

# PRODUCT CATALOG

PRODUCT CATALOG

WORLD BRAKE Heavy Duty



**WORLD BRAKE**  
Heavy Duty



GENUINE QUALITY PARTS

**WORLD BRAKE**  
Heavy Duty



GENUINE QUALITY PARTS

# TABLE OF CONTENT

Cover	1			
Table of Contents	ii			
Instruction Manual	iii			
<b>I. BERLETT / RENAULT</b>				
1. B-9	1			
2. KERAX 355 R	2			
3. KERAX 405 R	3			
4. KERAX 400 R	4			
<b>II. CEAL</b>				
1. Ceal Panyang	5			
2. Ceal Panyak	6			
3. Ceal Lohar	7			
<b>III. DAEWOO</b>				
1. BUS-85 115E F	8			
2. BUS-85 115E R	9			
<b>IV. DAIHATSU</b>				
1. Delta LongFt-018	10			
2. Delta Short	11			
3. DV-26	12			
<b>V. DENNING</b>				
1. 4515 H Cam	13			
2. 4515 H Anc	14			
<b>VI. FORD / LANDROVER / GAZ / LEYLAND</b>				
1. GGR101	15			
2. GGR201 - (D-1115)	16			
3. GGR201	17			
4. GGR201	18			
5. GGR501	19			
6. GGR1201	20			
7. GGR1401	21			
8. GGR1441	22			
9. GGR1531	23			
10. GGR1571	24			
11. GGR1631	25			
12. GGR1641	26			
13. LEV301	27			
14. LEV401	28			
15. LEV401 + 1 also GGR1181	29			
<b>VII. FUSO</b>				
1. 14 Holes Front	30			
2. 14 Holes Rear	31			
3. 355 HP Front	32			
4. 355 HP Rear	33			
5. BM 115 Front / V 6	34			
6. BM 115 Rear / V 6	35			
7. BM 116 / BM 117 / 320 Front	36			
8. BM 116 / BM 117 / 320 Rear	37			
9. Bus 18 Holes Front	38			
10. Bus 20 Holes Rear	39			
11. FM Fighter Front	40			
12. FM Fighter Rear	41			
13. FK-416 / 12.5 ton Front	42			
14. FK-416 / 12.5 ton Rear	43			
15. FK-417 Front	44			
16. FK-417 Rear	45			
17. FU 410 V	46			
18. Handbrake	47			
19. T-655T-653 TH T4 Front	48			
20. T-655T-653 TH T4 Rear	49			
21. T-655T-653 TH T5 Front	50			
22. T-655T-653 TH T5 Rear	51			
23. FM 215 F	52			
24. FM 215 R	53			
25. FUSO BUILT UP	54			
<b>VIII. HINO</b>				
1. 2308 (H1) Front	55			
2. 2308 (H1) Rear	56			
<b>IX. HUNTON / ROR / YORK / YONE</b>				
1. 5" Cam	54			
2. 5" Anchor	55			
3. Hunton 7" Cam	56			
4. Hunton 7" Anchor	57			
5. ROR 7" Cam	58			
6. ROR 7" Anchor	59			
7. ROR 8 1/4" Cam	60			
8. ROR 8 1/4" Anchor	61			
9. ROR 8 5/8" Cam	62			
10. ROR 8 5/8" Anchor	63			
11. ROR BX302-018	64			
12. ROR 7" Cam + 2 tabs/ang	65			
<b>X. HYUNDAI</b>				
1. Aerobus Cam F	95			
2. Aerobus Anch F	97			
3. Aerobus Cam R	98			
4. Aerobus Anch R	99			
5. Mighty 125 PS	100			
6. Mighty 135 PS	101			
<b>XI. ISUZU and FUDON</b>				
1. Isuzu Diesel / Fobos 92.5 PS Front	102			
2. CH-314	103			
3. CH-315	104			
4. DA 100 Front	105			
5. DA 100 Rear	106			
6. DA 120 Front	107			
7. DA 120 Rear	108			
8. ELF 350 FTR	109			
9. Handbrake EX R	110			
10. F-442	111			
11. JCR7MD-65 Front	112			
12. JCR7MD-65 Rear	113			
13. KS 10-31 Rear	114			
14. MT-111 / 330 HP Front	115			
15. MT-111 / 330 HP Rear	116			
16. Isuzu 340 HP Rear	117			
17. MCR 68 F/R	118			
18. TLD 52V54	119			
19. TLD 58 New	120			
20. TMK Front	121			
21. TMK Rear Old	122			
22. TMK Rear New	123			
23. Isuzu 68G1	124			
24. Handbrake F-654	125			
25. FSR 33 F	126			
26. FSR 33 R	127			
3. 2308 (H1) Front	57			
4. 2308 (H1) Rear	58			
5. Ecoano / FF Front	59			
6. Ecoano / FF Rear	60			
7. FB Front	61			
8. FB Rear	62			
9. FD TurboRM-81	63			
10. Handbrake Hino RG	64			
11. RK 174 Front	65			
12. RK 174 Rear	66			
13. RG / 350 HP Front	67			
14. RK 174 (T) Rear	68			
15. Y-430 Front	69			
16. Y-430 Rear	70			
17. ZY 240 (Rata) Front	71			
18. ZY 240 (Rata) Rear	72			
19. ZY 240 (H) Front	73			
20. ZY 240 (H) Rear	74			
21. Z33 Rear	75			
22. Handbrake	76			
23. KM 320-500	77			
24. SG F	78			
25. SG R	79			
26. SG 100 F	80			
27. SG 100 R	81			
28. ZM 300 R	82			
29. Dufro 110 PS	83			

# TABLE OF CONTENT

27. Handbrake .....	128
28. SXH-HW .....	129
29. Foton Q2.5 PS Rear .....	130
<b>XII. INECO</b>	
1. Ineco PAC 28 .....	131
2. Ineco HQ Turbo .....	132
<b>XIII. KENWORTH</b>	
1. Volvo Kenworth 10mm 6 Hole .....	133
2. Volvo Kenworth 10mm 8 Hole .....	134
3. Kenworth C550-100 R .....	135
<b>XIV. MAZDA</b>	
1. T-3000 F/R .....	136
2. T-4000 / F-382 .....	137
3. F361 .....	138
4. TITAN TRUCK 2.75 ton F .....	139
5. TITAN TRUCK 3.5 ton F .....	140
6. TITAN TRUCK 1.5 ton F .....	141
7. TITAN TRUCK 2.75 ton R .....	142
<b>XV. MERCEDES BENZ / MAN</b>	
1. 508 1 Front .....	143
2. 508 1 Rear .....	144
3. 508 D Long .....	145
4. 508 D Short .....	146
5. 813/808/818 .....	147
6. LP 911 / L 911 Front .....	148
7. L 911 Rear .....	149
8. M8 700 .....	150
9. OH 1413-6h / LP 811 Front .....	151
10. OH917 Front .....	152
11. OH917 Rear .....	153
12. OH Prime Rear .....	154
13. OH Prime Starliner Rear .....	155
14. 1625 PS .....	156
15. 1625 PL .....	157
16. 1625 RS .....	158
17. 1625 RL .....	159
18. OF 6000 .....	160
19. OH Prime R + 2 big hole .....	161
20. OH Prime Starliner + 2 big hole .....	162
21. OH917 R + 1 big hole .....	163
22. JP-8 .....	164
<b>XVI. MITSUBISHI</b>	
1. CD FE 111/PS 100 .....	165
2. CD FE 118/PS 120 .....	166
3. CD FE 447/135 PS .....	167
4. CD T 210 Front .....	168
5. CD T 210 Rear .....	169
6. Roca .....	170
<b>XVII. NISSAN</b>	
1. 220 KHT Short .....	171
2. 220 KHT Long .....	172
3. CX 10 Front .....	173
4. CX 10 Rear .....	174
5. CX 11 Front .....	175
6. CX 11 Rear .....	176
7. CX 12 / UG 780 Front .....	177
8. CX 12 / UG 780 Rear .....	178
9. CM 80 Front .....	179
10. CM 80 Rear .....	180
11. CW 520 / RS-87 / SP-218 Front .....	181
12. CW 520 / RS-87 / SP-218 Rear .....	182
13. FX Front .....	183
14. FX Rear .....	184
15. RP Rear .....	185
16. Triton CD-46 / 340 1H Front .....	186
17. Triton CD-46 Rear .....	187
18. TWO 52 Front .....	188
19. TWO 52 Rear .....	189
20. TZ 50/AD Front .....	190
21. TZ 50/AD Rear .....	191
22. 340 1H Rear .....	192

23. UA 21 Front .....	193
24. UA 21 Rear .....	194
25. PAC 211 Front .....	195
26. PAC 211 Rear .....	196
27. CWM 330 F .....	197
28. CWM 330 F + 2 big hole .....	198
29. NISSAN HANDBRAKE PK-215 .....	199
30. CWM 330 Rear .....	200
31. JM 210 Rear .....	201
32. JM 210 Front .....	202
33. ATLAS H-40 .....	203
34. ATLAS H-40 FE 3 TON .....	204

## XVIII. PERMASA

1. FA .....	206
2. RA .....	207

## XIX. SAUER / SCANIA / BPW

1. BPW 10 Holes .....	208
2. BPW ECO .....	209
3. Scania 10 Holes .....	210
4. Scania 12 Holes 7" .....	211
5. Scania 18 Holes 8" .....	212
6. Scania 18 Holes 10" .....	213
7. Scania 12 Holes 10" .....	214

## XX. TATA

1. 12108 E Front .....	215
2. 12108 E Rear .....	216

## XXI. TOYOTA

1. 2D Front .....	217
2. 2D Rear .....	218
3. Dyna/Coaster Front .....	219
4. Dyna/Coaster Rear .....	220
5. Dyna/PS 115 Front .....	221
6. Dyna /PS 125 HT Front .....	222
7. Dyna /PS 125 HT Rear .....	223
8. Dyna /PS 125 HT Front Rear .....	224
9. Jeep 2 Front .....	225
10. Jeep RR-45 .....	226
11. F-260 .....	227
12. F-204 .....	228
13. F-206 .....	229

## XXII. VOLVO

1. FL 19 Front .....	230
2. FL 19 Rear .....	231
3. Volvo Rear .....	232
4. Volvo FB 85 Rear .....	233
5. FM 12 Front .....	234
6. FM 12 Rear .....	235
7. F 88 Rear Short .....	236
8. F 88 Rear Long .....	237
9. FL 7 PA FR .....	238

## XXIII. OTHER

1. HOT .....	239
2. SQUARE LINING .....	240

## XXIV. DRAG PAD

1. SUZUKI / DS-01 .....	241
2. HONDA / DH-01 .....	242
3. YAMAHA / DY-01 .....	243

## CROSS-REFERENCE

# INSTRUCTION MANUAL

XXXXXXXXXX

Vehicle Model

Vehicle

Drawing Scale

Drum Diameter

Brake Linings Size

Distributor Part No.

**CD FE111 /PS 100**

Scale 1 : 3

Part No. : MB-162517

Part No. DEP : M010-1

Name	Width	Thickness	Length	Drum Dia.	Pos / Set
CD FE 111 F/R	75	9.5	325	Ø320	4

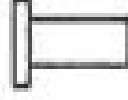
## APPLICATION MODEL

Type Rivet :

- Th. 1991 ~95 FE334,FE439,FE449

10 :10 (12 X 6 X 15)

Year and Application



Rivet Drawing

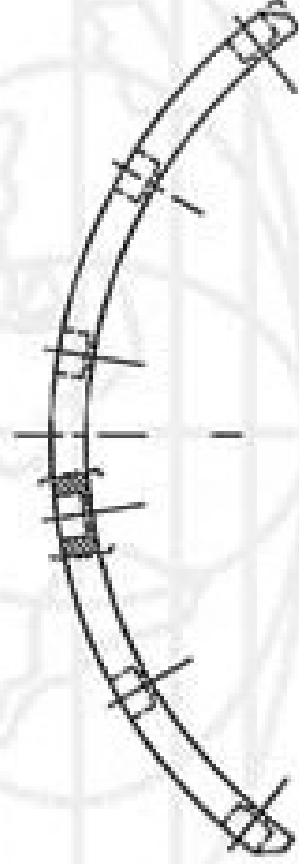
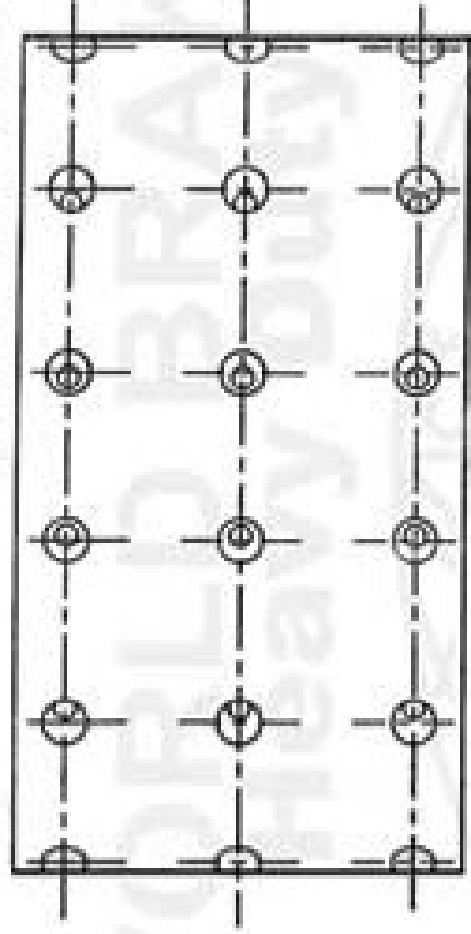
Scale 1 : 1

**Rivets per Set : 48**



**WORLD BRAKE**  
Heavy Duty  
GENUINE QUALITY PARTS

# BERLIET / RENAULT



**B-8**

Scale 1:3

Part No. : 19 463 (ZHG 920)

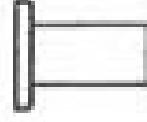
Name	Width	Thickness	Length	Drum Dia.	Pcs / Set
<b>B-8</b>	175	14	371	Ø414	4

**APPLICATION MODEL**

Type Rivet :

- Renault / Berliet

8 x 18



Material : Aluminium/Brass/Copper

Scale 1 : 1

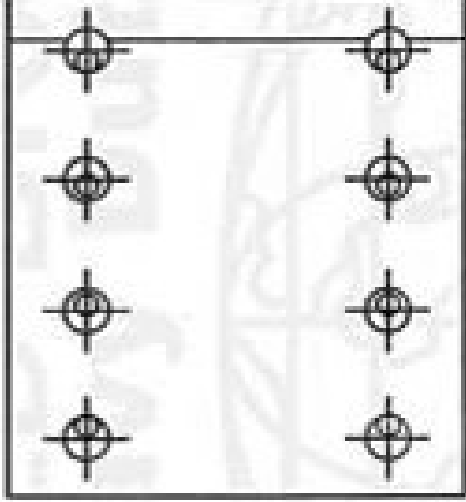
**Rivets per Set : 72**



**WORLD BRAKE**  
Heavy Duty  
GENUINE QUALITY PARTS

GENUINE QUALITY PARTS

WORLD BRAKE  
Heavy Duty



GENUINE QUALITY PARTS

## KERAX 350 REAR

Scale 1 : 3

Part No. : 5000811-113

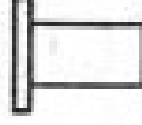
Name	Width	Thickness	Length	Drum Dia.	Pos/Set
KERAX 350 REAR	175	18.5	185	Ø414.0	8

### APPLICATION MODEL

Type Rivet :

- RENAULT / R.V.I

8 X 18



Material : Aluminium/Bronze/Copper

Scale 1 : 1


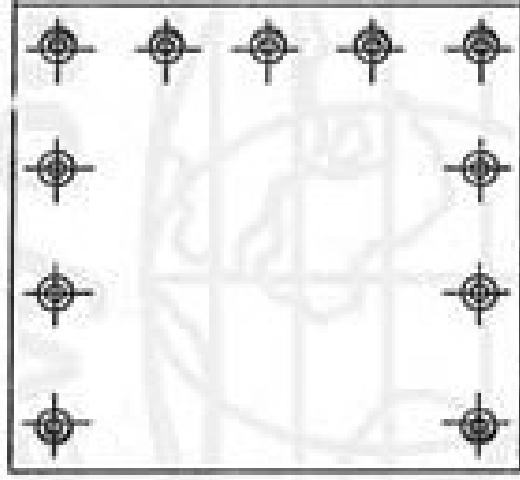
Rivets per Set : 88



**WORLD BRAKE**  
Heavy Duty  
GENUINE QUALITY PARTS

# BERLIET / RENAULT

WORLD BRAKE  
Heavy Duty



## KERAX 420 REAR

Scale 1:3

Part No. : 5001868089


Name	Width	Thickness	Length	Drum Dia.	Rivets/Set
KERAX 420 REAR	198	18.0/12.5	178	Ø410.0	8

### APPLICATION MODEL

- Renault kerax 420 Rear

Type Rivet :

10 :10 (12 X 6 X 15)



Material : Aluminium/Brass/Copper  
Scale 1 : 1

Rivets per Set : 88

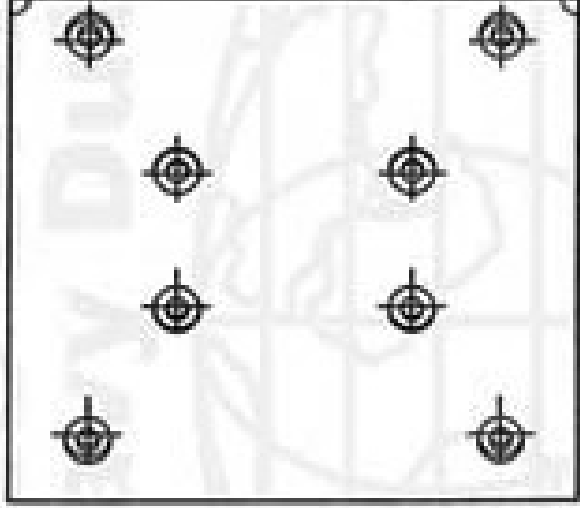


WORLD BRAKE  
Heavy Duty  
GENUINE QUALITY PARTS

GENUINE QUALITY PARTS

# BERLIET / RENAULT

WORLD BRAKE  
Heavy Duty



GENUINE QUALITY PARTS

## KERAX 400 REAR

Scale 1:3

Part No. : 5001860048


Name	Width	Thickness	Length	Drum Dia.	Post/Set
KERAX 400 REAR	220	18.3	187	Ø420.0	6

### APPLICATION MODEL

- Renault kerax 400 Rear

Type Rivet :

12:12 (14 X 8 X 18)



Material : Aluminium/Brass/Copper  
Scale 1:1

Rivets per Set : 64

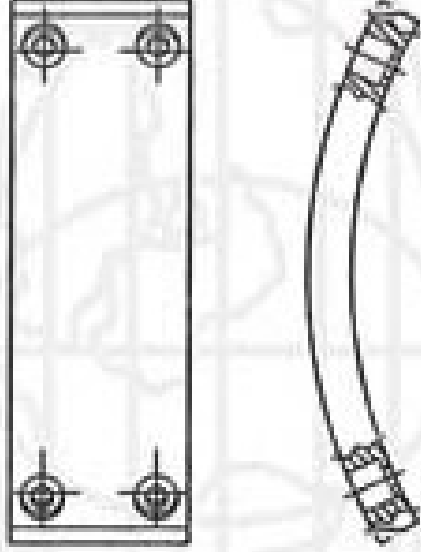


WORLD BRAKE  
Heavy Duty  
GENUINE QUALITY PARTS



# CEAL

## WORLD BRAKE Heavy Duty



GENUINE QUALITY PARTS

### CEAL PANJANG

Scale 1:3

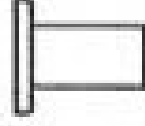
Part No. : -

Name	Width	Thickness	Length	Drum Dia.	Pos/Set
CEAL PANJANG	71	17.0	205	Ø420.0	8

APPLICATION MODEL

Type Rivet :

8 x 18



Material : Aluminium/Bronze/Copper  
Scale 1:1

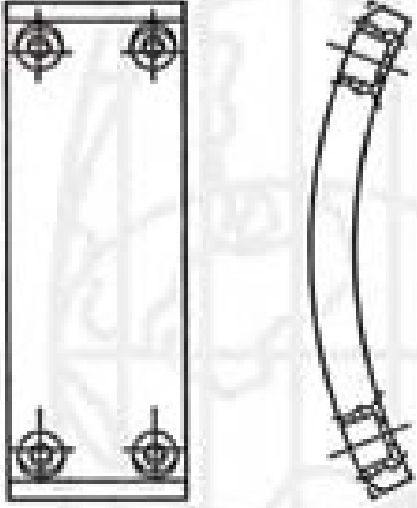
Rivets per Set : 32



**WORLD BRAKE**  
**Heavy Duty**  
GENUINE QUALITY PARTS

# CEAL

## WORLD BRAKE Heavy Duty



GENUINE QUALITY PARTS

### CEAL PENDEK

Scale 1:3

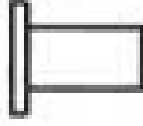
Part No. : -

Name	Width	Thickness	Length	Drum Dia.	Qty/Set
CEAL PENDEK	70	17.0	185	Ø420.0	8

#### APPLICATION MODEL

Type Rivet :

8 x 18

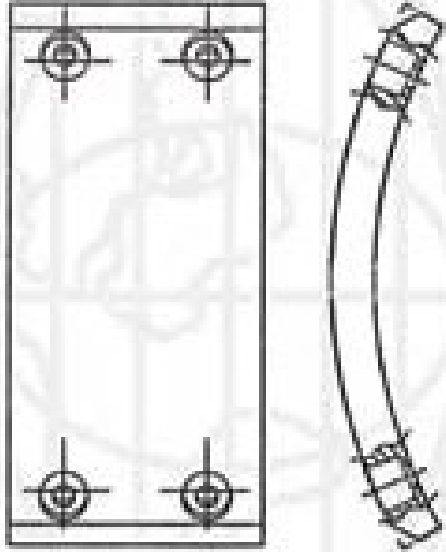


Material : Aluminium/Brass/Copper  
Scale 1:1

Rivets per Set : 32

# CEAL

## WORLD BRAKE Heavy Duty



GENUINE QUALITY PARTS

### CEAL LEBAR

Scale 1:3

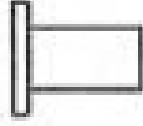
Part No. : -

Name	Width	Thickness	Length	Drum Dia.	Pos/Set
CEAL LEBAR	100	17.0	205	Ø420.0	8

#### APPLICATION MODEL

Type Rivet :

8 x 18

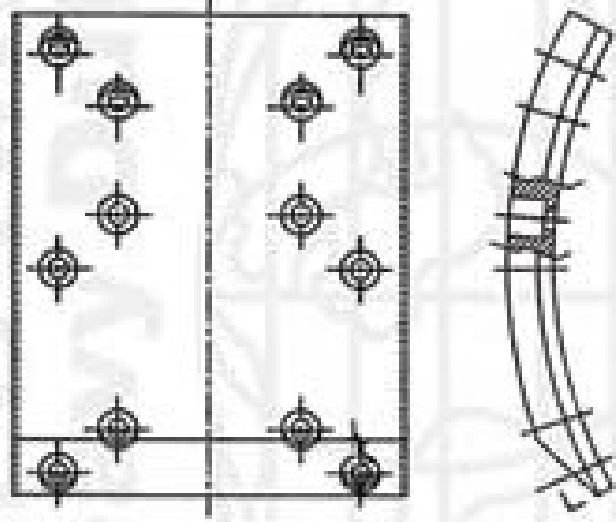


Material : Aluminium/Brass/Copper  
Scale 1 : 1

Rivets per Set : 32

**DAEWOO**

WORLD BRAKE  
Heavy Duty



GENUINE QUALITY PARTS

**BUS BS 115E FRONT**

Scale 1 : 3

Part No. : 95780468


Name	Width	Thickness	Length	Drum Dia.	Post/Set
BUS BS 115E FRONT	156	18.5	188	Ø 410	8

**APPLICATION MODEL**

- BUS BS 115 E

Type Rivet :

7.6 x 26



Scale 1 : 1

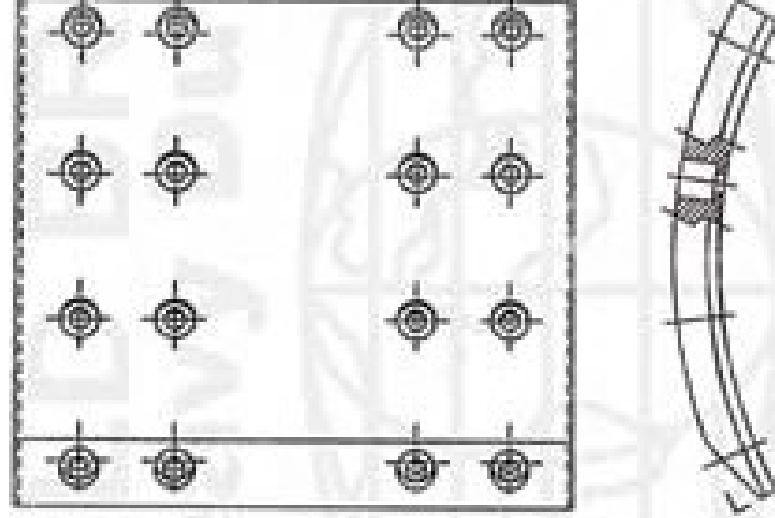
**Rivets per Set : 96**



**WORLD BRAKE**  
Heavy Duty  
GENUINE QUALITY PARTS

**DAEWOO**

**WORLD BRAKE**  
**Heavy Duty**



**GENUINE QUALITY PARTS**

**BUS BS 115E REAR**

Scale 1 : 3

Part No. : 96780469


Name	Width	Thickness	Length	Drum Dia.	Pos / Set
<b>BUS BS 115E REAR</b>	<b>220</b>	<b>18.5</b>	<b>188</b>	<b>Ø 410</b>	<b>8</b>

**PART NUMBER**

- BUS BS 115E

Type Rivet :

7.6 x 26



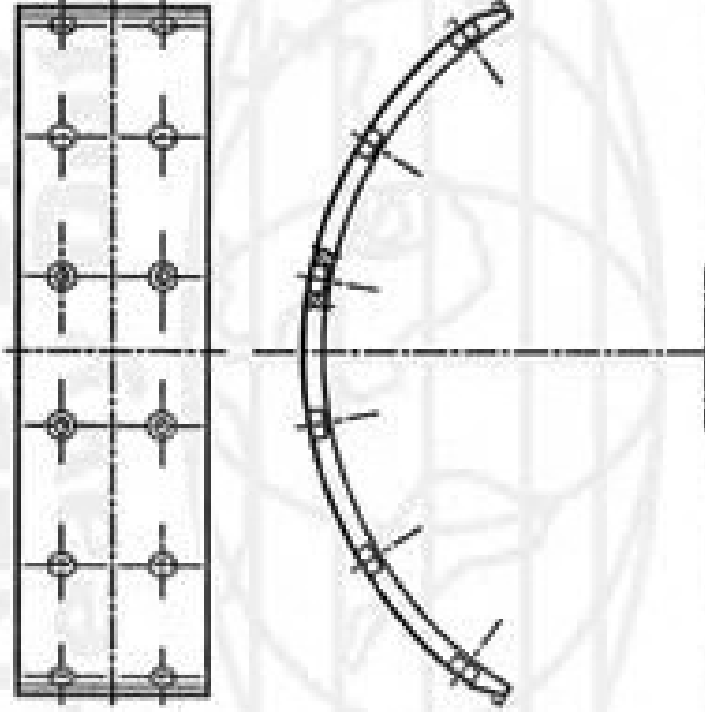
Scale 1 : 1

**Rivets per Set : 128**



**WORLD BRAKE**  
**Heavy Duty**  
GENUINE QUALITY PARTS

# WORLD BRAKE



# GENUINE QUALITY PARTS

## DELTA LONG/F-016

Scale 1 : 3

Part No. : 04496 - 87307


Name	Width	Thickness	Length	Drum Dia.	Post/Set
<b>DELTA LONG / F-016 F/R</b>	<b>75</b>	<b>8.0</b>	<b>315</b>	<b>Ø320</b>	<b>4</b>

**APPLICATION MODEL**

Delta Series kecuali V24, 34, 57, 67  
 -Th. 1985--on Delta V58, V59, V68, V69,  
 -V76 front  
 Delta Tipper V78U

**Type Rivet :**

7 : 9 (9 x 4 x 13)

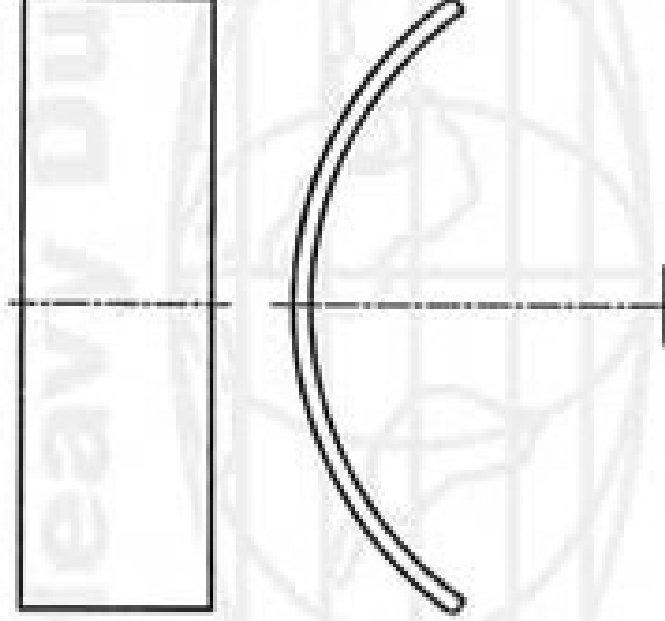


Material : Aluminium/Brass/Copper  
 Scale 1 : 1

**Rivets per Set : 48**



# WORLD BRAKE Heavy Duty



GENUINE QUALITY PARTS

## DELTA SHORT

Scale 1 : 3

Part No. : -

Name	Width	Thickness	Length	Drum Dia.	Post/Set
DELTA SHORT F/R	75	7.0	271	Ø285	4

### APPLICATION MODEL

- TH. 1978~82 Delta SV17, SV18 2Ton

Type Rivet :

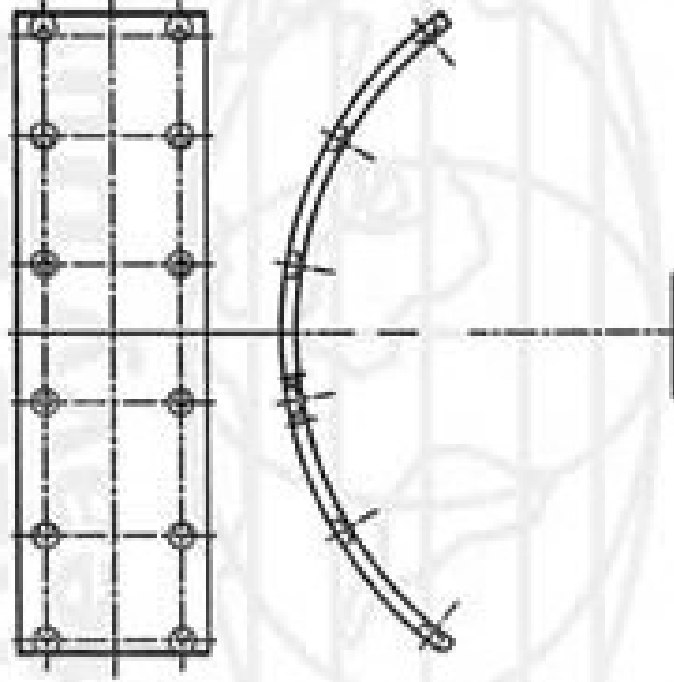
UNDRILLED

Rivets per Set : -



**WORLD BRAKE**  
**Heavy Duty**  
GENUINE QUALITY PARTS

WORLD BRAKE  
Heavy Duty



GENUINE QUALITY PARTS

## DV-26

Scale 1 : 3

Part No. : AF 236

Name	Width	Thickness	Length	Drum Dia.	Pcs/Set
DV-26 F/R	75	6.0	280	Ø310	4


**APPLICATION MODEL**

**Type Rivet :**

- Th. 1972~ DV23

7 : 9 (9 X 4 X 13)

DV26 2Ton Range



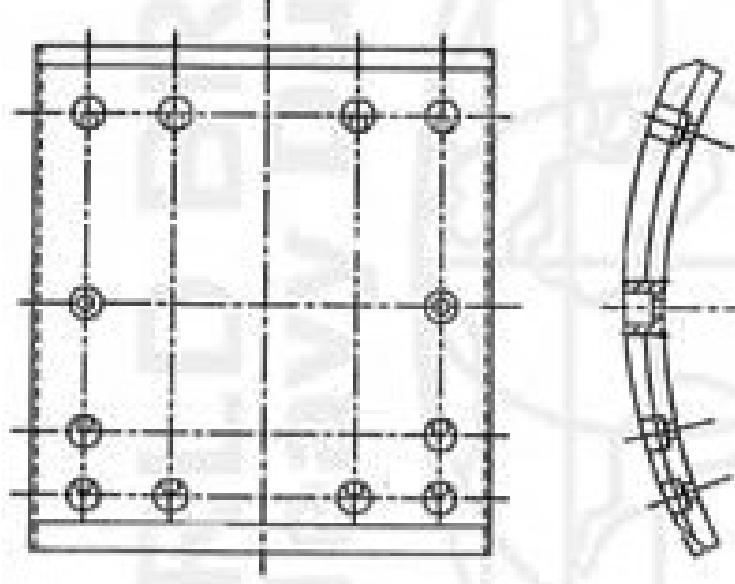
Material : Aluminium/Brass/Copper

Scale 1 : 1

**Rivets per Set : 48**



# DENNING



## 4515 H CAM

Scale 1 : 3

Part No. : 4515 H

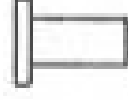
Name	Width	Thickness	Length	Drum Dia.	Pos/Set
4515 H ANC F/R	178	19.1/16.1	191	Ø419	8

### APPLICATION MODEL

- Rockwell Axle, Mack, Standart Forge

### Type Rivet :

10 : 12 (12 X 6 X 18)



### NOTE :

1 set consist of 4 pcs 4515 H Cam and  
4 pcs 4515 H Anchor

Material : Aluminium/Bronze/Copper  
Scale 1 : 1

Rivets per Set : 96

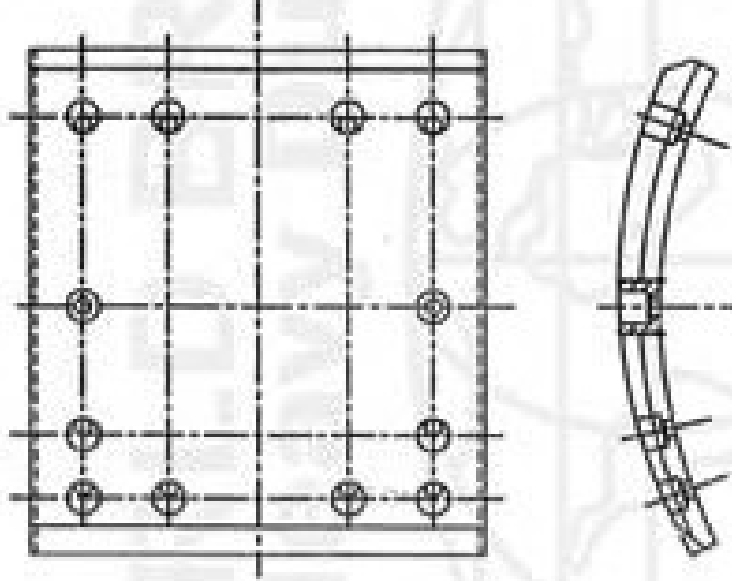


**WORLD BRAKE**  
Heavy Duty  
GENUINE QUALITY PARTS

GENUINE QUALITY PARTS

WORLD BRAKE  
Heavy Duty

# DENNING



## 4515 H ANC

Scale 1 : 3

Part No. : 4515 H


Name	Width	Thickness	Length	Drum Dia.	Post/Set
4515 H ANC F/R	178	18.2/11.8	190	Ø419	8

### APPLICATION MODEL

- Rockwell Axle, Mack, Standart Forge

### Type Rivet :

10:12 (12 X 6 X 18)



### NOTE :

1 Set consist of 4 pcs 4515 H Cam and  
4 pcs 4515 H Anchor

Material : Aluminium/Brass/Copper  
Scale 1 : 1

**Rivets per Set : 96**



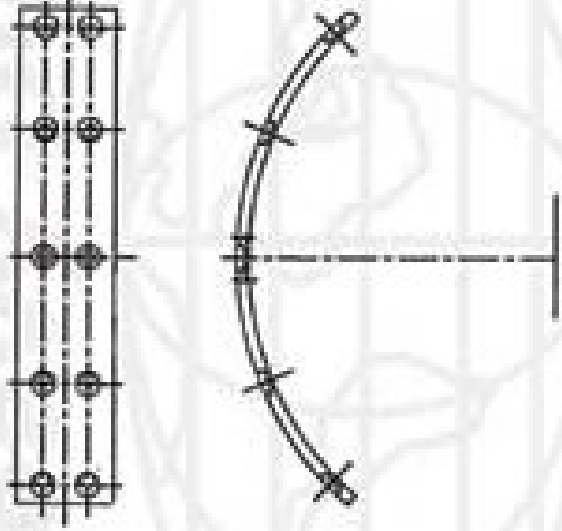
**WORLD BRAKE**  
**Heavy Duty**  
GENUINE QUALITY PARTS

GENUINE QUALITY PARTS

WORLD BRAKE  
Heavy Duty

# FORD / LANDROVER / DAF / LEYLAND

# WORLD BRAKE Heavy Duty



# GENUINE QUALITY PARTS

**GG/41/1**

Scale 1 : 3

Part No. : GG/41/1

Name	Width	Thickness	Length	Drum Dia.	Pcs / Set
GG/41/1 F/R	38.1	4.8	213	Ø25.4	4


### APPLICATION MODEL

Type Rivet :

- Th. 1974~78 185 Diesel 215,220,230  
240

7 : 9 (9 X 4 X 19)

- Th. 1974~78 185 Van 14 CWT



Material : Aluminium/Brass/Copper  
Scale 1 : 1


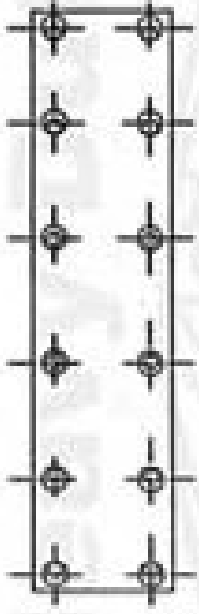
**Rivets per Set : 40**



**WORLD BRAKE**  
Heavy Duty  
GENUINE QUALITY PARTS

# FORD / LANDROVER / DAF / LEYLAND

# WORLD BRAKE



# GENUINE QUALITY PARTS

**GG/72/1-(D-1110)**

Scale 1 : 3

Part No. : GG/72/1


Name	Width	Thickness	Length	Drum Dia.	Pos / Set
GG/72/1 F	55	4.8	259	Ø279	4

## APPLICATION MODEL

- Leyland, Rover

Type Rivet :

10 : 10 (12 X 6 X 15)



Material : Aluminium/Bress/Copper

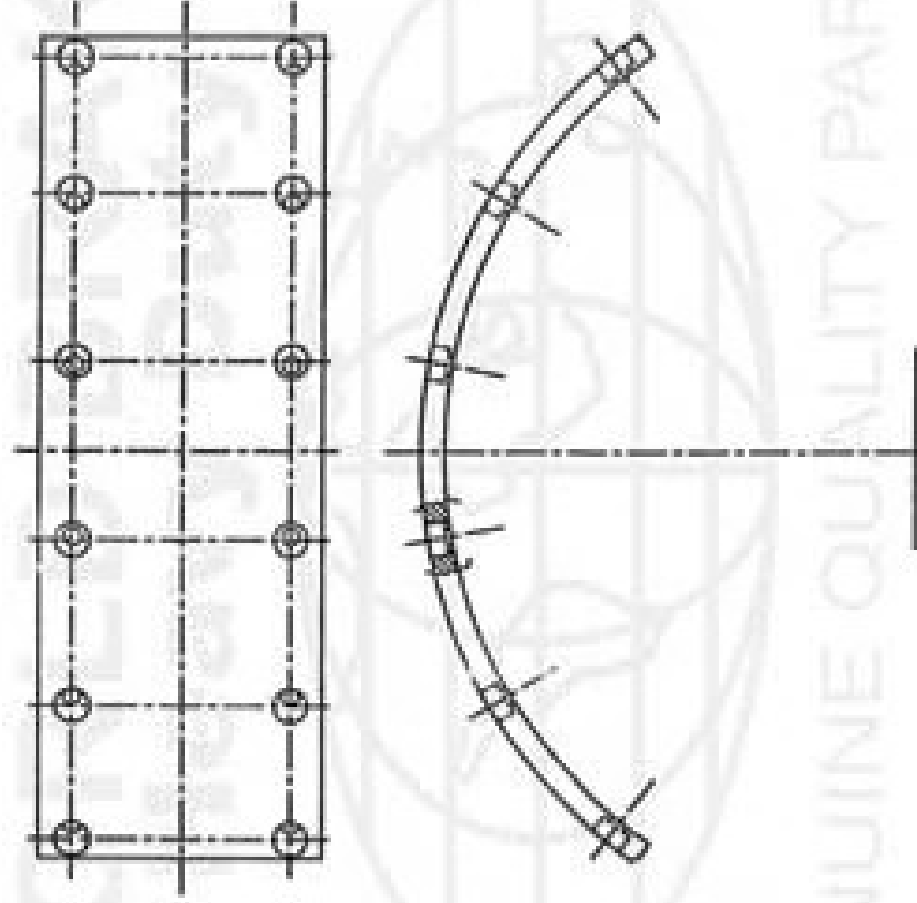
Scale 1 : 1

**Rivets per Set : 48**



**WORLD BRAKE**  
Heavy Duty  
GENUINE QUALITY PARTS

# FORD / LANDROVER / DAF / LEYLAND



**GG/77/1**

Scale 1 : 3

Part No. : GG/77/1

Name	Width	Thickness	Length	Chum Dia.	Pcs / Set
<b>GG/77/1 F</b>	<b>108</b>	<b>9.5</b>	<b>360</b>	<b>Ø387</b>	<b>4</b>

**APPLICATION MODEL**

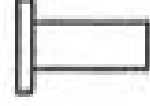
Type Rivet :

- . Th. 1963-74 Chieftain CH 13, CH 17
- . Th. 1968-73 Chieftain 71
- . Th. 1981-83 Ford Commercial 0812

10 :10 (12 X 6 X 15)

- . Th. 1981-84 Ford Commercial 0912

7.4 Ton



- . Th. 1972-81 Ford D1210,D1211,D1314

9 Ton

- . Th. 1973-82 Leyland boxer,BX18Tractor

Material : Aluminium/Brass/Copper

Scale 1 : 1

- . Th. 1970-75 Leyland lairdrange

**Rivets per Set : 48**

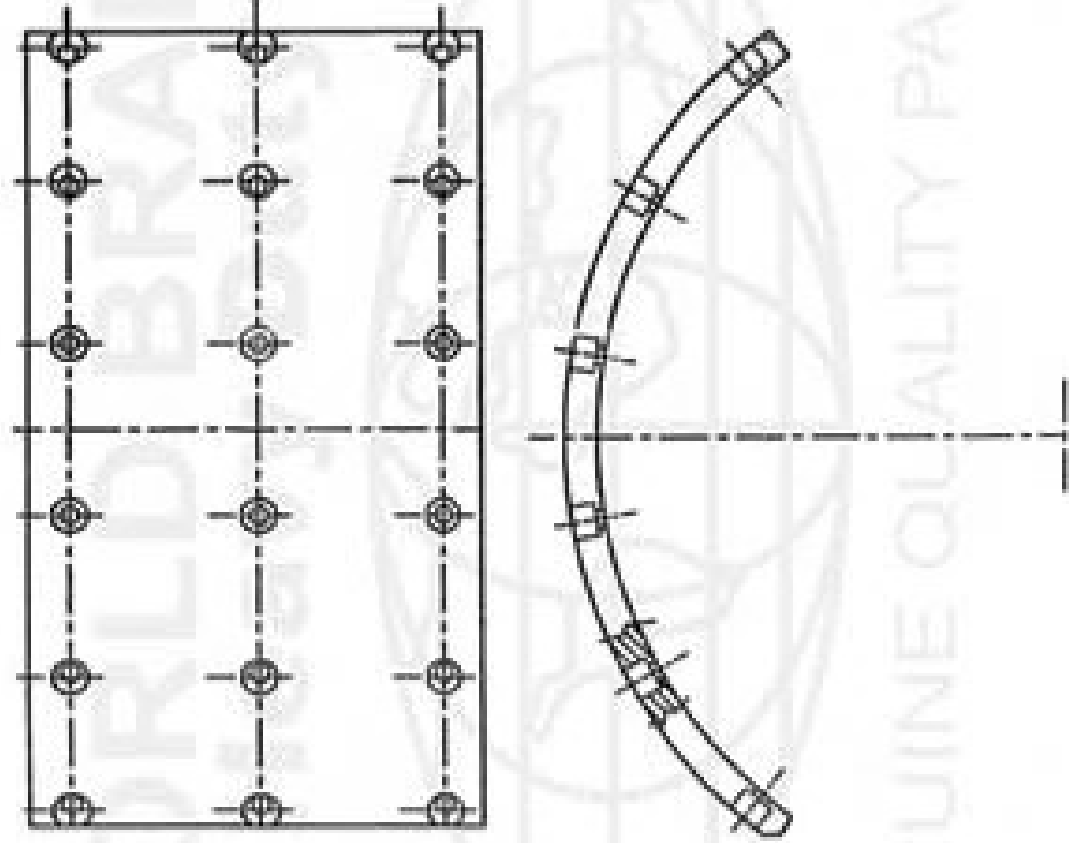
.1825 Lr tractor



**WORLD BRAKE**  
Heavy Duty  
GENUINE QUALITY PARTS

GENUINE QUALITY PARTS

# FORD / LANDROVER / DAF / LEYLAND



**GG/92/1**

Scale 1 : 3

Part No. : GG/92/1

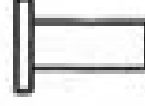
Name	Width	Thickness	Length	Drum Dia.	Pcs / Set
GG/92/1 F	177.8	12.7	365	Ø384	4

#### APPLICATION MODEL

- Bedford, Crane freuehuf, DAF, Dennis
- Denesson, Dodge, ERF, Fiat, Ford,
- Buy, Iveco, Ford, Leyland, Pegaso
- Renault, Svammel, Seddan,
- Atkinson, Sisu

Type Rivet :

L 9



Material : Aluminium/Brass/Copper

Scale 1 : 1

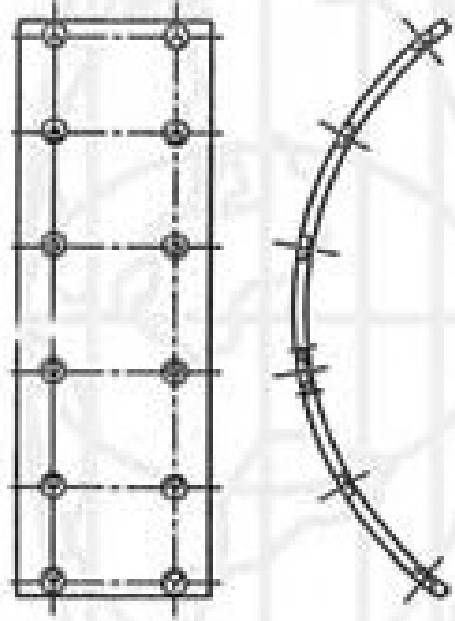
**Rivets per Set : 72**



**WORLD BRAKE**  
Heavy Duty  
GENUINE QUALITY PARTS

# FORD / LANDROVER / DAF / LEYLAND

## WORLD BRAKE Heavy Duty



GENUINE QUALITY PARTS

**GG/95/1**

Scale 1 : 3


Part No. : GG/95/1

Name	Width	Thickness	Length	Drum Dia.	Pcs/Set
GG/95/1	76.2	5.0	256	Ø279	4

### APPLICATION MODEL

Type Rivet :

H5.5 (4.37 x 7.94)



Material : Aluminum/Brass/Copper  
Scale 1 : 1

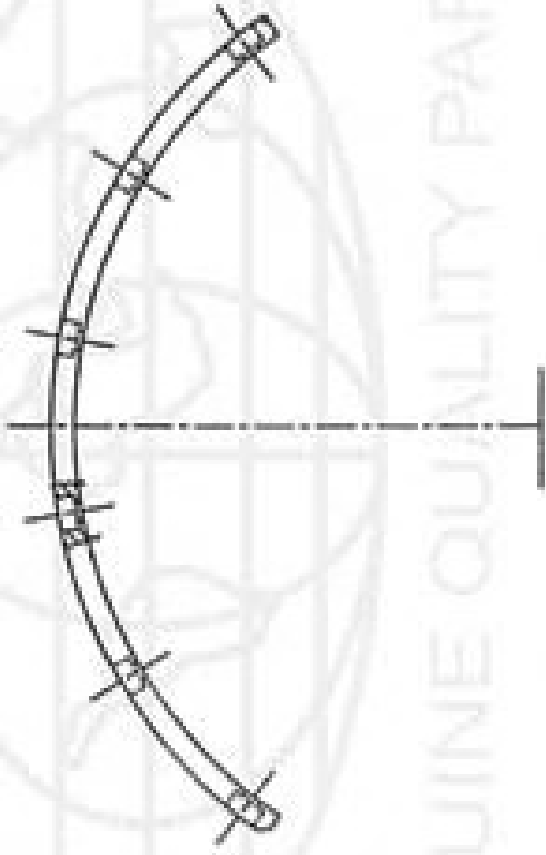
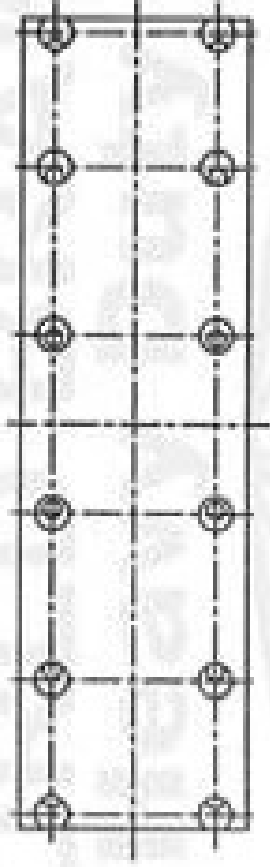
**Rivets per Set : 56**



**WORLD BRAKE**  
Heavy Duty  
GENUINE QUALITY PARTS

# FORD / LANDROVER / DAF / LEYLAND

WORLD BRAKE



GENUINE QUALITY PARTS

**GG/113/1**

Scale 1 : 3

Part No. : GG/113/1


Name	Width	Thickness	Length	Drum Dia.	No. of Pos.
GG/113/1 F	88.9	9.5	358	Ø387	4

**APPLICATION MODEL**

- Dodge (GB), Ford (D), Ford (GB),  
M & G Trailers (GB)

**Type Rivet :**

10 : 10 (12 X 6 X 15)



Material : Aluminium/Brass/Copper  
Scale 1 : 1

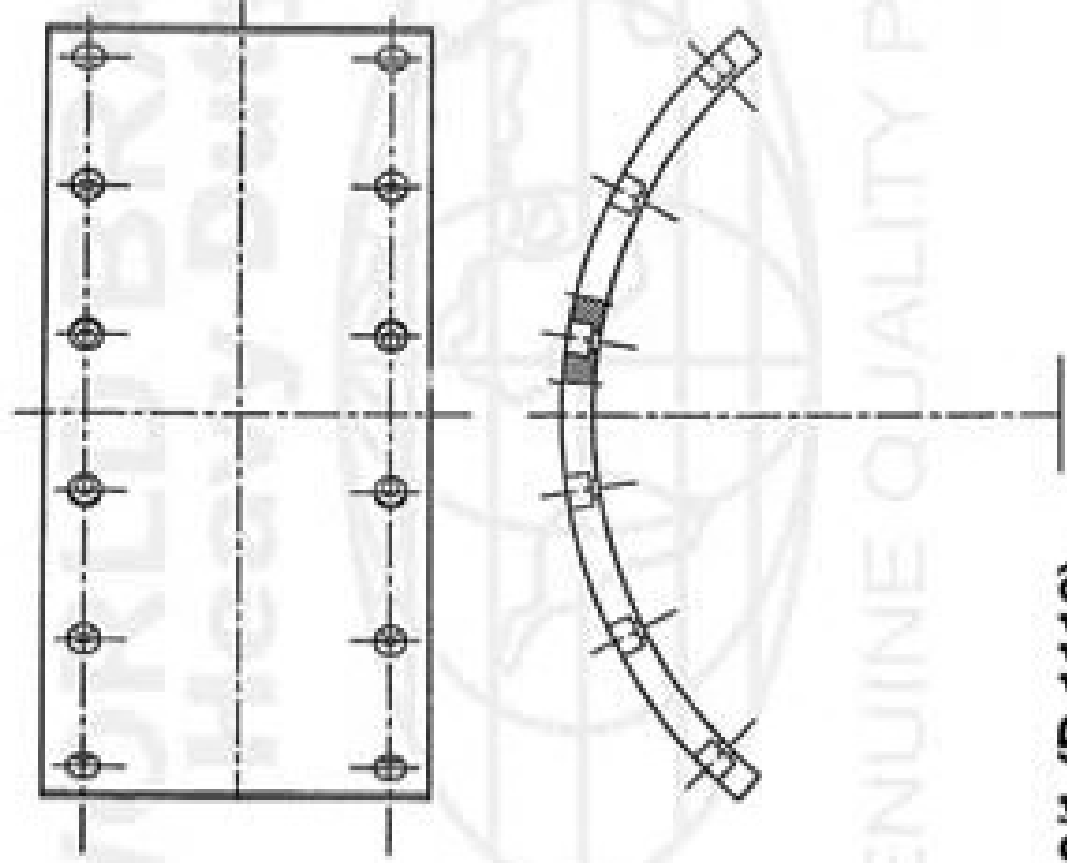
**Rivets per Set : 48**



**WORLD BRAKE**  
Heavy Duty  
GENUINE QUALITY PARTS



# FORD / LANDROVER / DAF / LEYLAND



**GG/140/1 (D-1110)**

Scale 1 : 3

Part No. : GG/140/1


Name	Width	Thickness	Length	Drum Dia.	No. of Pos.
GG/140/1 (D-1110) R	152.4	12.7	321	Ø394	4

**APPLICATION MODEL**

- Dennis, Dodge, Ford, Iveco, Leyland
- Renault / R.U.I

Type Rivet :

L 9



Material : Aluminium/Brass/Copper  
Scale 1 : 1

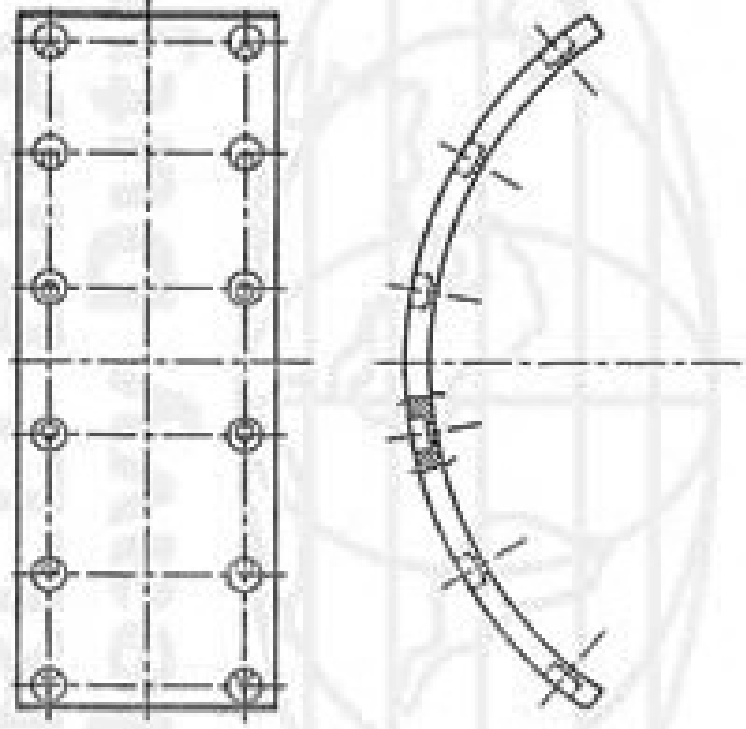
**Rivets per Set : 48**



**WORLD BRAKE**  
Heavy Duty  
GENUINE QUALITY PARTS

# FORD / LANDROVER / DAF / LEYLAND

WORLD BRAKE



GENUINE QUALITY PARTS

**GG/144/1**

Scale 1 : 3

Part No. : GG/144/1

Name	Width	Thickness	Length	Drum Dia.	Pos/Set
GG/144/1 F	101.6	9.5	301	Ø330	4

**APPLICATION MODEL**

- DAF, Dodge, Ford, Leyland

Type Rivet :



Material : Aluminium/Brass/Copper

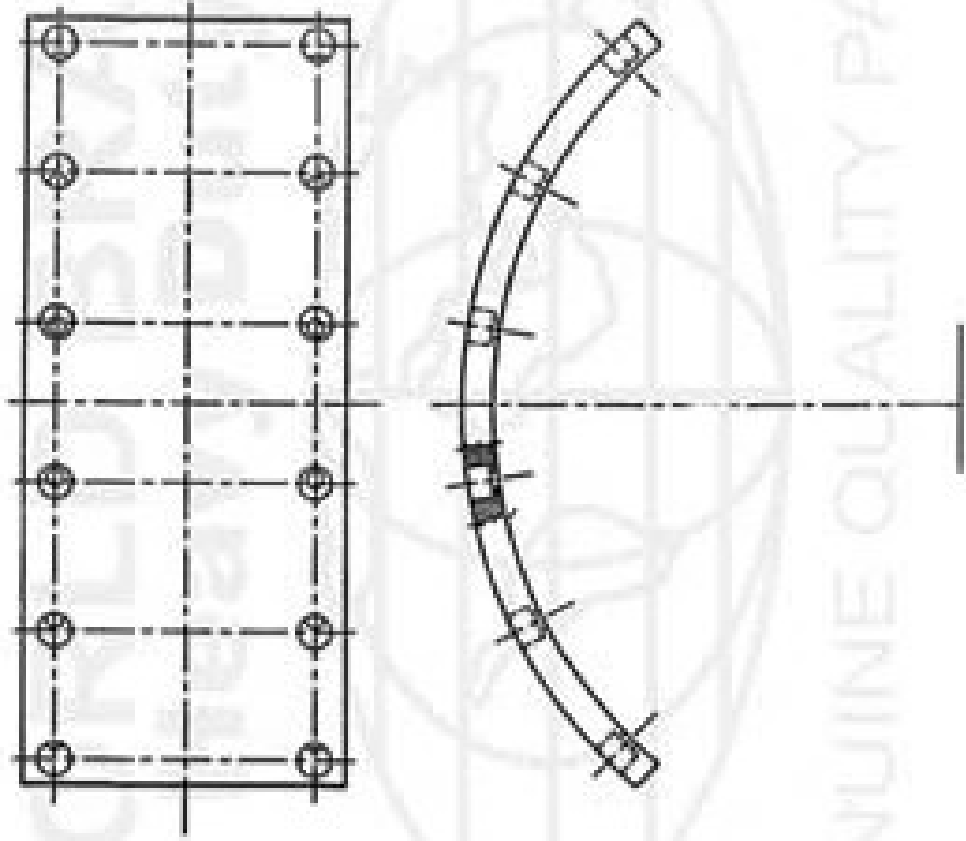
Scale 1 : 1

**Rivets per Set : 48**



**WORLD BRAKE**  
Heavy Duty  
GENUINE QUALITY PARTS

# FORD / LANDROVER / DAF / LEYLAND



**GG/153/1**

Scale 1 : 3

**Part No. : GG/153/1**


Name	Wt in	Thickness	Length	Drum Dia.	Pos/Set
<b>GG/153/1 R</b>	<b>1: 7</b>	<b>12.7</b>	<b>320</b>	<b>Ø384</b>	<b>4</b>

**APPLICATION MODEL**

**Type Rivet :**

- Ford, Dodge, LuocoFord, Leyland,
- Leyland DAF, Renault / R.V. I
- \_\_\_\_\_
- \_\_\_\_\_
- \_\_\_\_\_
- \_\_\_\_\_
- \_\_\_\_\_
- \_\_\_\_\_
- \_\_\_\_\_

L 9



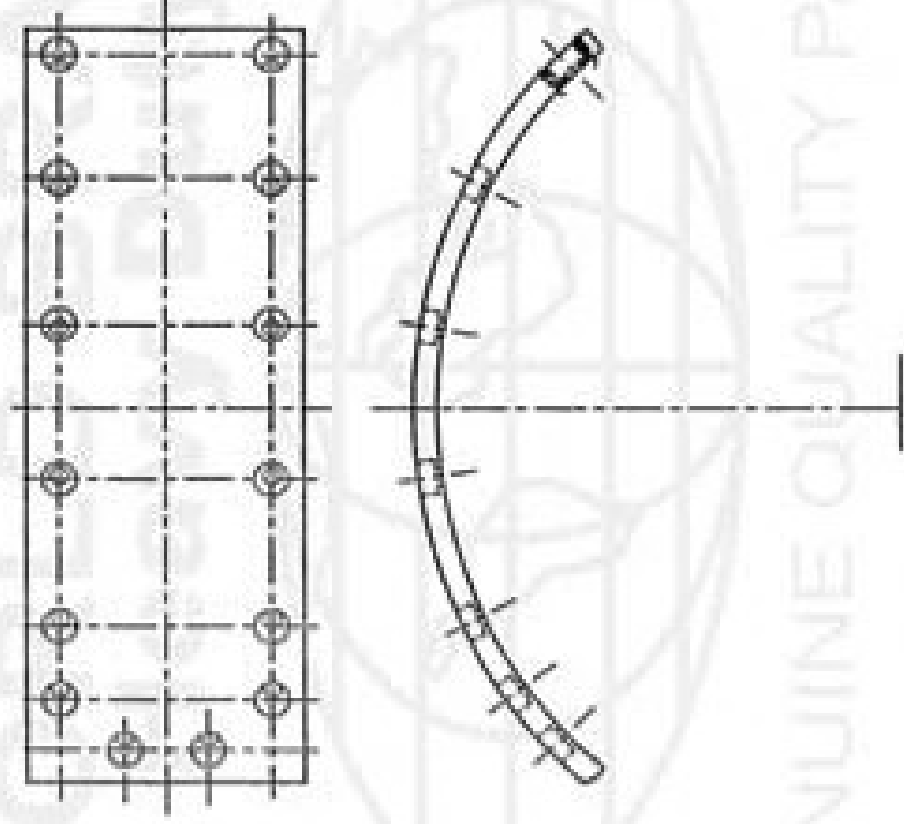
Material : Aluminium/BronzeCopper  
Scale 1 : 1

**Rivets per Set : 48**

GENUINE QUALITY PARTS

# FORD / LANDROVER / DAF / LEYLAND

WORLD BRAKE



GENUINE QUALITY PARTS

**GG/157/1**

Scale 1 : 3

Part No. : GG/157/1


Name	Width	Thickness	Length	Drum Dia.	Post/Set
GG/157/1 R	108	9.5	321	Ø387	4

APPLICATION MODEL

- Ford

Type Rivet :

L 7.5



Material : Aluminium/Brass/Copper

Scale 1 : 1

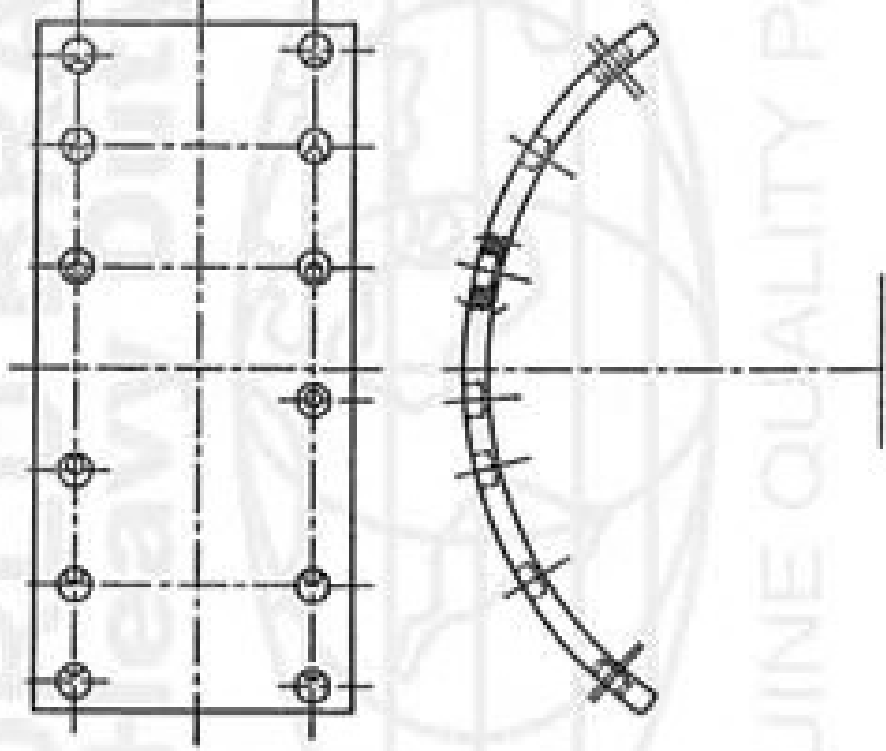
**Rivets per Set : 56**



**WORLD BRAKE**  
Heavy Duty  
GENUINE QUALITY PARTS

# FORD / LANDROVER / DAF / LEYLAND

WORLD BRAKE  
Heavy Duty



**GG/163/1**

Scale 1 : 3

Part No.

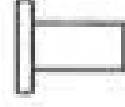
: GG/163/1

Name	Width	Thickness	Length	Drum Dia.	Post-Set
GG/163/1 R	127	9.5	300	Ø330	4

APPLICATION MODEL

Type Rivet :

L 7



Material : Aluminium/Brass/Copper

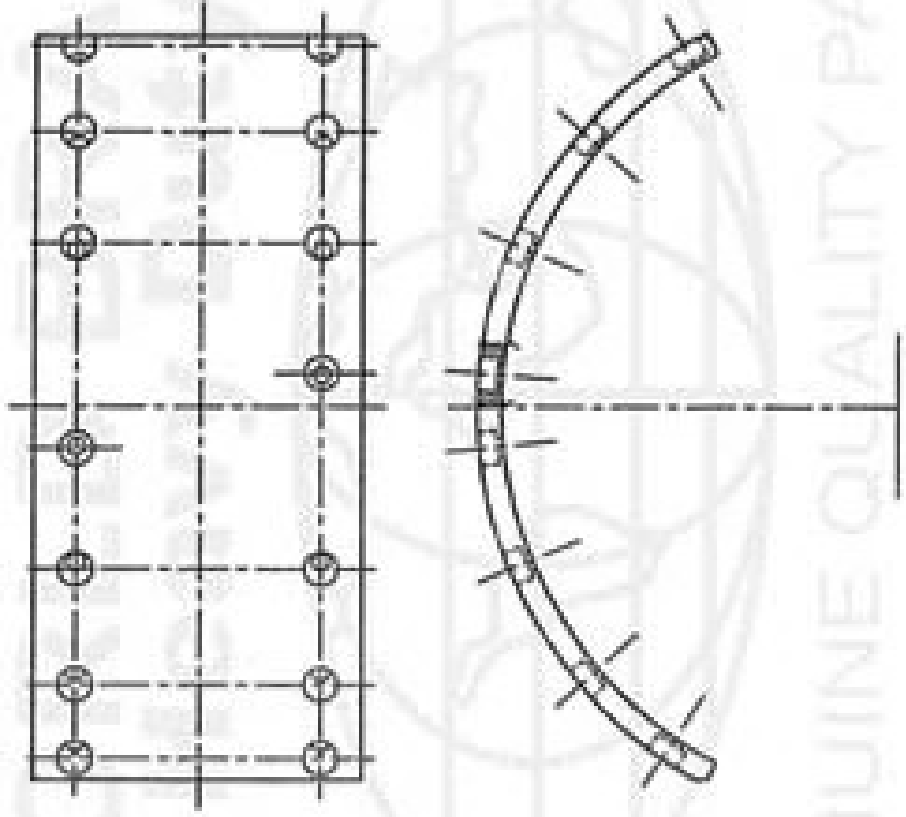
Scale 1 : 1

Rivets per Set : 48



**WORLD BRAKE**  
Heavy Duty  
GENUINE QUALITY PARTS

# FORD / LANDROVER / DAF / LEYLAND



**GG/164/1**

Scale 1 : 3

Part No. : GG/164/1

Name	Width	Thickness	Length	Drum Dia.	Post/Set
GG/164/1 R	127	9.5	341	Ø330	4


**APPLICATION MODEL**

D Series(4 Wheel Rigid)

- Th. 1972-78 D0910 Rear

**Type Rivet :**

10 :8 (12 X 6 X 12)



Material : Aluminium/Brass/Copper  
Scale 1 : 1

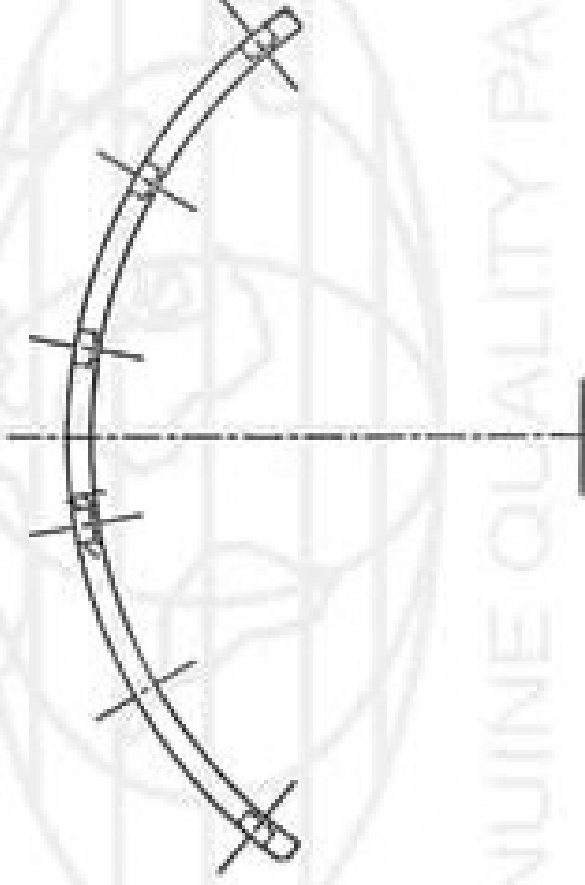
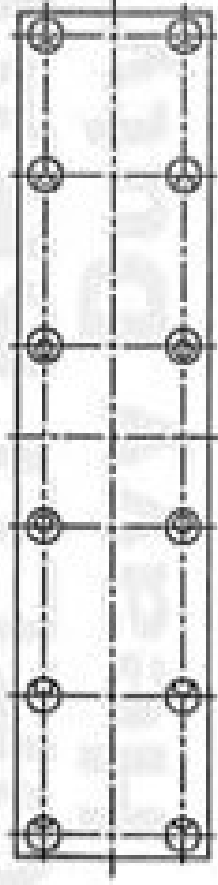
**Rivets per Set : 56**



**WORLD BRAKE**  
Heavy Duty  
GENUINE QUALITY PARTS

# FORD / LANDROVER / DAF / LEYLAND

WORLD BRAKE



GENUINE QUALITY PARTS

**LE/53/1**

Scale 1 : 3

Part No. : LE/53/1

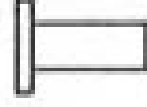
Name	Width	Thickness	Length	Drum Dia.	Pos / Set
LE/53/1	76	9.5	372	Ø406	4

**APPLICATION MODEL**

Loyland /BL (GB), Sava (E) FH 800

**Type Rivet :**

10 :10 (12 X 6 X 15)



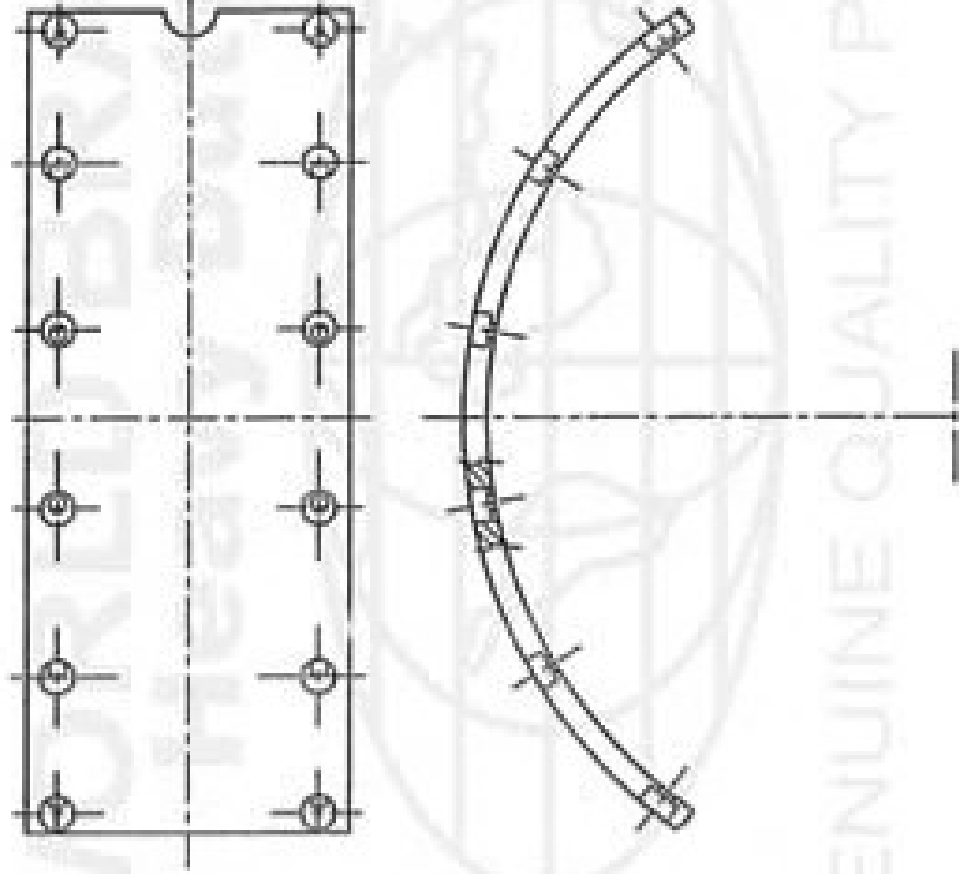
Material : Aluminium/Brass/Copper  
Scale 1 : 1

**Rivets per Set : 48**



**WORLD BRAKE**  
Heavy Duty  
GENUINE QUALITY PARTS

# FORD / LANDROVER / DAF / LEYLAND



**LE/54/1**

Scale 1 : 3

Part No. : LE/54/1


Name	Width	Thickness	Length	Drum Dia.	Post/Set
LE/54/1 F	127	9.5	358	Ø387	4

APPLICATION MODEL

- Fodden, DAF, York

Type Rivet :

L 9



Material : Aluminium/Brass/Copper  
Scale 1 : 1

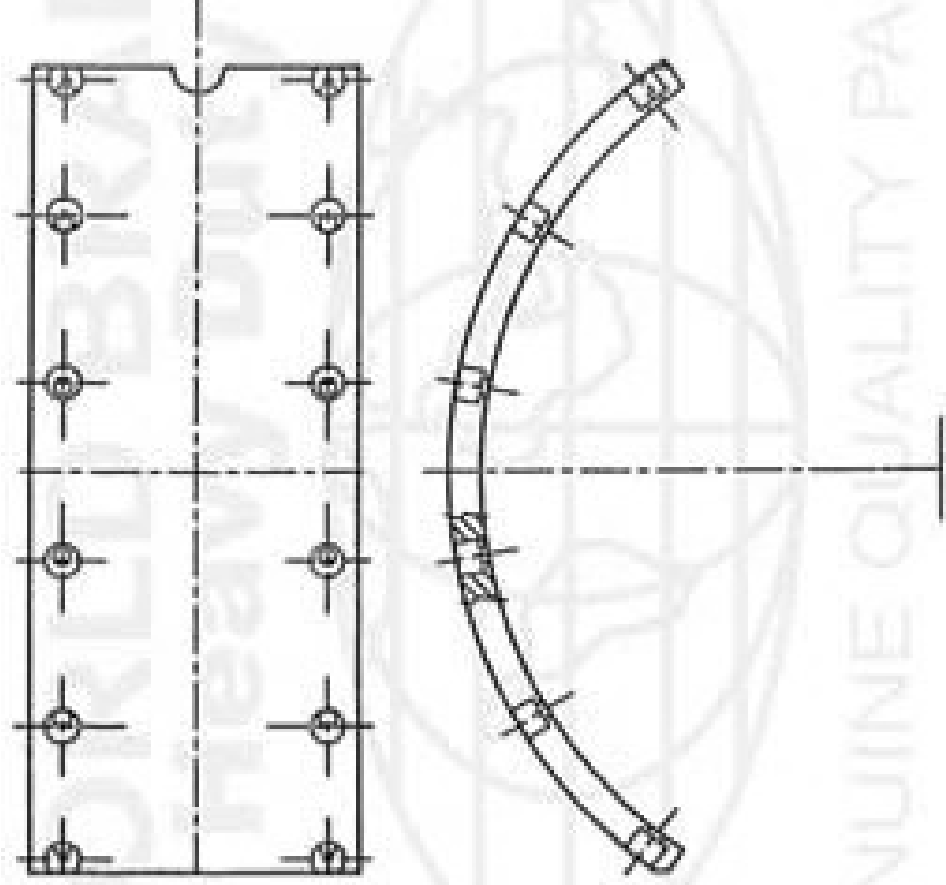
**Rivets per Set : 48**



**WORLD BRAKE**  
Heavy Duty  
GENUINE QUALITY PARTS



# FORD / LANDROVER / DAF / LEYLAND



**LE/54/1+1**

Scale 1 : 3

Part No.

: LE/54/1+1

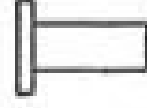
Name	Width	Thickness	Length	Drum Dia.	Pcs/Set
LE/54/1+1 F	127	12.9	361	Ø387	4

## APPLICATION MODEL

- Bristol, Dennis, Dodge, Ford, Iveco Ford
- Leyland, Renault/ R.V.I

Type Rivet :

L 9



Material : Aluminium/Brass/Copper

Scale 1 : 1

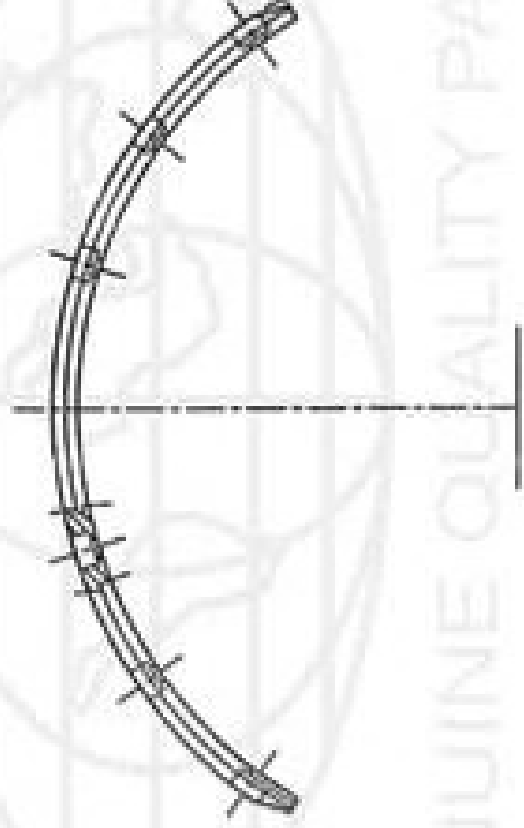
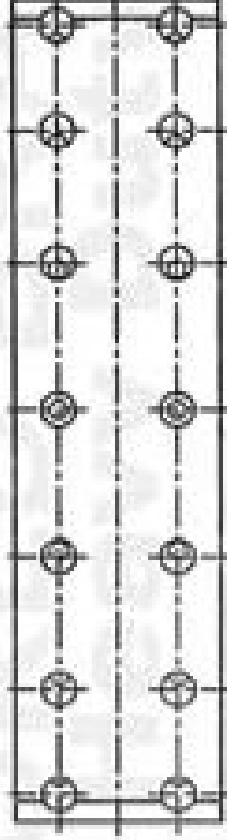
Rivets per Set : 48



**WORLD BRAKE**  
Heavy Duty  
GENUINE QUALITY PARTS

# FUSO

WORLD BRAKE



GENUINE QUALITY PARTS

## 14 HOLES FRONT

Scale 1 : 3

Part No. : \*

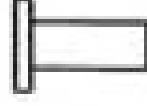
Name	Width	Thickness	Length	Drum Dia.	Pos / Set
<b>14 HOLES F</b>	<b>80</b>	<b>10.0</b>	<b>366</b>	<b>Ø370</b>	<b>4</b>

### APPLICATION MODEL

- Th. - 1979 BG 622B, 623

### Type Rivet :

10 : 10 (12 X 6 X 15)



Material : Aluminium/Brass/Copper  
Scale 1 : 1

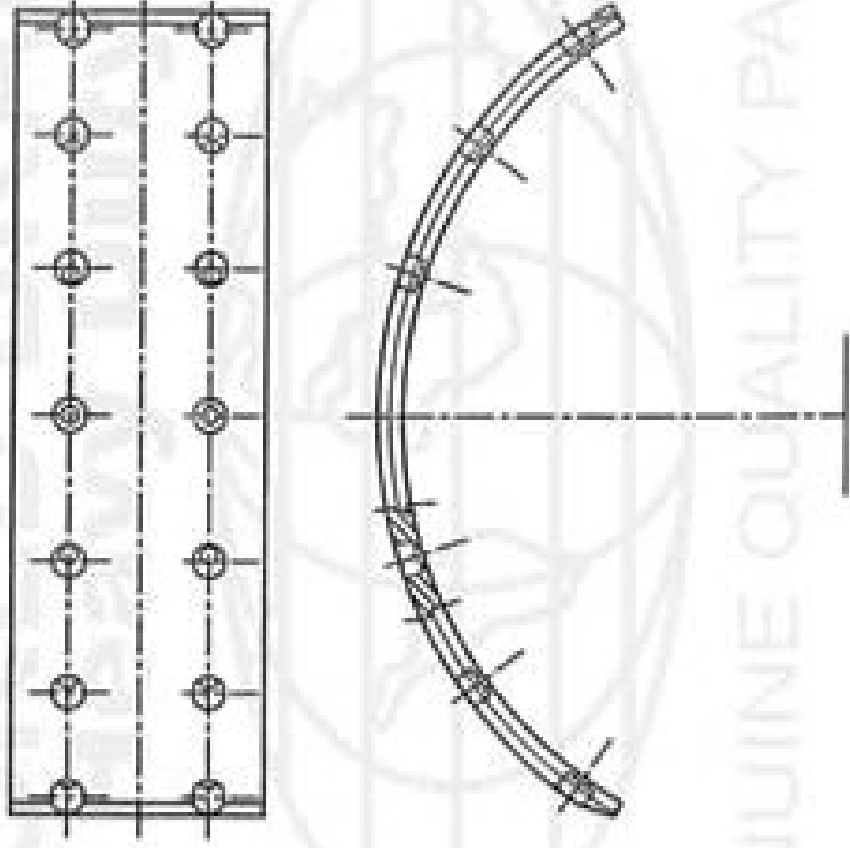
**Rivets per Set : 56**



**WORLD BRAKE**  
Heavy Duty  
GENUINE QUALITY PARTS

# FUSO

WORLD BRAKE



GENUINE QUALITY PARTS

## 14 HOLES REAR

Scale 1 : 3

Part No. : MC808374

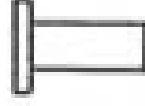
Name	Width	Thickness	Length	Drum Dia.	Pos / Set
<b>FUSO 14 HOLES R</b>	<b>100</b>	<b>10</b>	<b>366</b>	<b>Ø370</b>	<b>4</b>

### APPLICATION MODEL

- Th. -1979 BG 622B, 623
- Th. 1983--85 FK115/(20" Wheel)
- Th. 1985--88 FK415,K20 Front

### Type Rivet :

10 : 10 (12 X 6 X 15)



Material : Aluminium/Bress/Copper

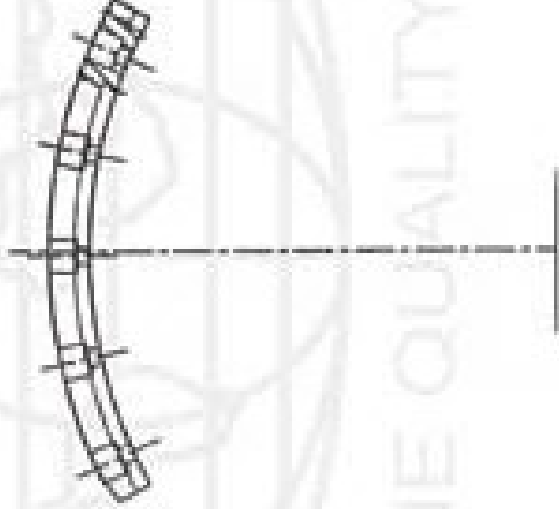

Scale 1 : 1

**Rivets per Set : 56**



**WORLD BRAKE**  
Heavy Duty  
GENUINE QUALITY PARTS

# FUSO



## 355 HP FRONT

Scale 1 : 3

Part No. : MC-828745 /47441-9640

Name	Width	Thickness	Length	Drum Dia.	Pos / Set
355 HP F	151	16.0	192	Ø 410	8

### APPLICATION MODEL

- Th. 1982~On FP 418 NS 2
- Th. 1989~On FV 355
- Th. 1991~On FV 418J
- Th. 1992~On FV 458
- Th. 1992~ FS 428 Twin Steer

### Type Rivet :

10 :10 (12 X 6 X 15)



Material : Aluminium/Brass/Copper  
Scale 1 : 1

**Rivets per Set : 80**

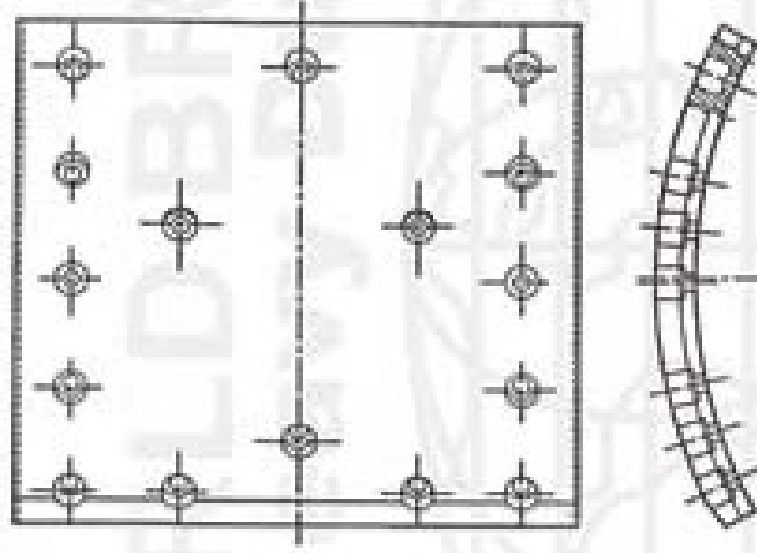


**WORLD BRAKE**  
Heavy Duty  
GENUINE QUALITY PARTS

WORLD BRAKE  
Heavy Duty

GENUINE QUALITY PARTS

# FUSO



## 355 HP REAR

Scale 1 : 3

Part No. : MC-828747 / 12022 - 575

Name	Width	Thickness	Length	Drum Dia.	Pos / Set
355 HP R	220	15.5	192	Ø410	8

### APPLICATION MODEL

- Th. 1992--on FP418NS2 Rear
- Th. 1989--on FV355 Rear
- Th. 1991 --on FV418J Rear
- Th. 1992--on FV458 Rear
- Th. 1992--on FS415 Rear
- Th. 1992--on FL 210PS, 260PS

FM 260PS

- Fuso Supergreat

### Type Rivet :

10 :10 (12 X 6 X 15)



Material : Aluminium/Brass/Copper

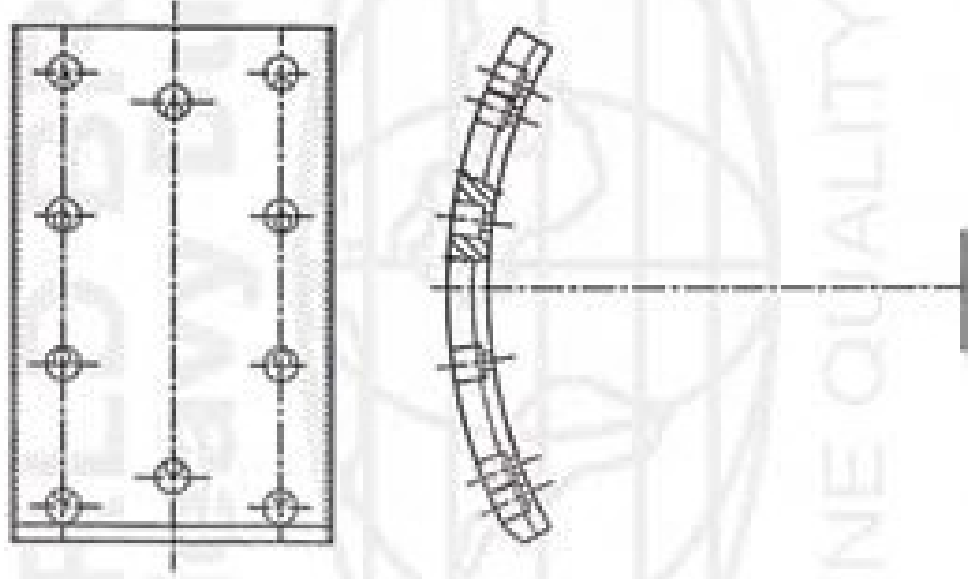
Scale 1 : 1

Rivets per Set : 128



**WORLD BRAKE**  
Heavy Duty  
GENUINE QUALITY PARTS

# FUSO



## BM 115 FRONT/ V 6

Scale 1 : 3

Part No. : 12028-59770

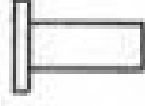
Name	Width	Thickness	Length	Drum Dia.	Pos / Set
BM 115 / V 6 F	125	16	196	Ø410	8

### APPLICATION MODEL

- Th. 1974 - 1982 FP Series, MM Series
- Th. 1980 - 1982 FR series
- Th. 1973 - 1982 FV, FU, FT series
- Th. 1975 - 1978 NV series
- Th. 1979 - 1982 FW series
- Th. 1981 - 1982 FN 328 T
- Th. - 1978 B8
- Th. 1974 - 1978 MR 470, 410
- Th. 1975 - 1983 MS series
- Th. 1985 F315,F458

Type Rivet :

10 : 10 (12 X 6 X 15)




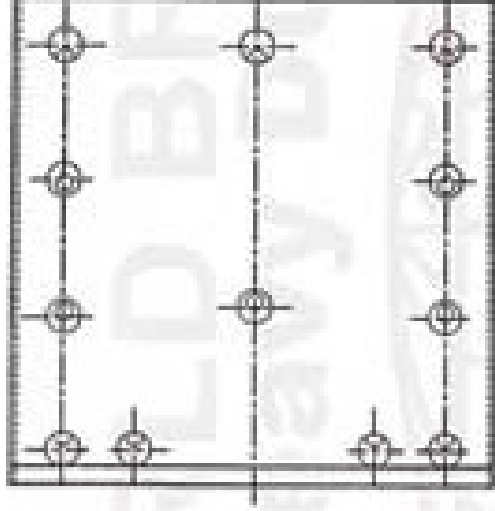
Material : Aluminium/Brass/Copper  
Scale 1 : 1

**Rivets per Set : 80**



**WORLD BRAKE**  
Heavy Duty  
GENUINE QUALITY PARTS

# FUSO



## BM 115 REAR / V 6

Scale 1 : 3

Part No. : 12022-59770

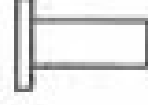
Name	Width	Thickness	Length	Drum Dia.	Pos / Set
BM 115 / V 6 R	190	16	184	Ø420	8

### APPLICATION MODEL

- Th. 1974 - 1982 FP Series, MM Series
- Th. 1980 - 1982 FR series
- Th. 1973 - 1982 FV, FU, FT series
- Th. 1975 - 1978 NV series
- Th. 1979 - 1982 FW series
- Th. 1981 - 1982 FN 328 T
- Th. - 1978 B8
- Th. 1974 - 1978 MR 470, 410
- Th. 1975 - 1983 MS series
- Th. 1985 F315, F458

### Type Rivet :

10 : 10 (12 X 6 X 15)



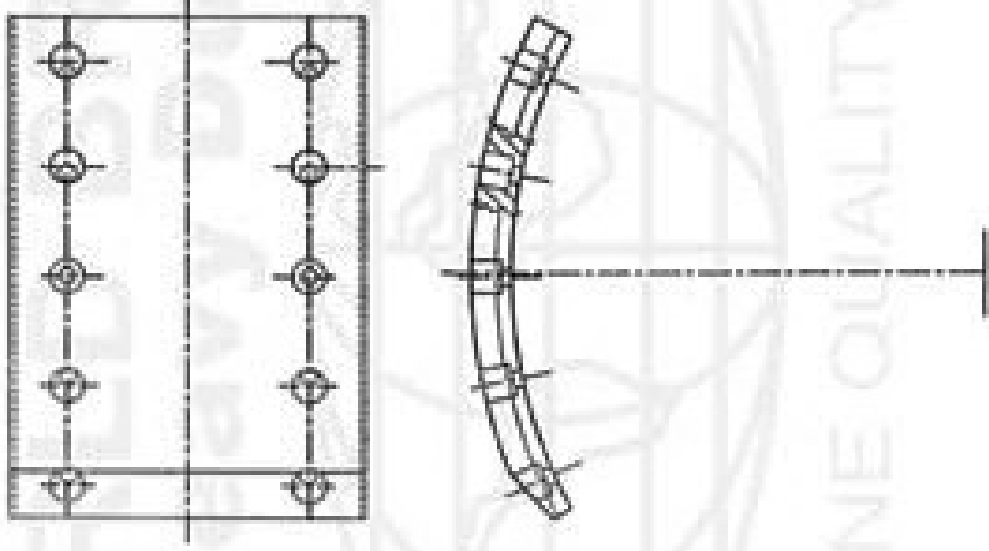
Material : Aluminium/Brass/Copper  
Scale 1 : 1

Rivets per Set : 96



**WORLD BRAKE**  
Heavy Duty  
GENUINE QUALITY PARTS

# FUSO



## BM 116 / BM 117 / 320 HP FRONT

Scale 1 : 3

Part No. : 12028-475


Name	Width	Thickness	Length	Drum Dia.	Pos / Set
BM 116/BM 117/320 H. <sup>2</sup> F	140	16	192	Ø410	8

### APPLICATION MODEL

- Th. 1983~ FP series
- FV series
- FW series
- FU series
- FT series
- FN series
- Th. 1984~ MM series, MP series
- MU series

### Type Rivet :

10 : 12 (12 X 6 X 18)



Material : Aluminum/Brass/Copper  
Scale 1 : 1

**Rivets per Set : 80**



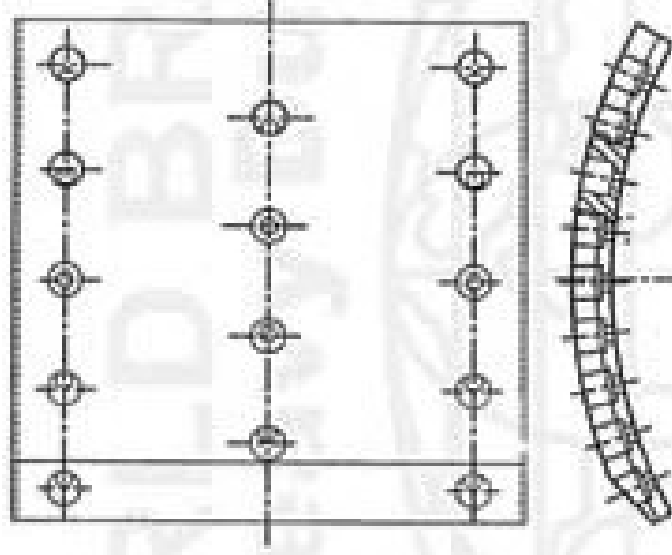
**WORLD BRAKE**  
Heavy Duty  
GENUINE QUALITY PARTS

GENUINE QUALITY PARTS

WORLD BRAKE  
Heavy Duty



# FUSO



## BM 116/BM 117/320 HP REAR

Scale 1 : 3

Part No. : 12022-475

Name	Loc. of Brake	Width	Thickness	Length	Drum Dia.	Pos / Set
BM 116/BM 117/320 HP	R	200	16.0	192	Ø410	8

### APPLICATION MODEL

- Th. 1983-- FP series
- FV series
- FW series
- FU series
- FT series
- FN series

- Th. 1984-- MM series, MP series
- MU series

### Type Rivet :

10 : 12 (12 X 6 X 18)



Material : Aluminium/Brass/Copper  
Scale 1 : 1

**Rivets per Set : 112**

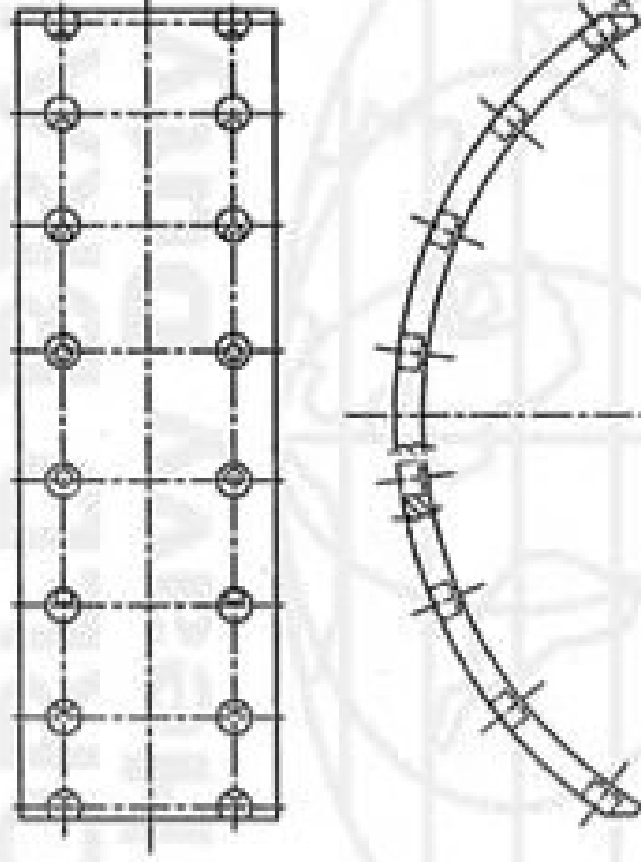


**WORLD BRAKE**  
Heavy Duty  
GENUINE QUALITY PARTS

GENUINE QUALITY PARTS

WORLD BRAKE  
Heavy Duty

# FUSO



## BUS 16 HOLES FRONT

Scale 1 : 3

Part No. : \*

	Loc. of Brakes	Width	Thickness	Length	Drum Dia.	No. of Pos.
<b>BUS 16 HOLES</b>	<b>F</b>	<b>100</b>	<b>10.8</b>	<b>365</b>	<b>Ø380</b>	<b>4</b>

### APPLICATION MODEL

- TH. 1974 ~ 76 MK 103 H
- TH. 1976 ~ 82 MK 102 F, 115 F, 116 F

Type Rivet :

10 : 10 (12 X 6 X 15)



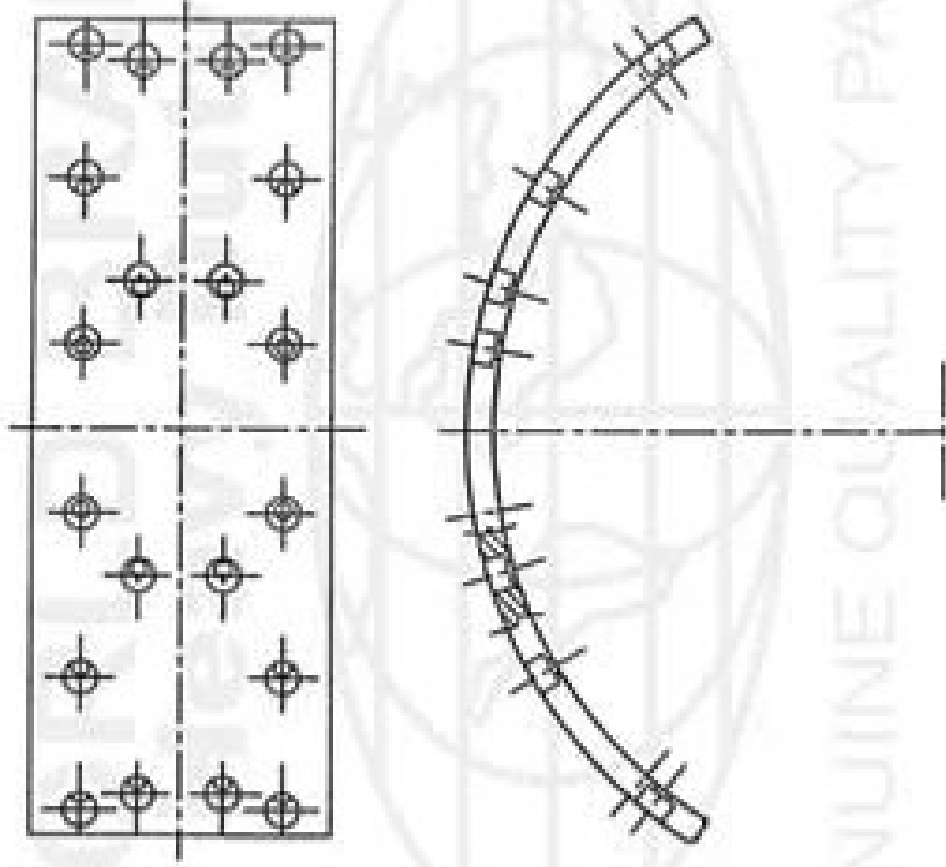
Material : Aluminium/Bronze/Copper  
Scale 1 : 1

**Rivets per Set : 64**



**WORLD BRAKE**  
Heavy Duty  
GENUINE QUALITY PARTS

# FUSO



## BUS 20 HOLES REAR

Scale 1 : 3

Part No. : -

Name	Width	Thickness	Length	Drum Dia.	Pos / Set
<b>BUS 20 HOLES R</b>	<b>119</b>	<b>10.9</b>	<b>365</b>	<b>Ø360</b>	<b>4</b>

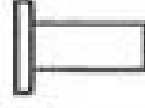
### APPLICATION MODEL

- TH. 1974 ~ 76 MK 103 H

- TH. 1976 ~ 82 MK 102 F, 115 F, 116 F

### Type Rivet :

10 : 10 (12 X 6 X 15)



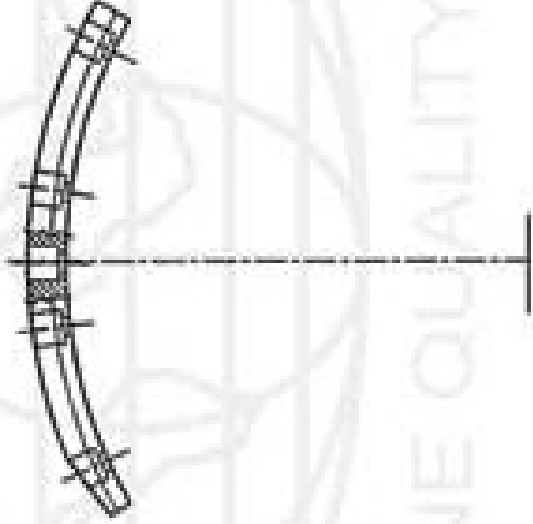
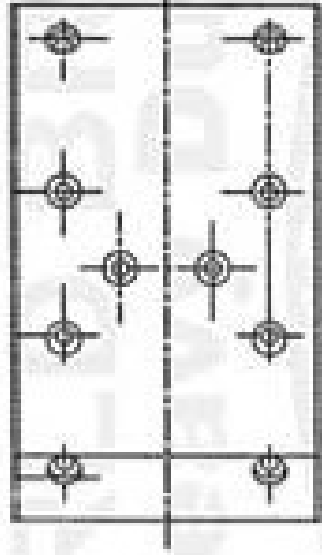
Material : Aluminium/Brass/Copper  
Scale 1 : 1

**Rivets per Set : 80**



**WORLD BRAKE**  
Heavy Duty  
GENUINE QUALITY PARTS

# FUSO



## FM FIGHTER FRONT/ HINO EH 700 FRONT Scale 1 : 3

Part No. : MC-807887 / 47441-4100


Name	Width	Thickness	Length	Drum Dia.	Pos / Set
<b>FM FIGHTER F</b>	<b>120</b>	<b>15.0</b>	<b>198</b>	<b>Ø400</b>	<b>6</b>

### APPLICATION MODEL

- Th. 1989 - FK415,FK417,FK457 (20" Wheel)
- Th. 1991 - 95 FK417 (16" Wheel)
- Th. 1985 - 89 FM515F, M <sup>A</sup>
- Th. 1985 - 95 FM557H, L
- Th. 1984 - FM515,FM516,FM517
- Th. 1983 - FS418T,318T,415T
- HINO EH 700 FRONT

### Type Rivet :

10 :10 (12 X 6 X 15)



Material : Aluminium/Brass/Copper  
Scale 1 : 1

**Rivets per Set : 80**



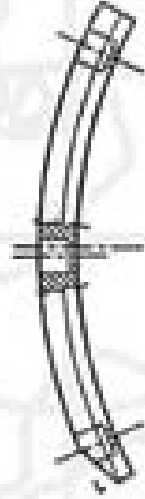
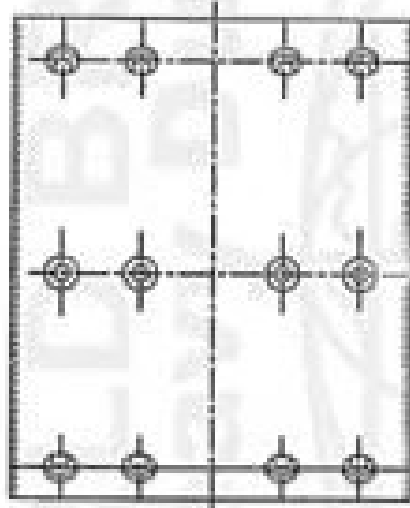
**WORLD BRAKE**  
Heavy Duty  
GENUINE QUALITY PARTS

GENUINE QUALITY PARTS

WORLD BRAKE  
Heavy Duty

# FUSO

WORLD BRAKE  
Heavy Duty



## FM FIGHTER REAR / HINO EH 700 REAR Scale 1 : 3

Part No. : MC-807888 / 47443-4100


Name	Width	Thickness	Length	Drum Dia.	Pcs / Set
FM Fighter R	155	15.0	185	Ø400	8

### APPLICATION MODEL

- Th. 1987-89 FK455(20" Wheel)
- Th. 1990-95 FM517HS,MS,WS
- Th. 1985-85 FM557H,L
- Th. 1984-- FM515, FM516, FM517
- Th. 1983-- FS418T, 318T, 415T
- HINO EH 700 REAR

### Type Rivet :

10 : 10 (12 X 6 X 15)



Material : Aluminium/Brass/Copper  
Scale 1 : 1

Rivets per Set : 96

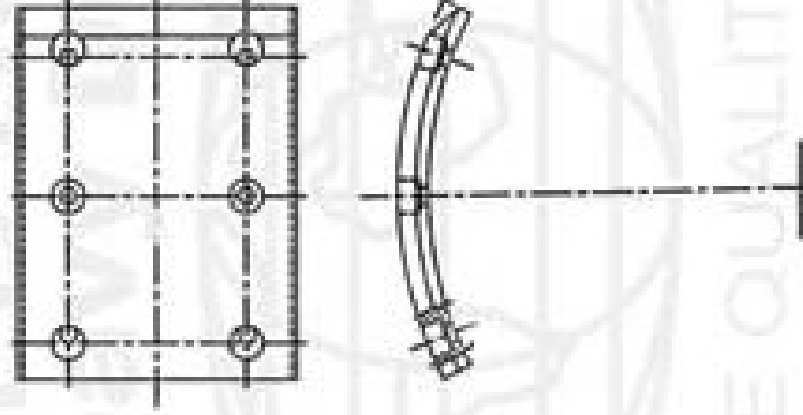


WORLD BRAKE  
Heavy Duty  
GENUINE QUALITY PARTS

GENUINE QUALITY PARTS

# FUSO

WORLD BRAKE  
Heavy Duty



GENUINE QUALITY PARTS

## FK-416/12.5 TON FRONT

Scale 1 : 3

Part No. : MC-807960

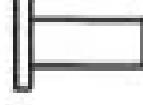
Name	Width	Thickness	Length	Drum Dia.	Pos./Set
FK-416/12.5 TON F	110	12.0	143	Ø320	8

### APPLICATION MODEL

- Th. 1993--On FH 141 G
- Th. 1990--On FH 100,GS,HS
- Th. 1985--91 FK 415 (16" Wheels)
- Th. 1984--88 FK 102 (4X2)
- Th. 1983--On FK series, MK 116 J
- Th. 1984--on BK 215 F
- Th. 1982--on FK 515 EZR,516 EZR

### Type Rivet :

10 :10 (12 X 6 X 15)




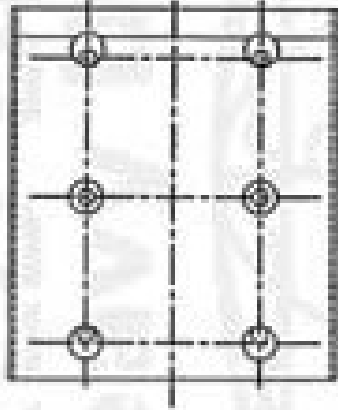
Material : Aluminium/Brass/Copper  
Scale 1 : 1

**Rivets per Set : 48**



**WORLD BRAKE**  
Heavy Duty  
GENUINE QUALITY PARTS

WORLD BRAKE  
Heavy Duty



GENUINE QUALITY PARTS

## FK-416/12.5 TON REAR

Scale 1 : 3

Part No. : MC-807966

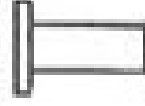
Name	Width	Thickness	Length	Drum Dia.	Pcs / Set
FK-416/12.5 TON R	130	12.0	143	Ø320	8

### APPLICATION MODEL

- Th. 1993--On FH 141 G
- Th. 1990-- FH 100,GS,HS
- Th. 1991--95 FK 417 (16"Wheels)
- Th. 1985--91 FK 415 (16"Wheels)
- Th. 1984--88 FK 102 (4X2)
- Th. 1983--On FK series, MK 116 J
- Th. 1984--on BK 215 F
- Th. 1982--on FK 515 EZR,516 EZR

Type Rivet :

10 : 10 (12 X 6 X 15)



Material : Aluminium/Brass/Copper  
Scale 1 : 1

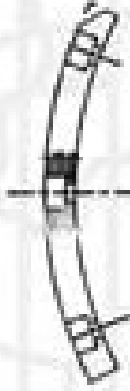
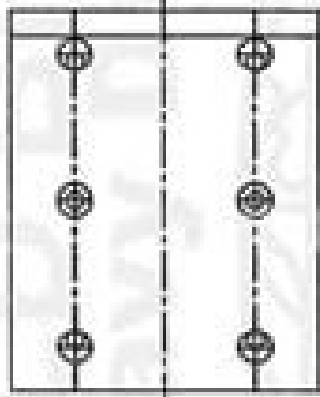
Rivets per Set : 48



WORLD BRAKE  
Heavy Duty  
GENUINE QUALITY PARTS

# FUSO

WORLD BRAKE  
Heavy Duty



GENUINE QUALITY PARTS

## FK-417 FRONT

Scale 1 : 3

Part No. : MC-837010


Name	Width	Thickness	Length	Drum Dia.	Pos / Set
FK-417 F	120	12.0	143	Ø320	8

### APPLICATION MODEL

- Th. 1993--On FH 141 G
- Th. 1990--On FH 100,GS,HS,FK Series
- Th. 1985--91 FK 415 (16"Wheels)
- Th. 1984--88 FK 102 (4X2)

### Type Rivet :

10 : 10 (12 X 6 X 15)



Material : Aluminium/Brass/Copper  
Scale 1 : 1

**Rivets per Set : 48**


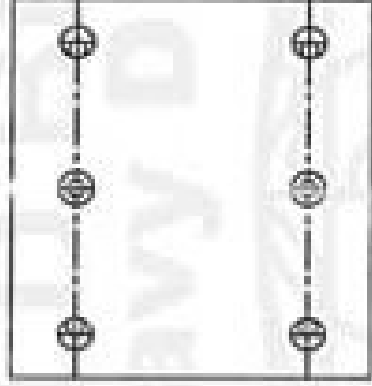


**WORLD BRAKE**  
Heavy Duty  
GENUINE QUALITY PARTS



# FUSO

WORLD BRAKE  
Heavy Duty



GENUINE QUALITY PARTS

## FK-417 REAR

Scale 1 : 3

Part No. : MC-837024


Name	Width	Thickness	Length	Drum Dia.	Pos / Set
FK-417 R	140	12.0	143	Ø320	6

### APPLICATION MODEL

- Th. 1993--On FH 141 G
- Th. 1980--On FH 100,GS,HS,FK Series
- Th. 1985--91 FK 415 (16<sup>th</sup>Wheels)
- Th. 1984--88 FK 102 (4X2)

### Type Rivet :

10 :10 (12 X 6 X 15)




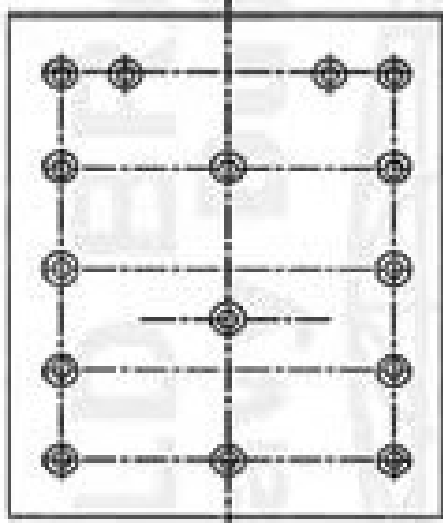
Material : Aluminium/Brass/Copper  
Scale 1 : 1

Rivets per Set : 48



WORLD BRAKE  
Heavy Duty  
GENUINE QUALITY PARTS

# FUSO



**FU 410 V**

Scale 1 : 3

Part No. : \*

Name	Width	Thickness	Length	Drum Dia.	Pos / Set
<b>FU 410V R</b>	<b>169</b>	<b>16.0</b>	<b>191</b>	<b>Ø410</b>	<b>8</b>


**APPLICATION MODEL**

FUSO FU 410 V

FUSO SUPER GREAT FRONT

**Type Rivet :**

10 : 10 (12 X 6 X 15)



Material : Aluminium/Brass/Copper

Scale 1 : 1

**Rivets per Set : 120**



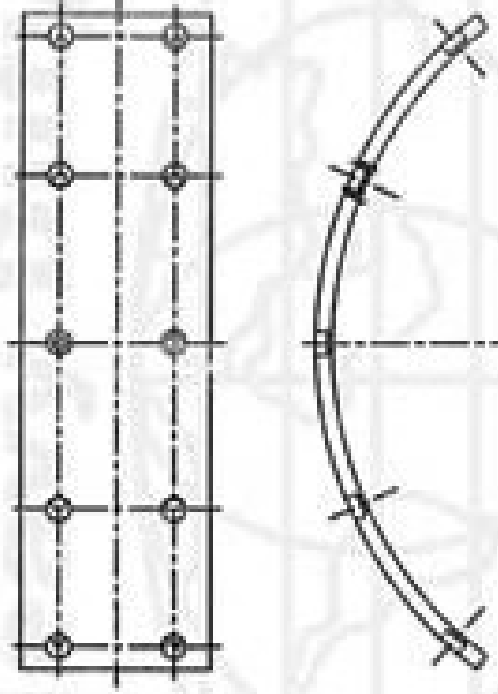
**WORLD BRAKE**  
Heavy Duty  
GENUINE QUALITY PARTS

GENUINE QUALITY PARTS

WORLD BRAKE  
Heavy Duty

# FUSO

WORLD BRAKE



GENUINE QUALITY PARTS

## HANDBRAKE

Scale 1 : 3

Part No. : -


Name	Width	Thickness	Length	Drum Dia.	Pos / Est
HANDBRAKE F/R	75	6.5	285	Ø 320	2

### APPLICATION MODEL

FUSO HANDBRAKE

Type Rivet :

7 : 9 (9 X 4 X 13)



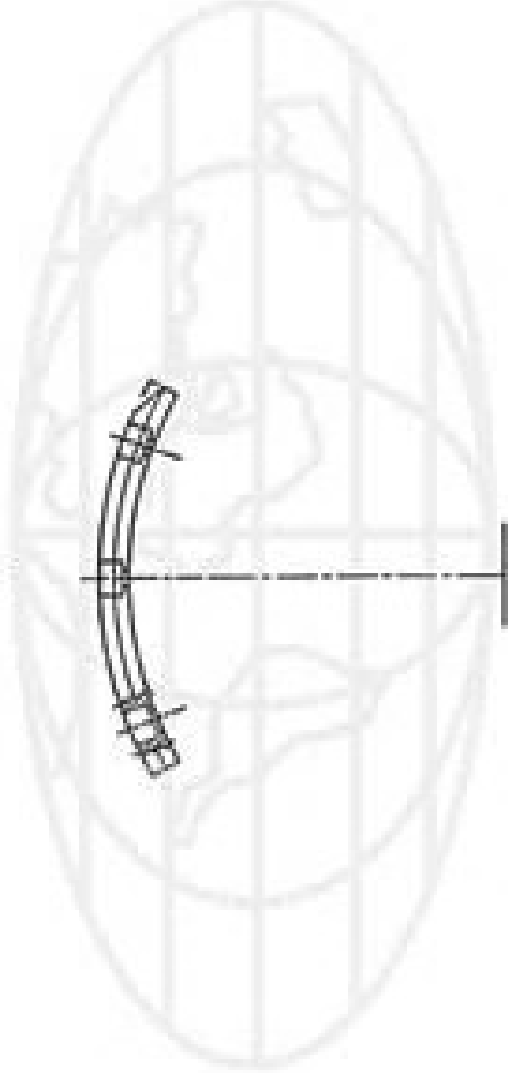
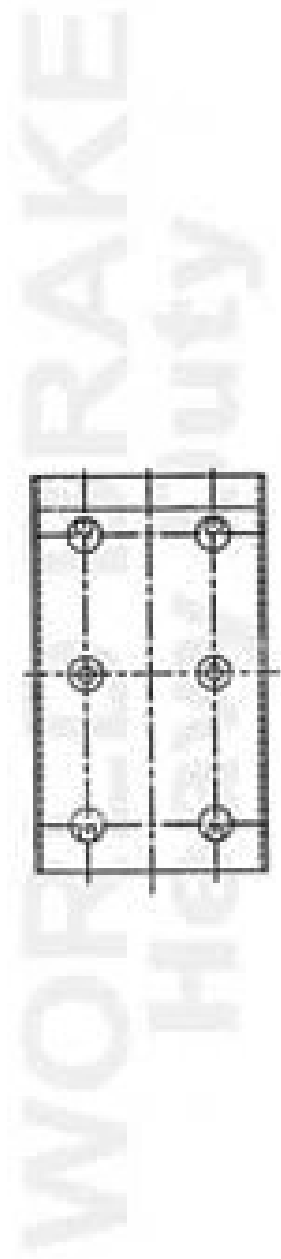
Material : Aluminium/Brass/Copper  
Scale 1 : 1

Rivets per Set : 20



**WORLD BRAKE**  
Heavy Duty  
GENUINE QUALITY PARTS

# FUSO



GENUINE QUALITY PARTS

## T-620/T653 TH 74 FRONT

Scale 1 : 3

Part No. : -

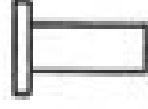
Name	Width	Thickness	Length	Drum Dia.	Pos / Set
T-620/T-653 TH 74 F	90	11.5	150	Ø320	8

### APPLICATION MODEL

- Th. 1974 T-620, T-653

Type Rivet :

10 : 10 (12 X 6 X 15)



Material : Aluminium/Brass-Copper

Scale 1 : 1

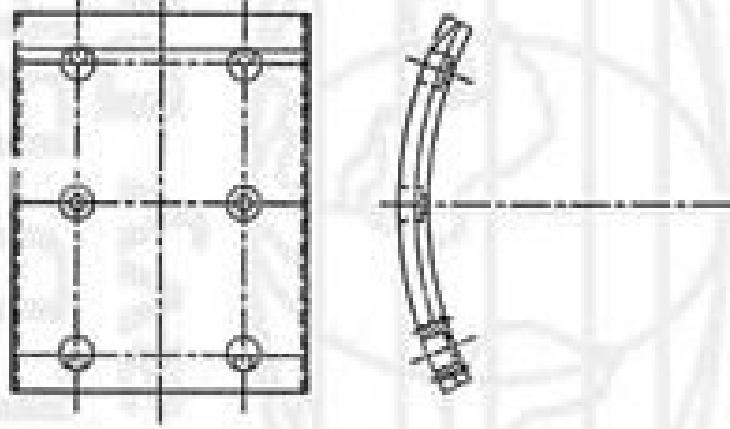
Rivets per Set : 48



**WORLD BRAKE**  
**Heavy Duty**  
GENUINE QUALITY PARTS

# FUSO

WORLD BRAKE  
Heavy Duty



GENUINE QUALITY PARTS

## T-620/T-653 TH 74 REAR

Scale 1 : 3

Part No. : 13522-472 (MC 021345)

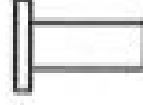
Name	Width	Thickness	Length	Drum Dia.	Pos / Set
T-620/T-653 TH 74 R	115	11.5	143	Ø320	6

### APPLICATION MODEL

- Th. 1983-84 FK115(16" Wheel)

### Type Rivet :

10 : 10 (12 X 6 X 15)



Material : Aluminium/Brass/Copper  
Scale 1 : 1


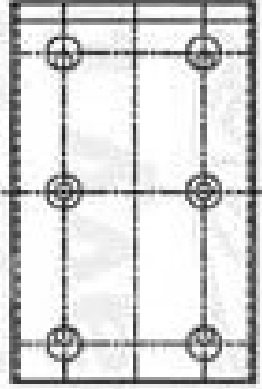
Rivets per Set : 48



WORLD BRAKE  
Heavy Duty  
GENUINE QUALITY PARTS

# FUSO

WORLD BRAKE  
Heavy Duty



GENUINE QUALITY PARTS

## T-655/T-653 TH 75 FRONT

Scale 1 : 3


Part No. : MC-821396 (13528-432)

Name	Width	Thickness	Length	Drum Dia.	Pos / Set
T655/T653 TH 75 F	95	12.0	143	Ø320	8

### APPLICATION MODEL

Type Rivet :

10 : 10 (12 X 6 X 15)



Material : Aluminum/Brass/Copper

Scale 1 : 1


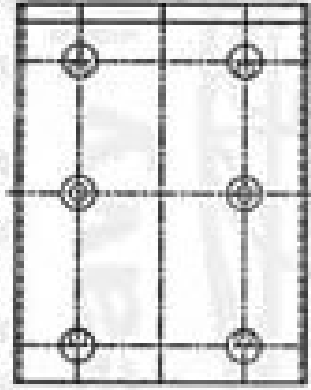
Rivets per Set : 48



WORLD BRAKE  
Heavy Duty  
GENUINE QUALITY PARTS

# FUSO

WORLD BRAKE  
Heavy Duty



GENUINE QUALITY PARTS

## T-655/T-653 TH 75 REAR

Scale 1 : 3

Part No. : MC-821345


Name	Width	Thickness	Length	Drum Dia.	Pos / Set
T-655/T-653 TH 75 R	115	12.0	143	Ø320	8

### APPLICATION MODEL

- Th. 1983--84 FK115(16" Wheel)

### Type Rivet :

10 :10 (12 X 6 X 15)



Material : Aluminium/Brass/Copper

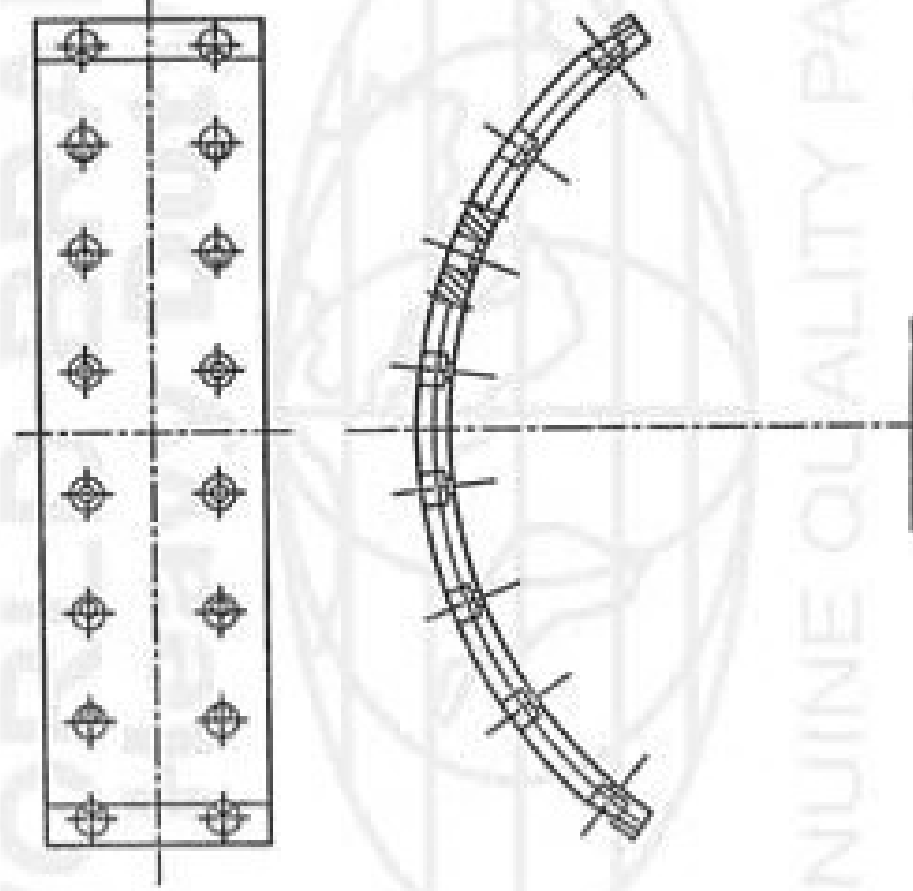
Scale 1 : 1

Rivets per Set : 48



WORLD BRAKE  
Heavy Duty  
GENUINE QUALITY PARTS

# FUSO



## FM 215 FRONT / HINO EH 100 FRONT Scale 1 : 3

Part No. : 11228-13500 / 2305 - 3607 | 0

Name	Width	Thickness	Length	Drum Dia.	Pcs / Set
EH 100 (BX/KR) F	90	12.7	354	Ø 393.7	4

### APPLICATION MODEL

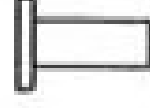
- Th. 1977-88 BX 340 E
- Th. 1980-83 FF 172-175,177
- Th. 1974- KS 341,391
- Th. 1981- FW 274 AA-279 AA
- Th. 1974-78 BX 320
- Th. 1968-75 RD 100, 120
- Th. 1975-80 RD 300, 301
- Th. 1973-77 KJ 300, 500, 501

KU 580,591

- Th. 1972-78 KR 301,305,320,360,365

### Type Rivet :

10 : 10 (12 X 6 X 15)



Material : Aluminium/Brass/Copper  
Scale 1 : 1

**Rivets per Set : 64**

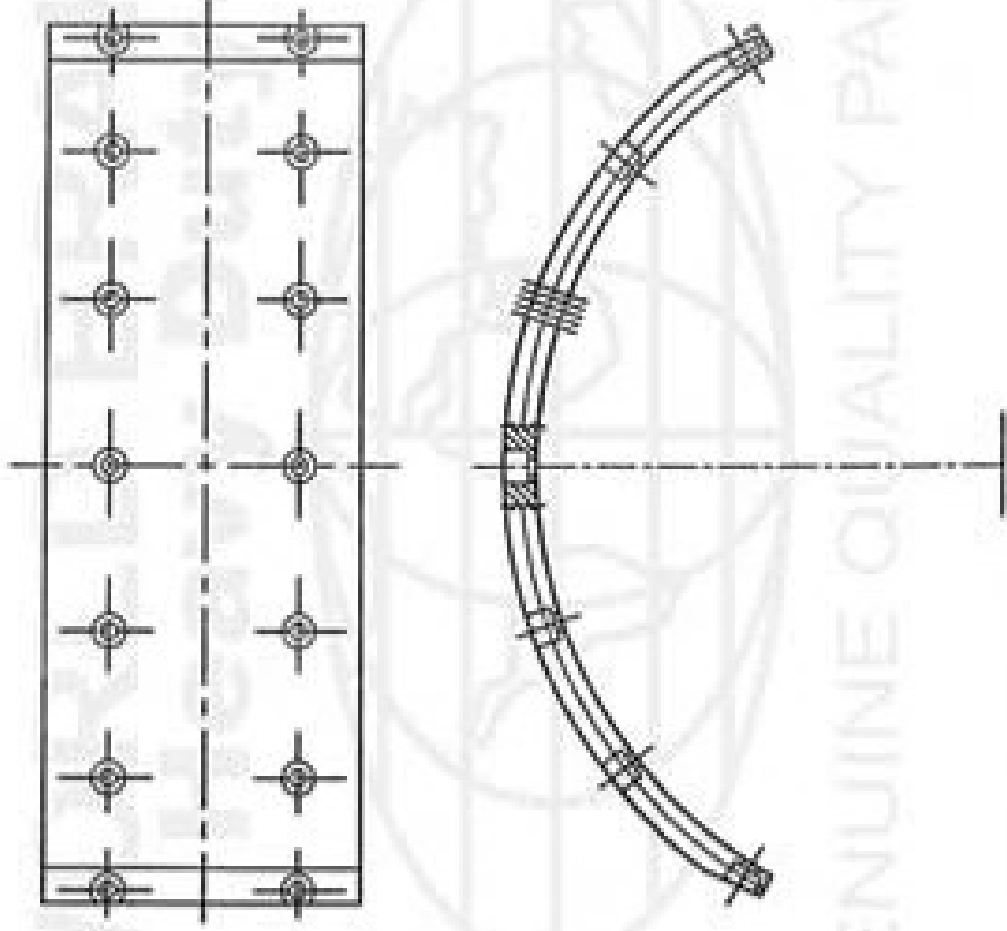


**WORLD BRAKE**  
Heavy Duty  
GENUINE QUALITY PARTS

GENUINE QUALITY PARTS



# FUSO



## FM 215 REAR /HINO EH 100 REAR

Scale 1 : 3

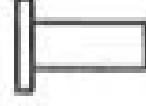
Part No. : 11222-13500

Name	Width	Thickness	Length	Drum Dia.	Pos / Set
HINO EH 100 (BX/KR) R	125	12.7	388	Ø393.7	4

### APPLICATION MODEL

Type Rivet :

10 : 10 (12 X 6 X 15)



Material : Aluminium/Brass/Copper  
Scale 1 : 1

Rivets per Set : 56

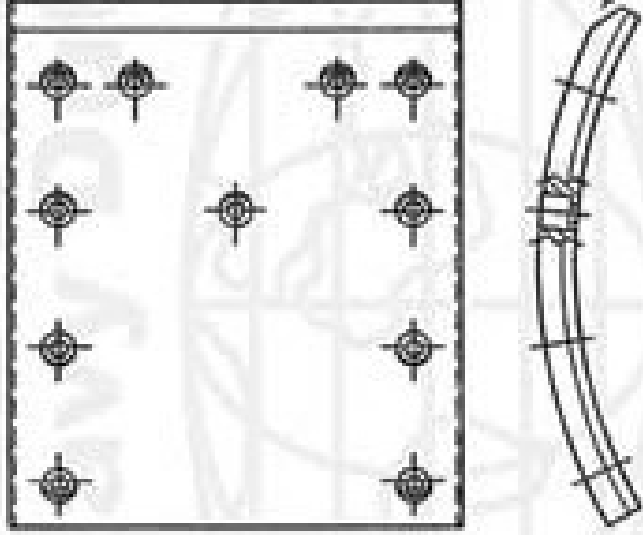
- Th. 1972~78 KR 301,305,320,360,365



**WORLD BRAKE**  
Heavy Duty  
GENUINE QUALITY PARTS

# FUSO

WORLD BRAKE  
Heavy Duty



GENUINE QUALITY PARTS

## BUILT UP

Scale 1 : 3

Part No. : \*

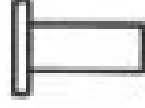
Name	Width	Thickness	Length	Drum Dia.	Pos / Set
BUILT UP	178	14.5	196	Ø410	8

### APPLICATION MODEL

- FUSO BUILT UP

### Type Rivet :

(12 X 6 X 15)



Material : Aluminium/Brass/Copper

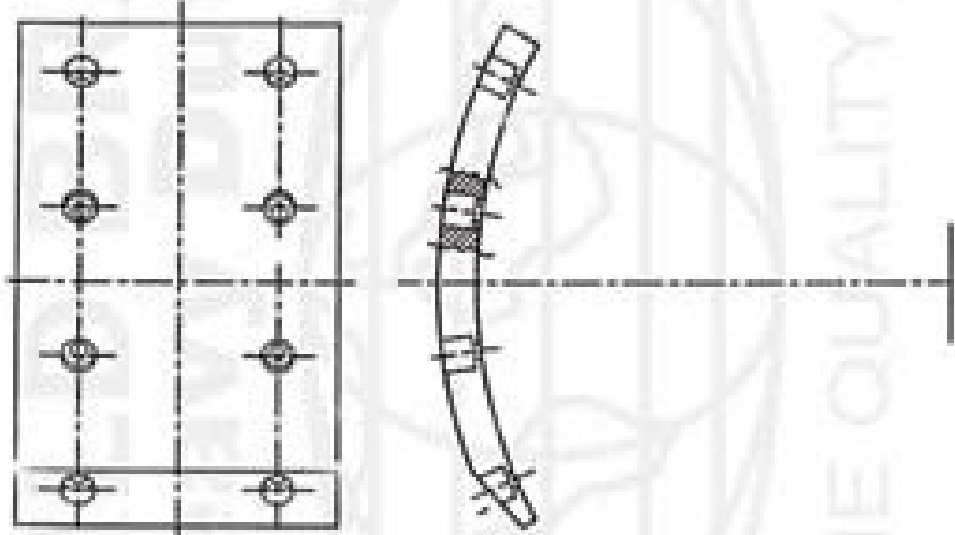
Scale 1 : 1

Rivets per Set : 96



**WORLD BRAKE**  
Heavy Duty  
GENUINE QUALITY PARTS

# HINO



## 2308(FH/FS/FN) /KB-212 FRONT

Scale 1 : 3

Part No. : 2308-354621 / 2308 - 3546208

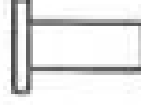
Name	Width	Thickness	Length	Drum Dia.	Pos / Set
2308(FH/FS/FN) F	127	15.5	194	G406	8

### APPLICATION MODEL

- Th. 1991 ~on GH183,GH185,GH187  
GH237,Super Eagle
- Th. 1990~on ZM302E/G42E,FS270
- Th. 1989~91 FG172,FG173,FG175,  
FG197
- Th. 1984~95 FS270 Super Dolphin
- Th. 1987~90 FY 666
- Th. 1986~93 GS221(Bogie Drive)

### Type Rivet :

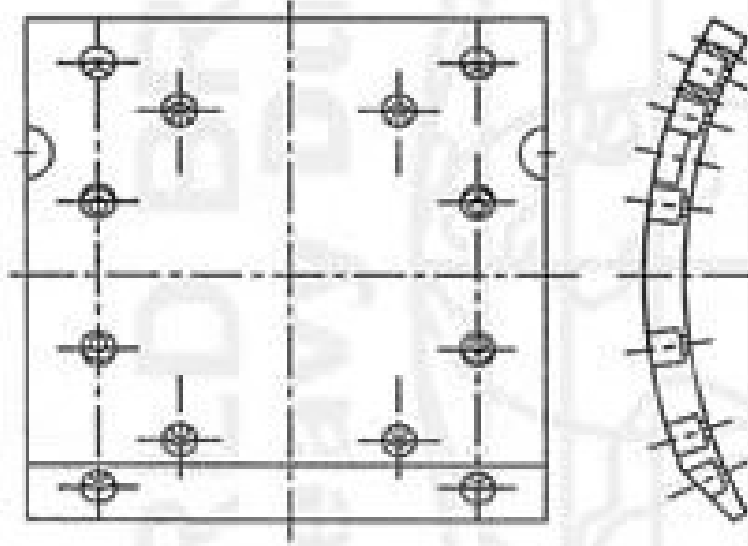
10 : 10 (12 X 6 X 15)



Material : Aluminium/Brass/Copper  
Scale 1 : 1

Rivets per Set : 64

**HINO**



**2308 (FH/FS/FN) /KB-212 REAR**

Scale 1 : 3

Part No. : 2308-355621 / 2308 - 3556208

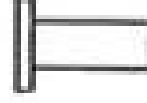
Name	Width	Thickness	Length	Drum Dia.	Pos / Set
2308 (FH/FS/FN) R	202	15.5	194	Ø406	8

**APPLICATION MODEL**

- Th. 1991 --on GH183,GH185,GH187
- Th. 1985--on ZM302E/342,FS270
- Th. 1989-91 FG172,FG173,FG175,FG177,FG197
- Th. 1994-96 FS2KL Super Dolphin
- Th. 1984-95 FS 270 Super Dolphin
- Th. 1987-90 FY 666
- Th. 1986-93 GS 221 (Bogie Drive)

**Type Rivet :**

10 :10 (12 X 6 X 15)



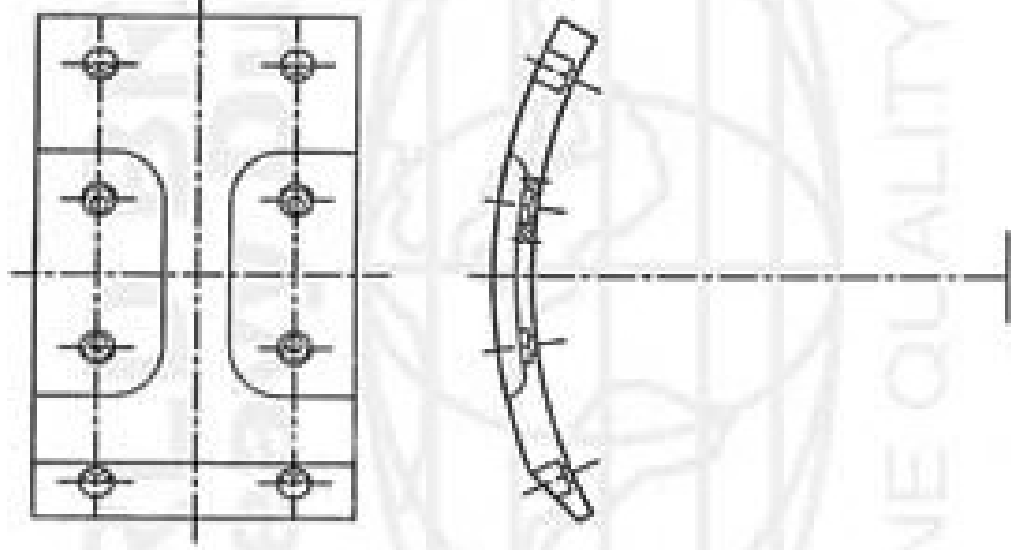
Material : Aluminium/Brass/Copper  
Scale 1 : 1

**Rivets per Set : 96**



**WORLD BRAKE**  
Heavy Duty  
GENUINE QUALITY PARTS

**HINO**



**2308("H") /KB-212(H) FRONT**

Scale 1 : 3

Part No. : 2308-354621"H" / 2308 - 354610 "H"


Name	Width	Thickness	Length	Drum Dia.	Post / Set
2308 ("H") F	127	15.5	194	Ø406	8

**APPLICATION MODEL**

- Th. 1991--on GH183,GH185,GH187  
GH237, Super Eagle
- Th. 1990--on ZM302E, 42E,FS270
- Th. 1989--91 FG172,FG173,FG175,  
FG197
- Th. 1984--95 FS270 Super Dolphin
- Th. 1987--90 FY 666
- Th. 1986--93 GS221 (Bogie Drive)

**Type Rivet :**

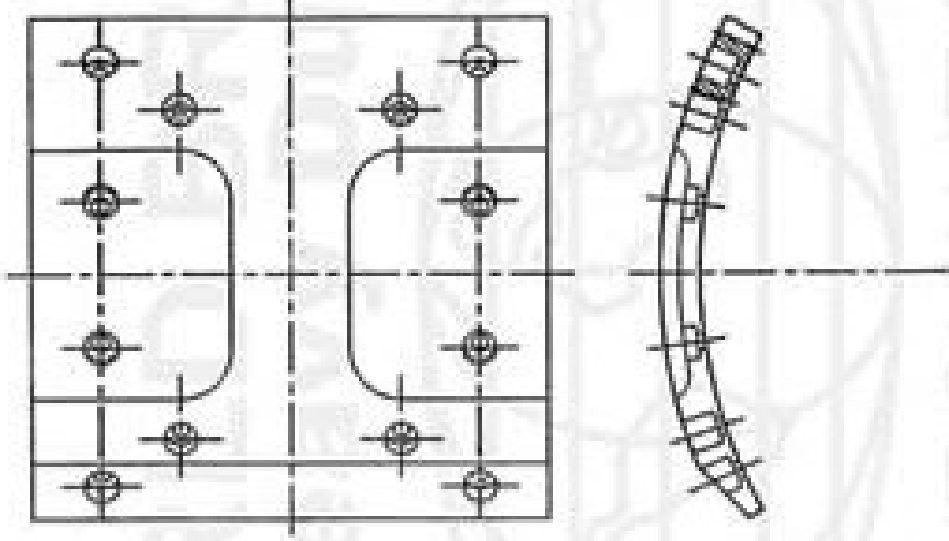
10 :10 (12 X 6 X 15)



Material : Aluminium/Brass/Copper  
Scale 1 : 1

**Rivets per Set : 64**

**HINO**



**2308("H")/KB-212 (H) REAR**

Scale 1 : 3

Part No. : 2308-355621"H" / 2308 - 355610 "H"


Name	Width	Thickness	Length	Drum Dia.	Pos / Set
2308(H) R	202	15.5	194	Ø406	8

**APPLICATION MODEL**

- Th. 1991--on GH183,GH185,GH187
- Th. 1985--on ZM302E/342,FS270
- Th. 1989--91 FG172,FG173,FG175, FG177,FG197
- Th. 1994--96 FS2KL Super Dolphin
- Th. 1984--95 FS 270 Super Dolphin
- Th. 1987--90 FY 666
- Th. 198693 GS 221(Bogie Drive)

**Type Rivet :**

10 :10 (12 X 6 X 15)



Material : Aluminium/Bress/Copper  
Scale 1 : 1

**Rivets per Set : 96**



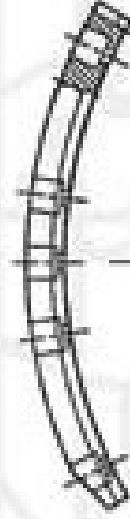

**WORLD BRAKE**  
Heavy Duty  
GENUINE QUALITY PARTS

GENUINE QUALITY PARTS

WORLD BRAKE  
Heavy Duty

# HINO

# WORLD BRAKE Heavy Duty



# GENUINE QUALITY PARTS

## ECONO/FF FRONT

Scale 1 : 3

Part No. : 47441-4000 / 47441 - 4150

Bendix Part No.: AF 285


Name	Width	Thickness	Length	Drum Dia.	Pos / Set
HINO ECONO/FF F	102	15.0	196	Ø393.7	8

### APPLICATION MODEL

- Th. 1986--on GD194,GD166
- Th. 1984-91 GD174,GD176,GD175
- Th. 1985-82 FF197K,FF193
- Th. 1984~92 FF172,FF173,FF177
- Th. 1984~ FW 274-279, 286, 289  
FW 604, 606, 609

Type Rivet :

10 :10 (12 X 6 X 15)



Material : Aluminium/Brass/Copper

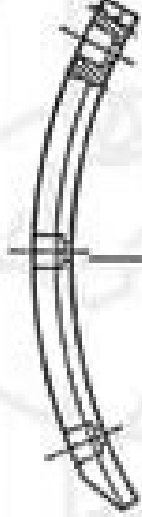

Scale 1 : 1

Rivets per Set : 80



**WORLD BRAKE**  
Heavy Duty  
GENUINE QUALITY PARTS

**HINO**



**ECONO/FF REAR**

Scale 1 : 3

Part No. : 47443-4000 / 47443 - 1510


Name	Width	Thickness	Length	Drum Dia.	Pcs / Set
HINO ECONO/FF R	130	15.0	185	Ø393.7	8

**APPLICATION MODEL**

- Th. 1991 ~on GD187, GD184, GD186
- Th. 1988~93 GT175 4x4
- Th. 1991 ~95 FD186
- Th. 1986~92 FF192, FF193, FF197
- Th. 1983~ FF172-175, FF 177-179

Type Rivet :

10 : 10 (12 X 6 X 15)



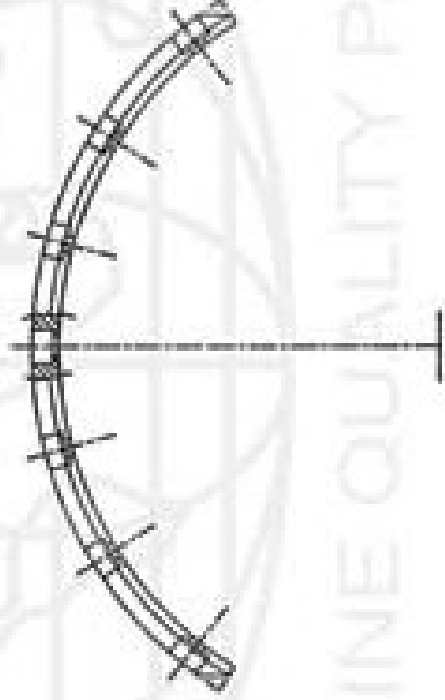
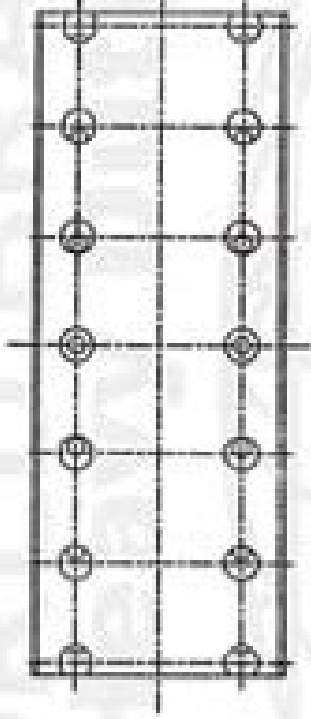
Material : Aluminium/Brass/Copper  
Scale 1 : 1

**Rivets per Set : 80**



# HINO

# WORLD BRAKE



# GENUINE QUALITY PARTS

## FB FRONT

Scale 1 : 3

Part No. : 47441-1520

Name	Width	Thickness	Length	Drum Dia.	Pcs / Set
FB F	100	10.8	300	Ø 320	4


### APPLICATION MODEL

Type Rivet :

- TH. 1985-93 FC 144, FC 146
- TH. 1989-on BC 144
- TH. 1993-on FC 3 W Merlin

10 : 8 (12 X 6 X 12)

Toyota Dyna PS 125 HT



- TH. 1980-83 FD SERIES, GD 176AA, 181AA

- TH. 1979-80 RL 301,321

- TH. 1981-82 RR 170AA,RJ 170-172

- TH. 1982-83 SD 171

Material : Aluminium/Brass/Copper  
Scale 1 : 1

- TH. 1990 - Hino Dutro 130 MD.

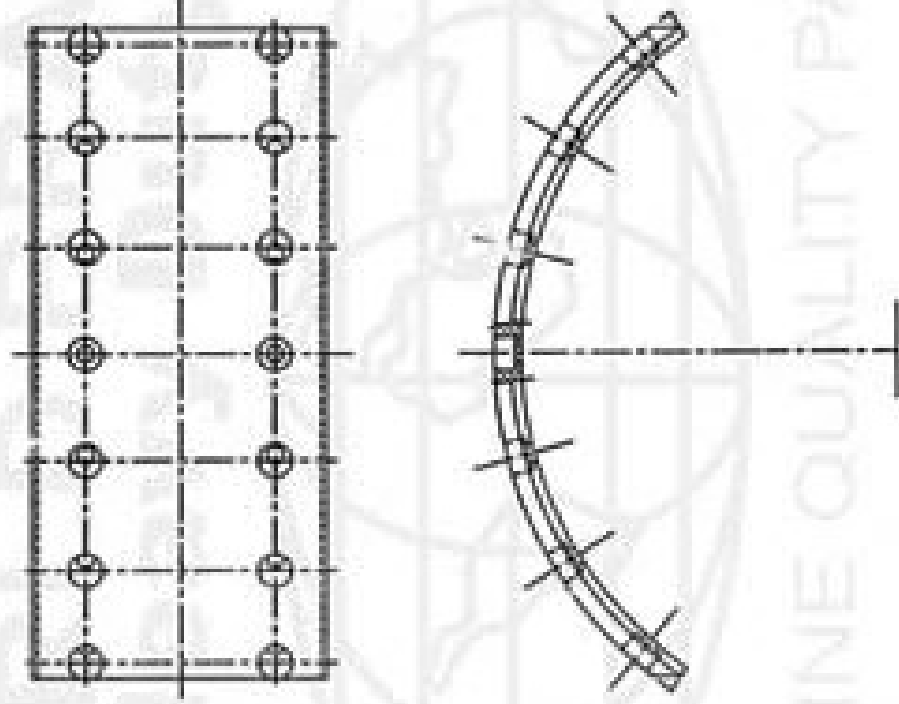
- TH. 1990 - Hino Dutro 130 HD

Rivets per Set : 56



**WORLD BRAKE**  
Heavy Duty  
GENUINE QUALITY PARTS

# HINO



## FB REAR

Scale 1 : 3

Part No. : 47443-1140

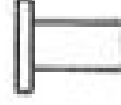
Name	Width	Thickness	Length	Drum Dia.	Pos / Set
FB R	115	10.8	291	Ø320	4

### APPLICATION MODEL

- TH. 1984-on FD 174, FD 176
- TH. 1989-on BC 144
- TH. 1993- on FC 3W Merlin
- Toyota Dyna FS 125 HT
- TH. 1980-83 FD SERIES, GD 178AA,181AA
- TH. 1979-80 RL 301,321
- TH. 1981-82 RR 170AA,RJ 170-172
- TH. 1982-83 SD 171
- TH. 1990 - Hino Dutro 130 MD
- TH. 1990 - Hino Dutro 130 MD

### Type Rivet :

10 : 8 (12 X 6 X 12)



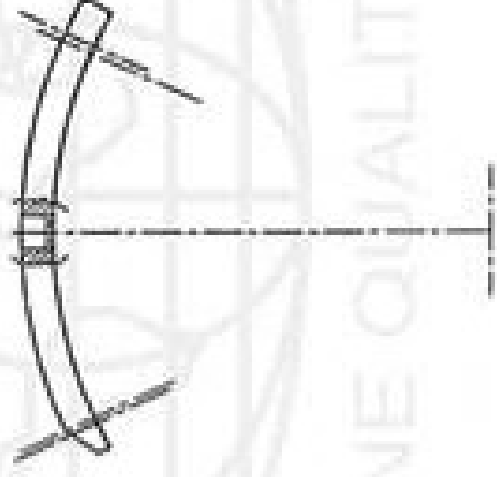
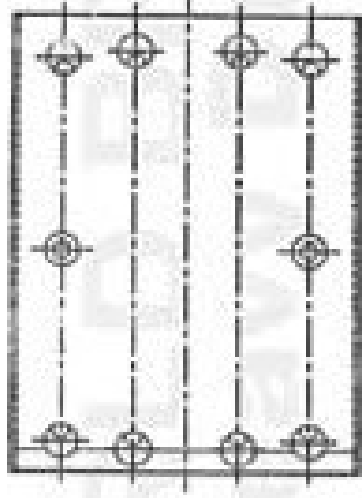
Material : Aluminium/Bronze/Copper  
Scale 1 : 1

**Rivets per Set : 56**



**WORLD BRAKE**  
Heavy Duty  
GENUINE QUALITY PARTS

**HINO**



**FD TURBO / RM-81**

Scale 1 : 3

Part No. : 47443-2160A


Name	Width	Thickness	Length	Drum Dia.	Pcs / Set
RM-81/FD TURBO R	135	12.5	178	Ø370	8

**APPLICATION MODEL**

- TH. 1984 ~ RR 170BA, 171CA,  
191CA, 192BA

Type Rivet :

10 : 8 (12 X 6 X 12)



Material : Aluminium/Brass/Copper

Scale 1 : 1

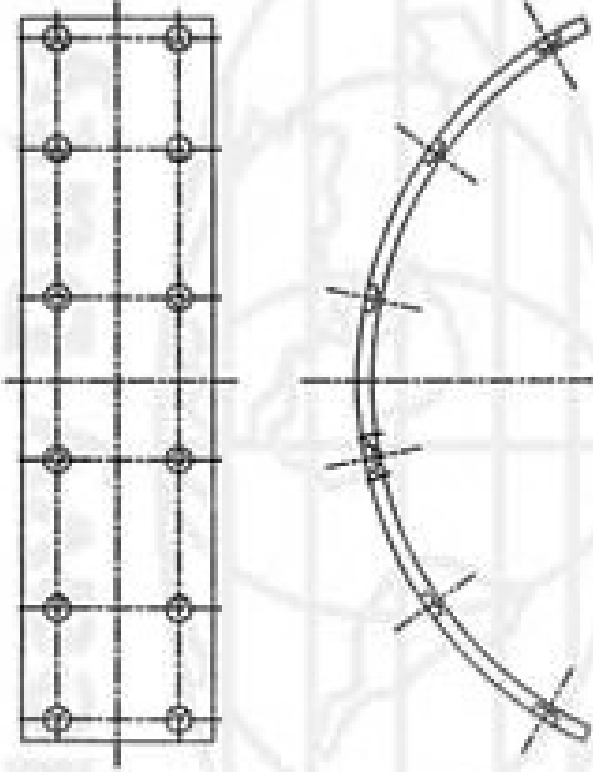
**Rivets per Set : 80**



**WORLD BRAKE**  
**Heavy Duty**  
GENUINE QUALITY PARTS

**HINO**

**WORLD BRAKE**



**GENUINE QUALITY PARTS**

**HANDBRAKE HINO RG**

Scale 1 : 3

Part No. : 14347-04100

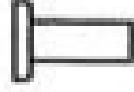
Name	Width	Thickness	Length	Drum Dia.	Pos / Set
HANDBRAKE F/R	75	5.5	340	Ø310	2

**APPLICATION MODEL**

Hino RG

Type Rivet :

7 : 9 (9 X 4 X 14)



Material : Aluminium/Brass/Copper  
Scale 1 : 1


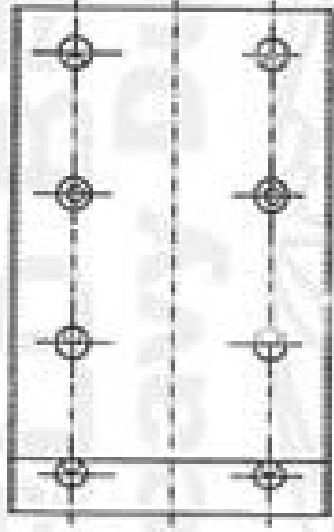
**Rivets per Set : 24**



**WORLD BRAKE**  
**Heavy Duty**  
GENUINE QUALITY PARTS

# HINO

# WORLD BRAKE Heavy Duty



# GENUINE QUALITY PARTS

## RK 174 FRONT

Scale 1 : 3

Part No. : 47441-4700

Bendix Part No.: AF 249


Name	Width	Thickness	Length	Drum Dia.	Pos / Set
Hino RK 174 F	127	15.5	194	Ø 406	8

### APPLICATION MODEL

- Th. 1991 ~on GH 183,GH185,GH187  
GH237R, Super Eagle, FS Tronton
- Th. 1985 ~on ZM302E/342E,FS270  
FT175,ZC101,ZC121
- Th. 1989 ~91 FG172,FG173,FG175,
- Th. 1989 ~ Tractor head FM 320 PS  
Tractor head SG 260PS  
Hino FS Tronton
- Th. 1987 ~90 FY 666
- Th. 1988 ~93 GS221 (Eagle Drive)

### Type Rivet :

10 : 10 (12 X 6 X 15)



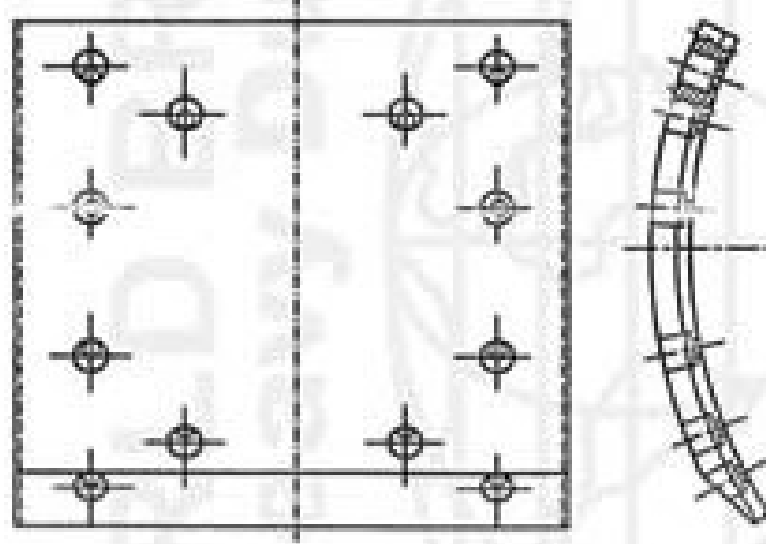
Material : Aluminium/Bronze/Copper  
Scale 1 : 1

Rivets per Set : 64



**WORLD BRAKE**  
Heavy Duty  
GENUINE QUALITY PARTS

**HINO**



## RK 174 / RG REAR

Scale 1 : 3

Part No. : 47443-4400 (2308-356621)

Bendix Part No.: AF 248

Name	Width	Thickness	Length	Drum Dia.	Pos / Set
Hino RK 174 R	215	15.5	194	Ø 406	8

### APPLICATION MODEL

- Th. 1978-81 RC320,RC320PT  
RV730P Rear
- Th. 1974-77 RC 320 PT Rear
- Th. 1989-93 RC197 Rear
- Th. 1978-81 RC320,RC320PT,RV730P
- Th. 1989-93 RG197

FS TRONTON

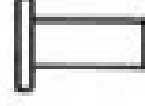
Tractor head (SG 260 PS)

Tractor head FM 320 PS

RG 1 JS (240 PS), RK 2 HR (200 PS)

### Type Rivet :

10 : 10 (12 X 6 X 15)



Material : Aluminium/Brass/Copper

Scale 1 : 1

**Rivets per Set : 96**

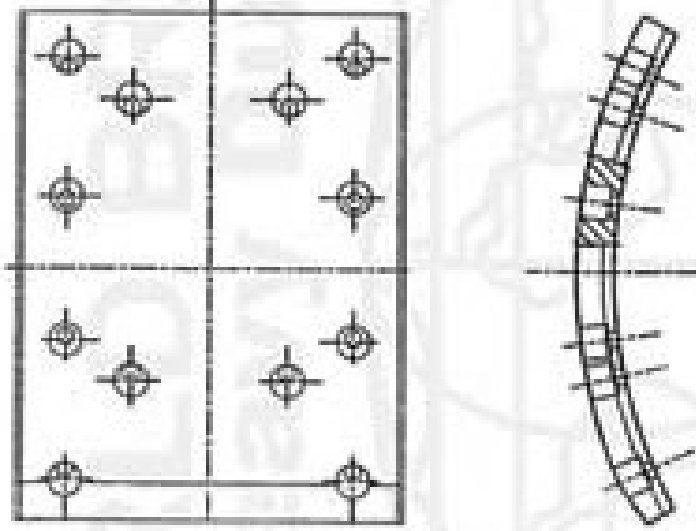


**WORLD BRAKE**  
Heavy Duty  
GENUINE QUALITY PARTS

GENUINE QUALITY PARTS

WORLD BRAKE  
Heavy Duty

**HINO**



**RG/360 HP FRONT**

Scale 1 : 3

Part No. : \*  
Bendix Part No.: AF 334


Name	Width	Thickness	Length	Drum Dia.	Pos / Set
RG/360 HP F	151	15.5	194	Ø410	8

**APPLICATION MODEL**

- TH. 1968--71 KF 710, 711, 721
- TH. 1970--73 ZM 101, 300, 340,361
- HINO RG
- HINO RG 1 JS (240 PS)
- HINO RK 2 HR (200 PS)
- 701, 702, 711, 742, 762

Type Rivet :

10 :10 (12 X 6 X 15)



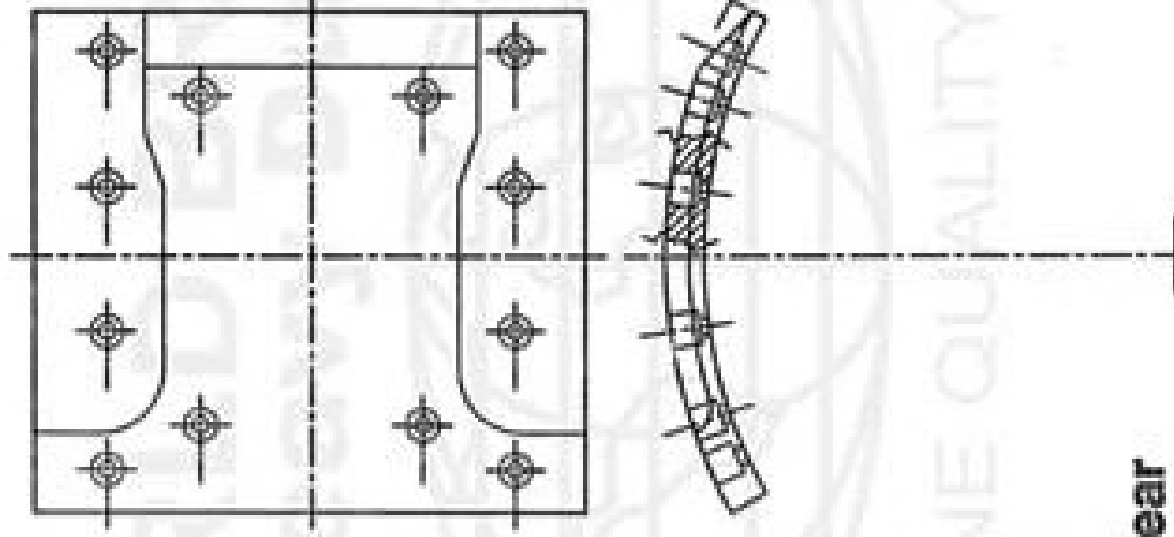
Material : Aluminium/Brass/Copper  
Scale 1 : 1

**Rivets per Set : 96**



**WORLD BRAKE**  
Heavy Duty  
GENUINE QUALITY PARTS

**HINO**



**RK 174 (T) Rear**

Scale 1 : 3

Part No. : 2308-356621 (T)


Name	Width	Thickness	Length	Drum Dia.	Pcs / Set
355 HP (MODEL T) R	215	15.5	194	Ø406	8

**APPLICATION MODEL**

- Th.1978~81 RC320,RC320PT  
RV730P Rear
- Th.1974~77 RC 320 PT Rear
- Th.1989~93 RC197 Rear
- Th.1978~81 RC320,RC320PT,RV730P
- Th.1989~93 RG197

**Type Rivet :**

10 :10 (12 X 6 X 15)



Material : Aluminium/Brass/Copper  
Scale 1 : 1

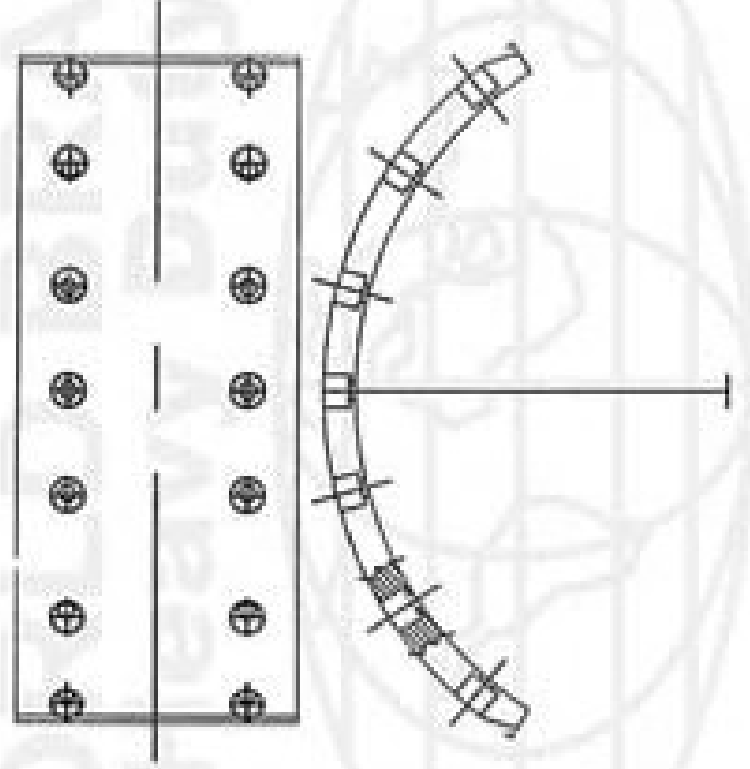
**Rivets per Set : 96**



**WORLD BRAKE**  
Heavy Duty  
GENUINE QUALITY PARTS



# HINO



GENUINE QUALITY PARTS

## Y-630 FRONT

Scale 1 : 3

Part No. : 47441-4710


Name	Width	Thickness	Length	Drum Dia.	Pcs / Set
Y-630 F	110	13.0	296	Ø320	4

### APPLICATION MODEL

- Th. 1993~On Hino FC 2W
- Th. 1991~On Hino FD 3W
- Th. 1987~On Hino KB 1F-4CA
- Th. 1983~On Hino FD 161-169
- HINO FD 171-179
- Th. 1989~On Hino 3WJAA
- Hino 3WJAK
- Hino 3WEAW
- Th. 1983~On Hino GD 168 BA, 178 BA
- Th. 1984~On Hino FC 114-146, 171-176

### Type Rivet :

10 : 10 (12 X 6 X 15)



Material : Aluminium/Brass/Copper  
Scale 1 :


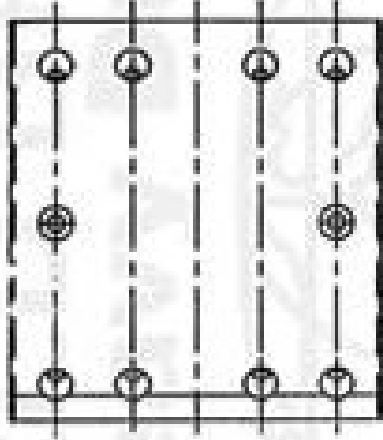
**Rivets per Set : 56**



**WORLD BRAKE**  
Heavy Duty  
GENUINE QUALITY PARTS

# HINO

# WORLD BRAKE Heavy Duty



# GENUINE QUALITY PARTS

## Y-630 REAR

Scale 1 : 3

Part No. : 47443-2120, 47443-2300


Name	Width	Thickness	Length	Drum Dia.	Pos / Set
Y-630 R	145	13.0	153	Ø320	8

### APPLICATION MODEL

- Th. 1993--On Hino FC 2W
- Th. 1991 --On Hino FD 3W, FW SERIES
- Th. 1989--On Hino FD 1H, 2H, 3H, 3W
- Th. 1989--On Hino GD 2H, 3H

### Type Rivet :

10 :10 (12 X 6 X 15)




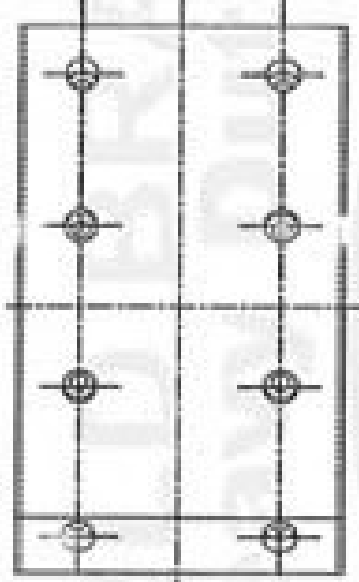
Material : Aluminium/Brass/Copper  
Scale 1 : 1

**Rivets per Set : 80**



**WORLD BRAKE**  
Heavy Duty  
GENUINE QUALITY PARTS

**HINO**



**ZY 240 (RATA) FRONT**

Scale 1 : 3

Part No. : 47441-1180


Name	Width	Thickness	Length	Drum Dia.	Pos / Set
ZY 240 F	127	15.5	212	Ø440	8

**APPLICATION MODEL**

- TH. 1978~ ZY-200, 220, 240

Type Rivet :

10 :10 (12 X 6 X 15)



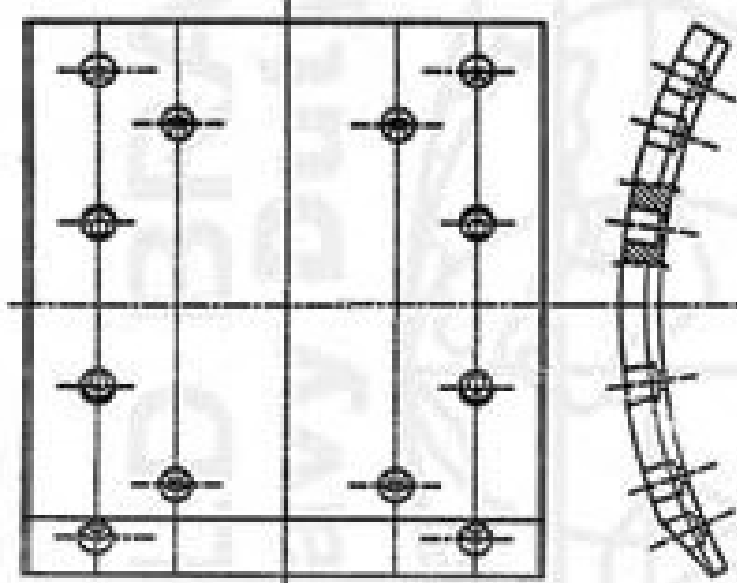
Material : Aluminium/Brass/Copper  
Scale 1 : 1

**Rivets per Set : 64**



**WORLD BRAKE**  
**Heavy Duty**  
GENUINE QUALITY PARTS

HINO



### ZY 240 (RATA) REAR

Scale 1 : 3

Part No. : 47/41-1220


Name	Width	Thickness	Length	Drum Dia.	Pos / Set
ZY 240 R	202	15.5	212	Ø440	8

#### APPLICATION MODEL

- TH. 1978~ ZY-200, 220, 240

#### Type Rivet :

10 : 10 (12 X 6 X 15)



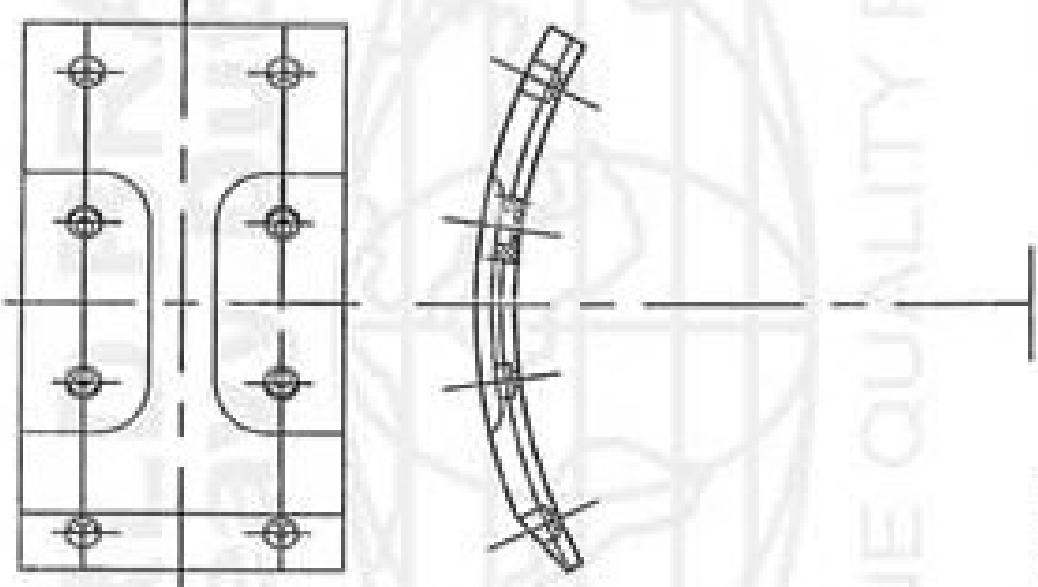
Material : Aluminium/Bronze/Copper  
Scale 1 : 1

Rivets per Set : 96



**WORLD BRAKE**  
Heavy Duty  
GENUINE QUALITY PARTS

**HINO**



**ZY 240 ("H") FRONT**

Scale 1 : 3

Part No. : 47442-1160


Name	Width	Thickness	Length	Drum Dia.	Pcs / Set
ZY 240 ("H") F	127	15.5	212	Ø440	8

**APPLICATION MODEL**

- TH. 1978-- ZY-200, 220, 240

**Type Rivet :**

10 : 10 (12 X 6 X 15)



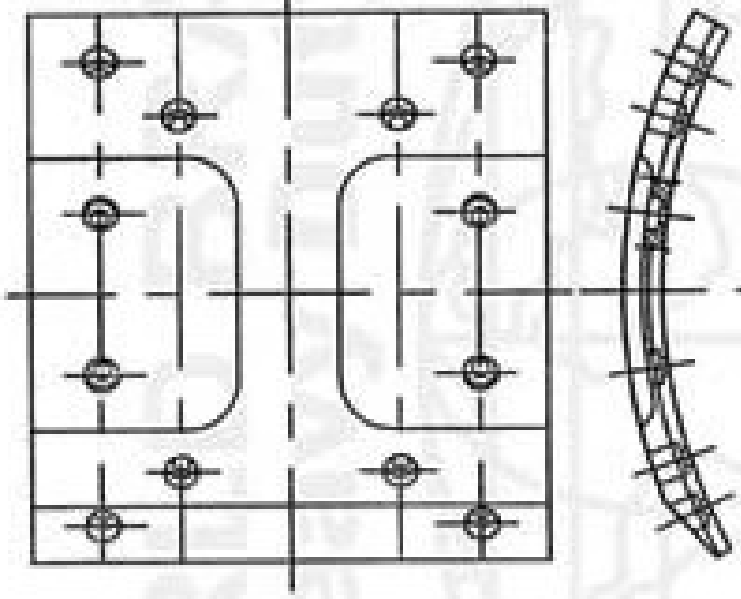
Material : Aluminium/Brass/Copper  
Scale 1 : 1

**Rivets per Set : 64**



**WORLD BRAKE**  
**Heavy Duty**  
GENUINE QUALITY PARTS

HINO



### ZY 240 ("H") REAR

Scale 1 : 3

Part No. : 47442-1200

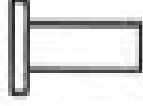
Name	Width	Thickness	Length	Drum Dia.	Pos / Set
ZY 240 ("H") R	202	15.5	212	Ø440	8

#### APPLICATION MODEL

- TH. 1978-- ZY-200, 220, 240

#### Type Rivet :

10 : 10 (12 X 6 X 15)



Material : Aluminium/Brass/Copper

Scale 1 : 1

Rivets per Set : 96

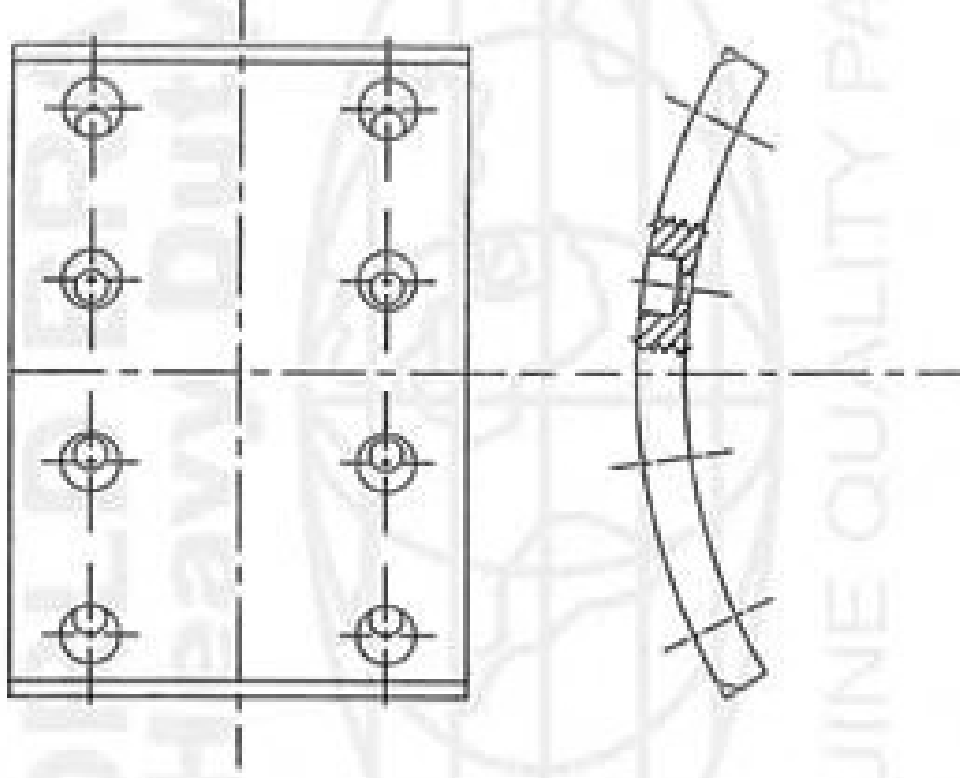


**WORLD BRAKE**  
Heavy Duty  
GENUINE QUALITY PARTS

GENUINE QUALITY PARTS

WORLD BRAKE  
Heavy Duty

# HINO



## HINO ZG REAR

Scale 1 : 3

Part No. : -

Name	Width	Thickness	Length	Drum Dia.	Pos / Set
HINO ZG R	178	19.0	247	Ø495	8

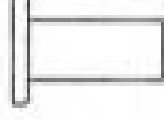
### APPLICATION MODEL

- WP 325,330

- ZG 150

Type Rivet :

12:10 (14 X 8 X 15)



Material : Aluminium/Brass/Copper  
Scale 1 : 1

Rivets per Set : 64



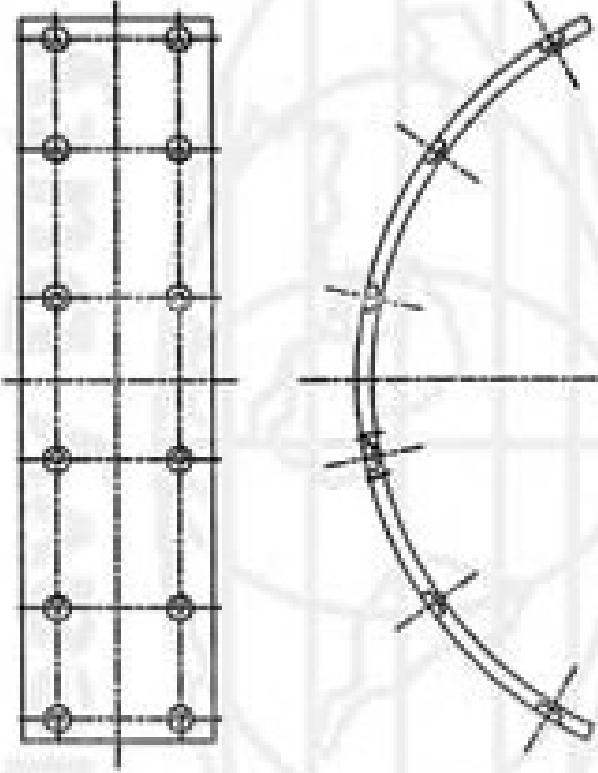
**WORLD BRAKE**  
**Heavy Duty**  
GENUINE QUALITY PARTS

GENUINE QUALITY PARTS

WORLD BRAKE  
Heavy Duty

**HINO**

**WORLD BRAKE**



**GENUINE QUALITY PARTS**

**HANDBRAKE**

Scale 1 : 3

Part No. : 14347-04100


Name	Width	Thickness	Length	Drum Dia.	Pos / Set
HANDBRAKE F/R	75	5.5	340	Ø310	2

**APPLICATION MODEL**

Hino RG

**Type Rivet :**

7 : 9 (9 X 4 X 14)



Material : Aluminium/Brass/Copper

Scale 1 : 1

**Rivets per Set : 24**

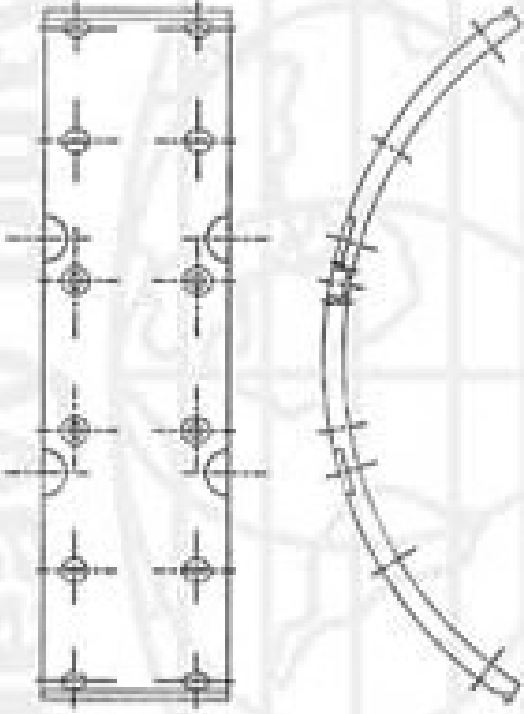


**WORLD BRAKE**  
**Heavy Duty**  
GENUINE QUALITY PARTS



**HINO**

**WORLD BRAKE**  
**Heavy Duty**



GENUINE QUALITY PARTS

**KM 320-500 F/R**

Scale 1 : 3

Part No. : 47441-1500

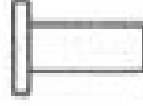
Name	Width	Thickness	Length	Drum Dia.	Pos / Set
KM 320-500 F/R	75	8.0	305	Ø320	4

**APPLICATION MODEL**

- HINO KM 320-500

**Type Rivet :**

(12 X 6 X 15)

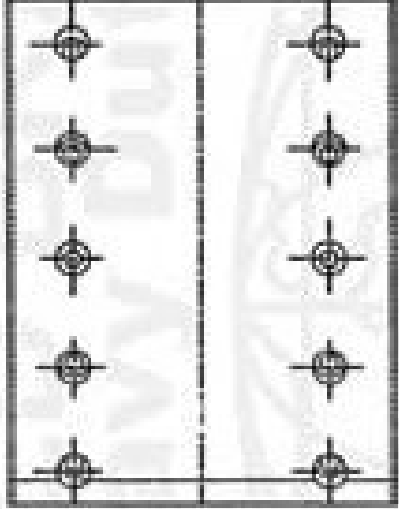


Material : Aluminium/Brass/Copper  
Scale 1 : 1

**Rivets per Set : 48**

**HINO**

WORLD BRAKE  
Heavy Duty



GENUINE QUALITY PARTS

**SG/FL/FM FRONT**

Scale 1 : 3

Part No. : 47441-9640  
Bendix Part No.: AF 331

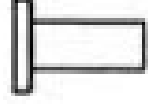
Name	Width	Thickness	Length	Drum Dia.	Pos./Set
SG/FL/FM FRONT	151	16.0	192	Ø410	8

**APPLICATION MODEL**

- HINO SG/FL/FM

Type Rivet :

(12 X 6 X 15)



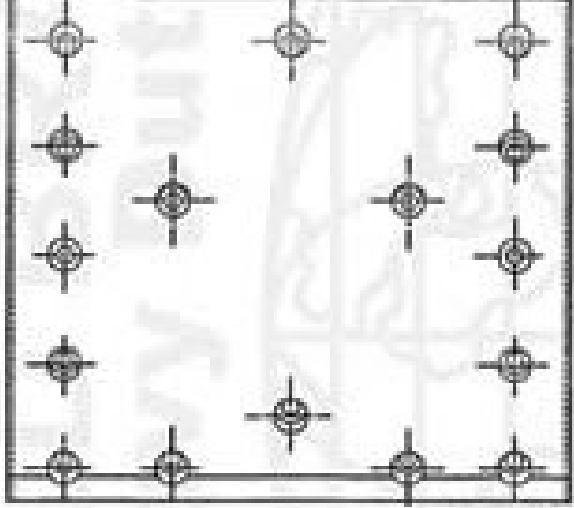
Material : Aluminum/Brass/Copper  
Scale 1 : 1

**Rivets per Set : 80**



**HINO**

**WORLD BRAKE**  
**Heavy Duty**



**GENUINE QUALITY PARTS**

**SG/FL/FM REAR**

Scale 1 : 3

Part No. : 47441-9640

Bendix Part No.: AF 329


Name	Width	Thickness	Length	Drum Dia.	Pcs / Set
<b>SG/FL/FM REAR</b>	<b>220</b>	<b>15.5</b>	<b>192</b>	<b>Ø410</b>	<b>6</b>

**APPLICATION MODEL**

- HINO SG/FL/FM

Type Rivet :

(12 X 6 X 15)



Material : Aluminium/Brass/Copper  
Scale 1 : 1

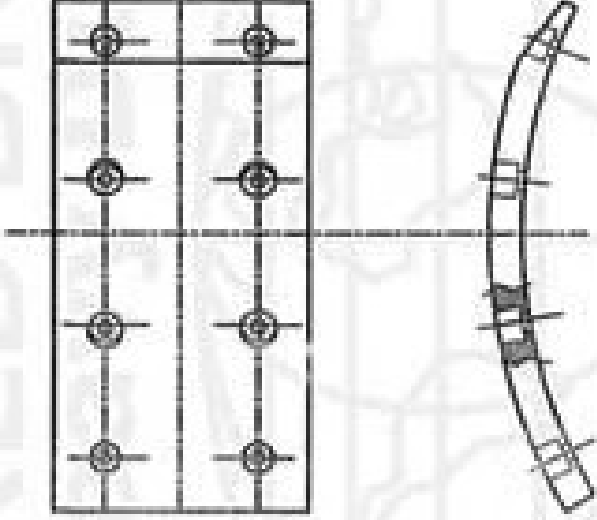
**Rivets per Set : 128**



**WORLD BRAKE**  
**Heavy Duty**  
GENUINE QUALITY PARTS

**HINO**

**WORLD BRAKE**  
**Heavy Duty**



**GENUINE QUALITY PARTS**

**BG 100 FRONT**

Scale 1 : 3

Part No. : 2303-362710

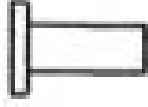
Name	Width	Thickness	Length	Drum Dia.	Pos / Set
BG 100 FRONT	100	12.5	198	Ø414	8

**APPLICATION MODEL**

- BG 100 FRONT

Type Rivet :

(12 X 6 X 15)



Material : Aluminium/Brass/Copper  
Scale 1 : 1

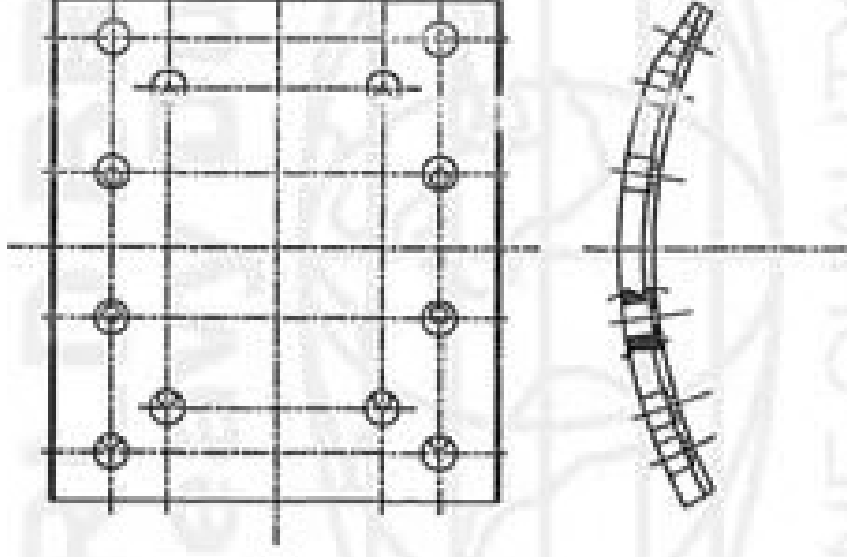
**Rivets per Set : 64**



**WORLD BRAKE**  
**Heavy Duty**  
GENUINE QUALITY PARTS

**HINO**

**WORLD BRAKE**  
**Heavy Duty**



**GENUINE QUALITY PARTS**

**BG 100 REAR**

Scale 1 : 3

Part No. : 2303-356210


Name	Width	Thickness	Length	Drum Dia.	Pcs / Set
BG 100 REAR	178	12.1	195	Ø410	8

**APPLICATION MODEL**

- BG 100 REAR

Type Rivet :

(12 X 6 X 15)



Material : Aluminium/Bronze/Copper  
Scale 1 : 1

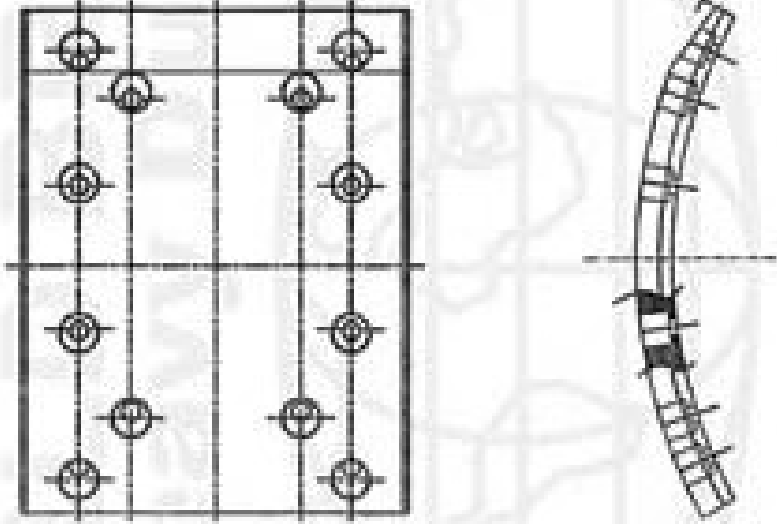
**Rivets per Set : 96**



**WORLD BRAKE**  
**Heavy Duty**  
GENUINE QUALITY PARTS

**HINO**

**WORLD BRAKE**  
**Heavy Duty**



**GENUINE QUALITY PARTS**

**ZM 300 REAR**

Scale 1 : 3

Part No. : 2303-363110

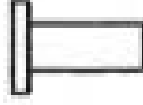
Name	Width	Thickness	Length	Drum Dia.	Pos / Set
ZM 300 REAR R	151	12.0	194	Ø410	8

**APPLICATION MODEL**

- ZM 300 REAR

Type Rivet :

(12 X 6 X 15)



Material : Aluminium/Brass/Copper

Scale 1 : 1

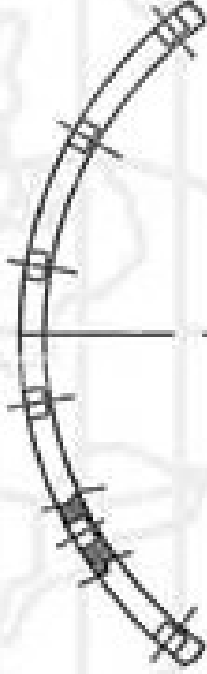

**Rivets per Set : 96**



**WORLD BRAKE**  
**Heavy Duty**  
GENUINE QUALITY PARTS

**HINO**

WORLD BRAKE



GENUINE QUALITY PARTS

**DUTRO 110 PS**

Scale 1 : 3

Part No. : 47442-3621LN


Name	Width	Thickness	Length	Drum Dia.	Pcs / Set
DUTRO 110 PS	83	9.5	287	Ø 320	4

**APPLICATION MODEL**

- Hino Dutro 110PS

Type Rivet :

7 : 9 ( 9 X 4 X13)



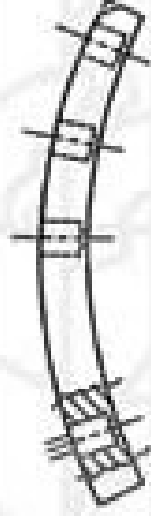
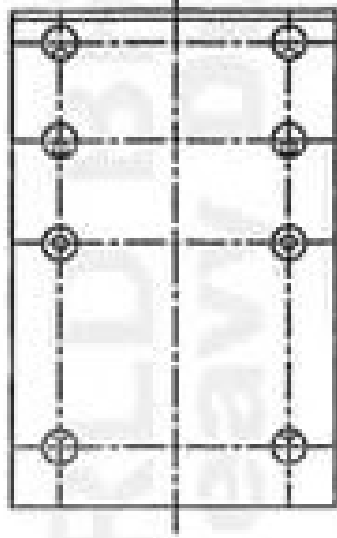
Material : Aluminium/Brass/Copper  
Scale 1 : 1

**Rivets per Set : 48**



**WORLD BRAKE**  
Heavy Duty  
GENUINE QUALITY PARTS

# HUNTON / ROR / YORK / YOKE



## 5" CAM

Scale 1 : 3

Part No. : ZIN 4000 / 17 071

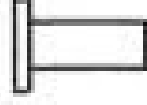
Name	Width	Thickness	Length	Drum Dia.	Pos / Set
5" Cam	127	18.9/15.7	189	Ø 419	4

### APPLICATION MODEL

TIMKEN AXCHSEN

### Type Rivet :

10 :10 (12 X 6 X 15)



### NOTE :

1 SET consist of 4 pcs cam

4 pcs anchor

Material : Aluminum/Brass/Copper  
Scale 1 : 1

**Rivets per Set : 32**


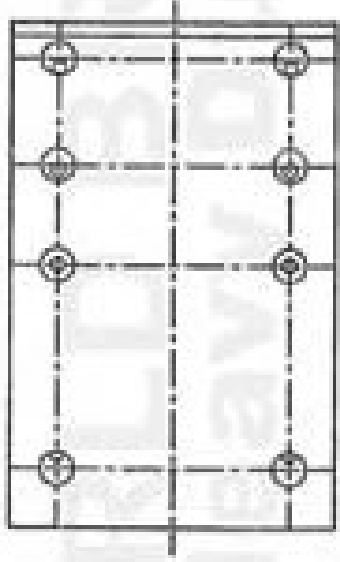


**WORLD BRAKE**  
**Heavy Duty**  
GENUINE QUALITY PARTS

GENUINE QUALITY PARTS



# HUNTON / ROR / YORK / YOKE



## 5" ANCHOR

Scale 1 : 3

Part No. : ZIN 4010 / 17 082


Name	Width	Thickness	Length	Drum Dia.	Pcs / Set
5" Anchor	127	10.8/10.5	195	Ø 419	4

### APPLICATION MODEL

TIMKEN ACHSEN

### Type Rivet :

10 : 10 (12 X 6 X 15)



### NOTE :

1 SET consist of 4 pcs cam

4 pcs anchor

Material : Aluminium/Brass/Copper

Scale 1 : 1

Rivets per Set : 32

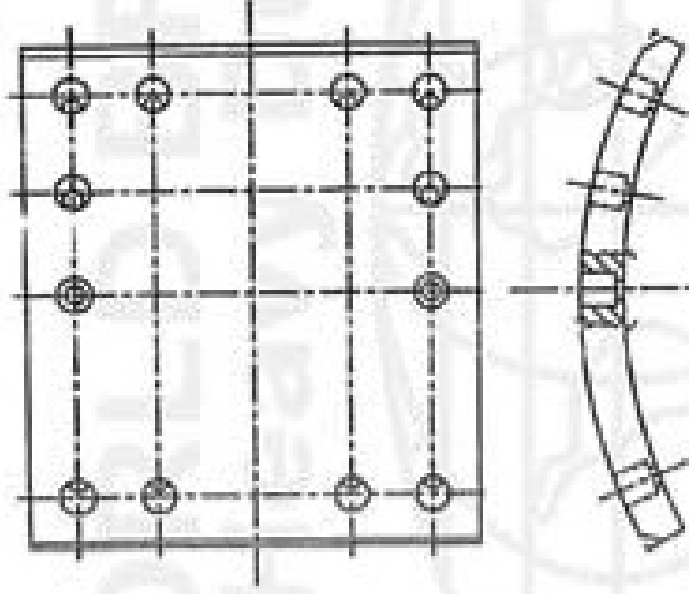


**WORLD BRAKE**  
Heavy Duty  
GENUINE QUALITY PARTS

GENUINE QUALITY PARTS

WORLD BRAKE  
Heavy Duty

# HUNTON / ROR / YORK / YOKE



**7<sup>th</sup> CAM**

Scale 1 : 3


Part No. : 19 334 / ZIN 7390

Nbr / B	Width	Thickness	Length	Drum Dia.	Pos / Set
7 <sup>th</sup> CAM	177.8	17.1/13.5	196	Ø394	4

**APPLICATION MODEL**

Type Rivet :  
10 : 10 (12 X 6 X 15)

- KING TRAILER
- YOKE TRAILER SERIES



**NOTE:**

1 SET Consist of 4 pcs cam  
4 pcs anchor

Material : Aluminium/Brass/Copper  
Scale 1 : 1

**Rivets per Set : 48**

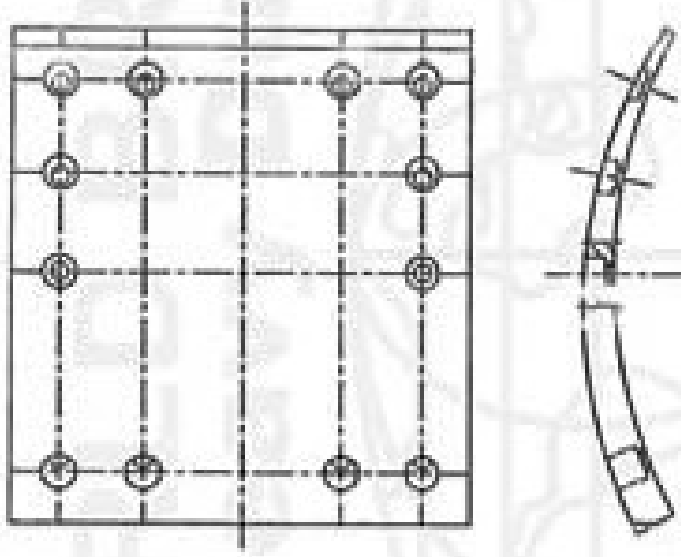


**WORLD BRAKE**  
Heavy Duty  
GENUINE QUALITY PARTS

GENUINE QUALITY PARTS

WORLD BRAKE  
Heavy Duty

# HUNTON / ROR / YORK / YOKE



## YOKE 7" ANCHOR

Scale 1 : 3

Part No. : 19 333 / ZIN 7360 / 680917

Bendix Part No.: DF / 16 / 1


Name	Width	Thickness	Length	Drum Dia.	Pos / Set
YOKE 7" ANCHOR	177.8	17.1/5.2	196	Ø394	4

### APPLICATION MODEL

Type Rivet :

- KING TRAILER
- YORKE TRAILER SERIES

10 :10 (12 X 6 X 15)



### NOTE :

1 SET consist of 4 pcs cam

4 pcs anchor

Material : Aluminum/Brass-Copper

Scale 1 : 1


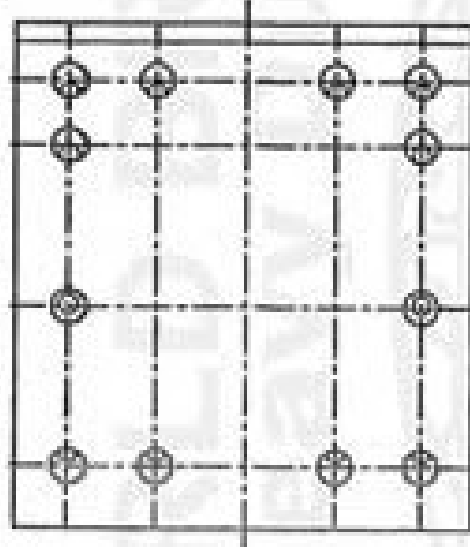
Rivets per Set : 48



**WORLD BRAKE**  
Heavy Duty  
GENUINE QUALITY PARTS

GENUINE QUALITY PARTS

# HUNTON / ROR / YORK / YORKE



## ROR 7" ANCHOR

Scale 1 : 3

Part No. : 19 036 / ZHF 750 / 680841

Bendix Part No.: DF / 16 / 2

Name	Width	Thickness	Length	Drum Dia.	Pos / Set
ROR 7" ANCHOR	178	10.6/15.2	189	Ø419	4

### APPLICATION MODEL

York trailer

Borden trailer, Cammore, DAF

Hjalmark, Highway


Mc Graft, Ranger, Rogers

Rubery Owen Rockwell, Tre imobile

Westo, Giltsham, Panther

Type Rivet :

10 :10 (12 X 6 X 15)



Material : Aluminium/Brass/Copper

Scale 1 : 1

NOTE :

1 SET terdiri dari 4 pcs cam

4 pcs anchor

Rivets per Set : 48

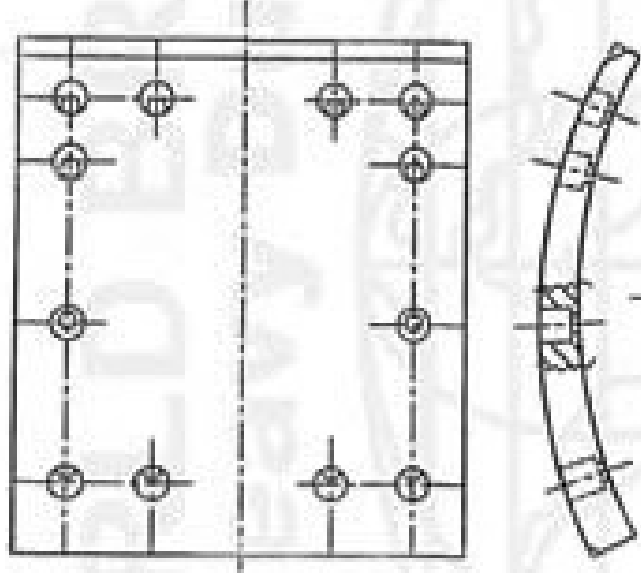


**WORLD BRAKE**  
Heavy Duty  
GENUINE QUALITY PARTS

GENUINE QUALITY PARTS

WORLD BRAKE  
Heavy Duty

# HUNTON / ROR / YORK / YOKE



## ROR 7" ANCHOR

Scale 1 : 3

Part No. : 19 037 (ZHF-760)

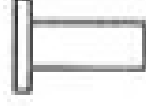
Name	Width	Thickness	Length	Drum Dia.	Pcs / Set
ROR 7" ANCHOR	178	18.5/10.5	195	Ø 419	4

### APPLICATION MODEL

York trailer  
 Boden trailer, Camimore, DAF  
 Haulmark, Highway  
 Mc Grah, Ranger, Rogers  
 Rubery Owen Rockwell, Trailmobile  
 Westo, Glitsham, Panther

### Type Rivet :

10 : 10 (12 X 6 X 15)



Material : Aluminium/Brass/Copper  
 Scale 1 : 1

1 SET Consist of 4 pcs cam  
 4 pcs anchor

Rivets per Set : 48



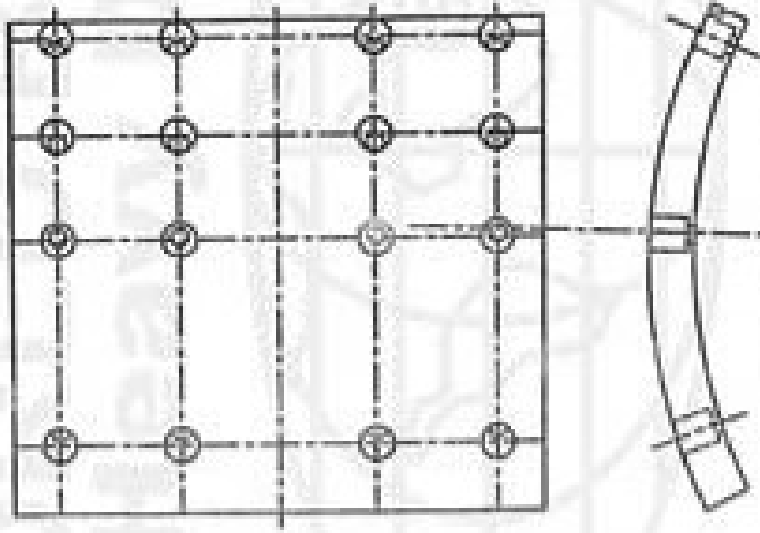
**WORLD BRAKE**  
 Heavy Duty  
 GENUINE QUALITY PARTS

GENUINE QUALITY PARTS

WORLD BRAKE  
 Heavy Duty

# HUNTON / ROR / YORK / YOKE

WORLD BRAKE Heavy Duty



GENUINE QUALITY PARTS

## ROR 6 1/4" CAM

Scale 1 : 3

Part No. : •

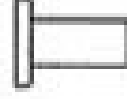
Name	Loc. of Brake	Width	Thickness	Length	Drum Dia.	Pos / Set
ROR 6 1/4" CAM		209	18.6/15.2	189	Ø419	4

### APPLICATION MODEL

- YOKE / YORK TRAILER SERIES

Type Rivet :

10 : 12 (12 X 6 X 18)



### NOTE :

1 SET consist of 4 pcs cam

4 pcs anchor

Material : Aluminium/Brass/Copper

Scale 1 : 1

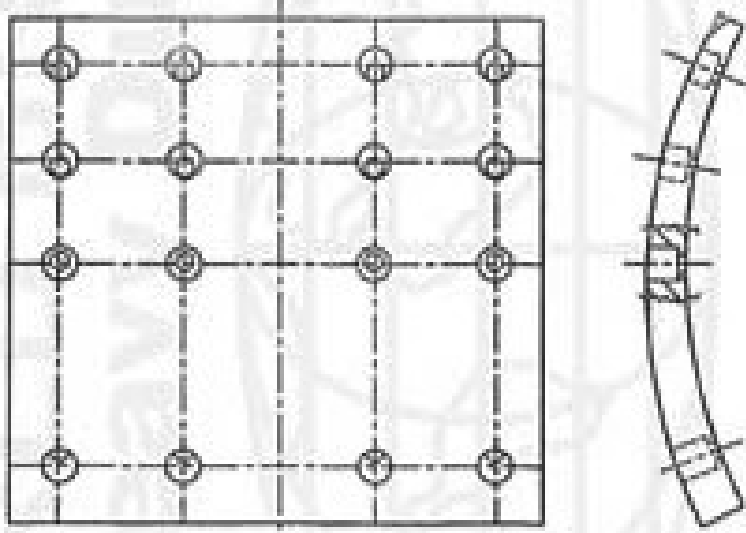
Rivets per Set : 64



**WORLD BRAKE**  
Heavy Duty  
GENUINE QUALITY PARTS

# HUNTON / ROR / YORK / YOKE

WORLD BRAKE  
Heavy Duty



GENUINE QUALITY PARTS

## ROR 8 1/4" ANC

Scale 1:3


Part No. : \*

Name	Width	Thickness	Length	Drum Dia.	Pcs / Set
ROR 8 1/4 Anchor	209	18.5/10.5	195	Ø419	4

### APPLICATION MODEL

Type Rivet :

10:12 (12 X 6 X 18)



NOTE :

1 SET consist of 4 pcs cam

4 pcs anchor

Material : Aluminium/Brass/Copper

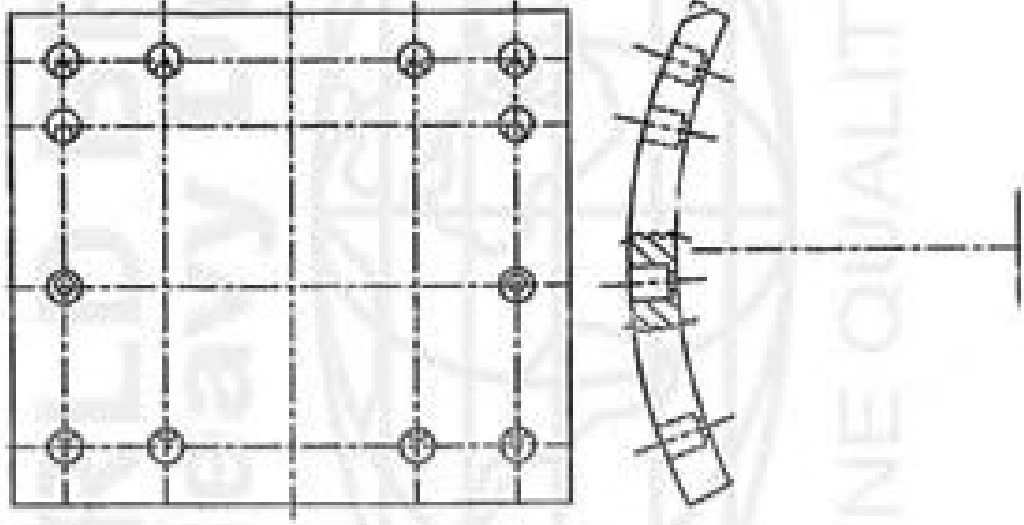
Scale 1:1

Rivets per Set : 64



**WORLD BRAKE**  
Heavy Duty  
GENUINE QUALITY PARTS

# HUNTON / ROR / YORK / YOKE



## ROR 8 5/8" CAM

Scale 1 : 3

Part No. : 19 370 / ZIN 2770

Name	Width	Thickness	Length	Drum Dia.	Pcs /Set
ROR 8 5/8" CAM F/R	219	18.6/15.2	189	Ø419	4

### APPLICATION MODEL

Fruehauf, Ranger  
 Rubery Owan Rockwell  
 Boden Trailer, Highway trailer  
 Yoks trailer, Dorsey

### Type Rivet :

10 :12 (12 X 6 X 18)



### NOTE :

1 SET consist of 4 pcs cam

4 pcs anchor

Material : Aluminium/Brass/Copper

Scale 1 : 1

**Rivets per Set : 48**



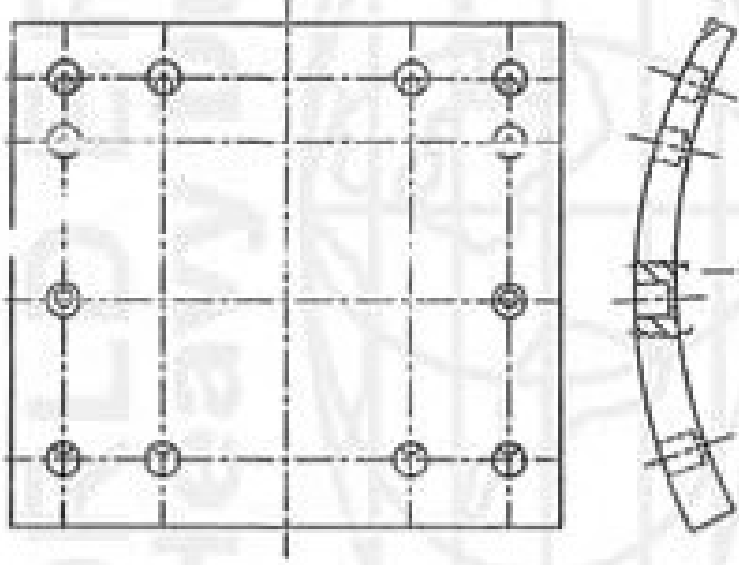
**WORLD BRAKE**  
**Heavy Duty**  
 GENUINE QUALITY PARTS

GENUINE QUALITY PARTS

WORLD BRAKE  
 Heavy Duty



# HUNTON / ROR / YORK / YOKE



## ROR 8 5/8" ANCHOR

Scale 1 : 3

Part No. : 19 369 / ZIN 2780

Name	Width	Thickness	Length	Drum Dia.	Pos / Set
ROR 8 5/8" ANCHOR	219	18.5/10.5	195	Ø419	4

### APPLICATION MODEL

York trailer

Boden trailer, Carrimore, DAF

Haulmark, Highway

Mc Grath, Ranger, Rogers

Rubery Owen Rockwell, Trailmobile

Westo, Giltsham, Panther


### NOTE :

1 SET consist of 4 pcs cam

4 pcs anchor

### Type Rivet :

10 :12 (12 X 6 X 18)



Material : Aluminium/Brass-Copper

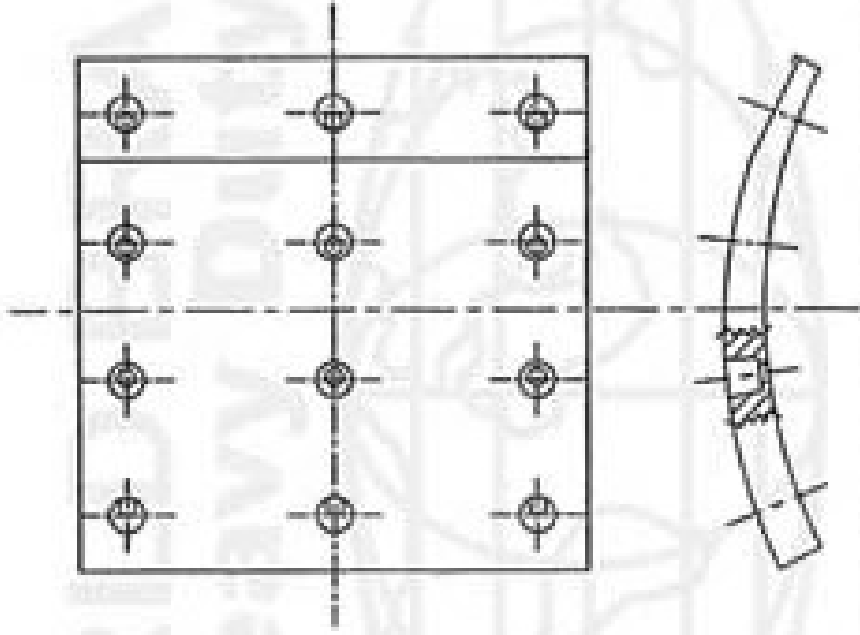
Scale 1 : 1

Rivets per Set : 48



**WORLD BRAKE**  
**Heavy Duty**  
GENUINE QUALITY PARTS

# HUNTON / ROR / YORK / YOKE



## ROR BX202-01B

Scale 1 : 3

Part No. : RW/2/1 etau 19355

Name	Width	Thickness	Length	Drum Dia.	Riv. Set
ROR BX202-01B	200	18.7/11	196	Ø419	8

### APPLICATION MODEL

ROR 16.50" X 8" S CAM Brake

Type Rivet :

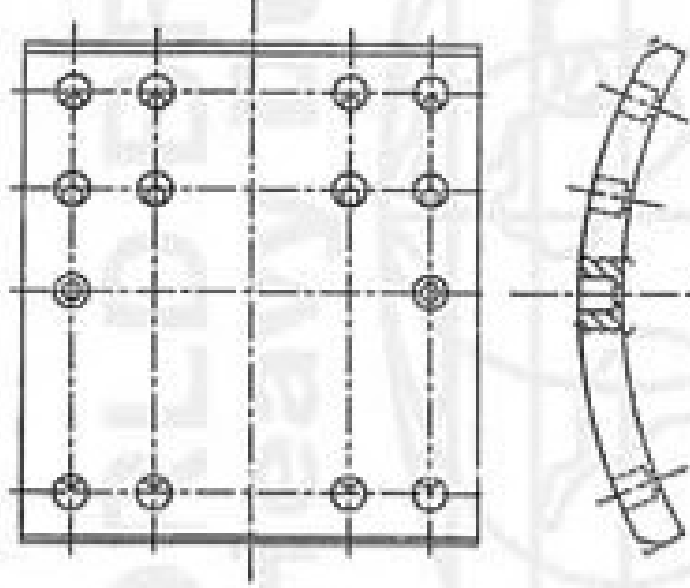
10 : 10 (12 X 6 X 15)



Material : Aluminium/Brass/Copper  
Scale 1 : 1

Rivets per Set : 96

# HUNTON / ROR / YORK / YOKE



## 7" CAM + 2 HOLE

Scale 1 : 3

Part No. : 19 334 / ZIN 7390


Part No.	Width	Thickness	Length	Drum Dia.	Pcs / Set
7" CAM + 2 HOLE	177.8	17.1/13.5	196	Ø394	4

### APPLICATION MODEL

Type Rivet :

10 :10 (12 X 6 X 15)

- KING TRAILER
- YORKE TRAILER SERIES



### NOTE :

1 SET Consist of 4 pcs cam  
4 pcs anchor

Material : Aluminium/Brass/Copper  
Scale 1 : 1

Rivets per Set : 48

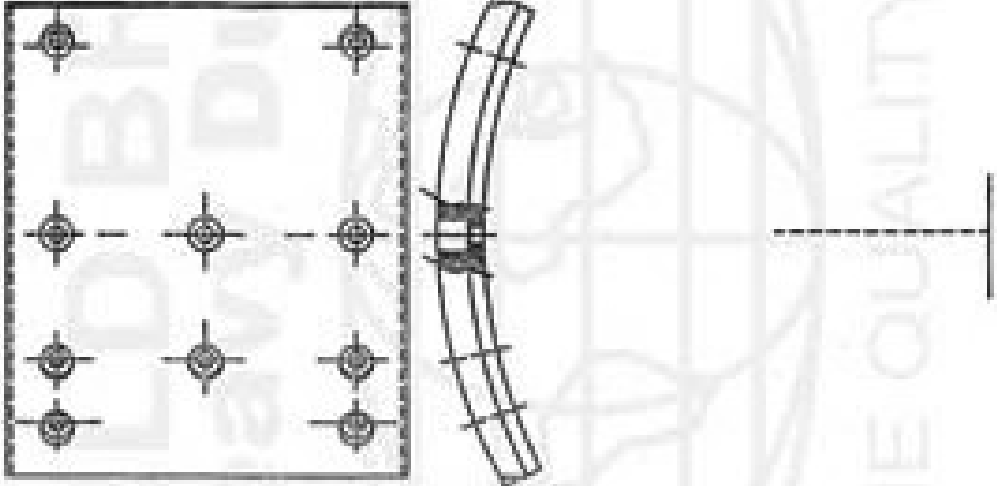


**WORLD BRAKE**  
Heavy Duty  
GENUINE QUALITY PARTS

GENUINE QUALITY PARTS

WORLD BRAKE Heavy Duty

**HYUNDAI**



**AEROBUS CAM FRONT**

Scale 1 : 3


Part No. : 59143-6A300

Name	Width	Thickness	Length	Drum Dia.	Pcs/Set
AEROBUS CAM FRONT	156	17.8/16.6	178	Ø402	8

**APPLICATION MODEL**

Type Rivet :

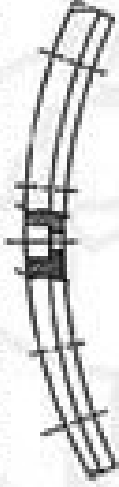

10 :10 (12 X 6 X 15)



Material : Aluminium/Brass/Copper  
Scale 1 : 1

**Rivets per Set : 80**

**HYUNDAI**



**AEROBUS ANCHOR FRONT**

Scale 1 : 3

Part No. : 58142-8A300

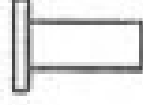
Name	Width	Thickness	Length	Ønum Dia.	Pcs/Set
AEROBUS ANCHOR FRONT	156	17.3/11.0	178	Ø402	3

**APPLICATION MODEL**

- HYUNDAI AEROBUS

Type Rivet :

10 : 10 (12 X 6 X 15)



Material : Aluminium/Bronze/Copper  
Scale 1 : 1

Rivets per Set : 80




**WORLD BRAKE**  
**Heavy Duty**  
GENUINE QUALITY PARTS

WORLD BRAKE  
Heavy Duty

GENUINE QUALITY PARTS

**HYUNDAI**



GENUINE QUALITY PARTS

**AEROBUS CAM REAR**

Scale 1 : 3

Part No. : 58343-8A600

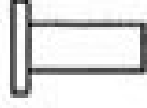
Name	Width	Thickness	Length	Drum Dia.	Pcs/Set
AEROBUS CAM REAR	220	17.8/16.6	178	Ø402	8

**APPLICATION MODEL**

- HYUNDAI AEROBUS

**Type Rivet :**

10 : 10 (12 X 6 X 15)



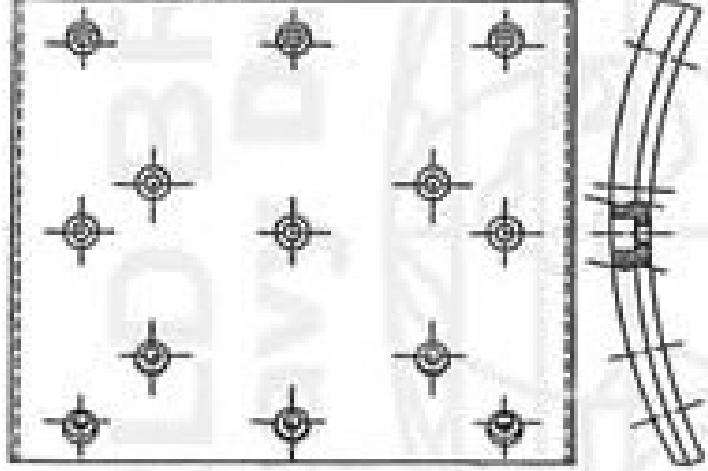
Material : Aluminium/Brass/Copper  
Scale 1 : 1

**Rivets per Set : 104**



**WORLD BRAKE**  
Heavy Duty  
GENUINE QUALITY PARTS

**HYUNDAI**



GENUINE QUALITY PARTS

**AEROBUS ANCHOR REAR**

Scale 1 : 3

Part No. : 583-2-8A600


Name	Width	Thickness	Length	Drum Dia.	Pcs./Set
AEROBUS ANCHOR REAR	220	17.3/11.0	178	Ø402	3

**APPLICATION MODEL**

- HYUNDAI AEROBUS

**Type Rivet :**

10 :10 (12 X 6 X 15)



Material : Aluminium/Brass/Copper  
Scale 1 : 1

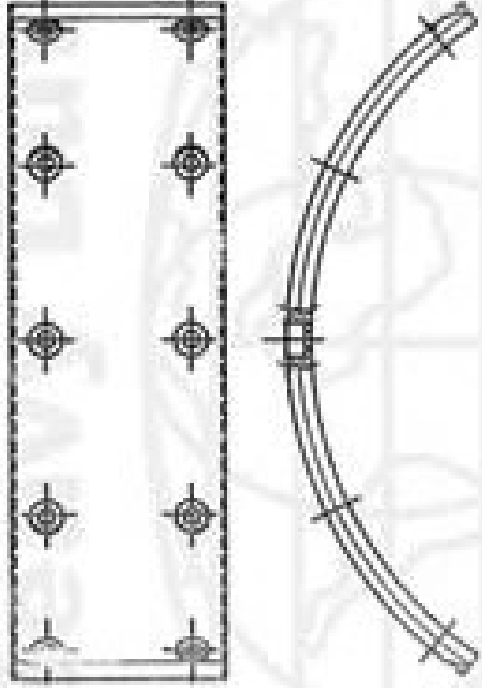
**Rivets per Set : 104**



**WORLD BRAKE**  
**Heavy Duty**  
GENUINE QUALITY PARTS

**HYUNDAI**

**WORLD BRAKE**



**GENUINE QUALITY PARTS**

**MIGHTY 125 PS**

**Scale 1 : 3**

Part No. : 55144 45211

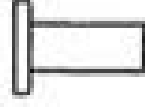
Name	Width	Thickness	Length	Drum Dia.	Pcs/Set
MIGHTY 125 PS	85.0	9.5	302	Ø320	4

**APPLICATION MODEL**

**Type Rivet :**

- MIGHTY 125 PS

10 :10 (12 X 6 X 15)



**Material : Aluminium/Brass/Copper**  
**Scale 1 : 1**

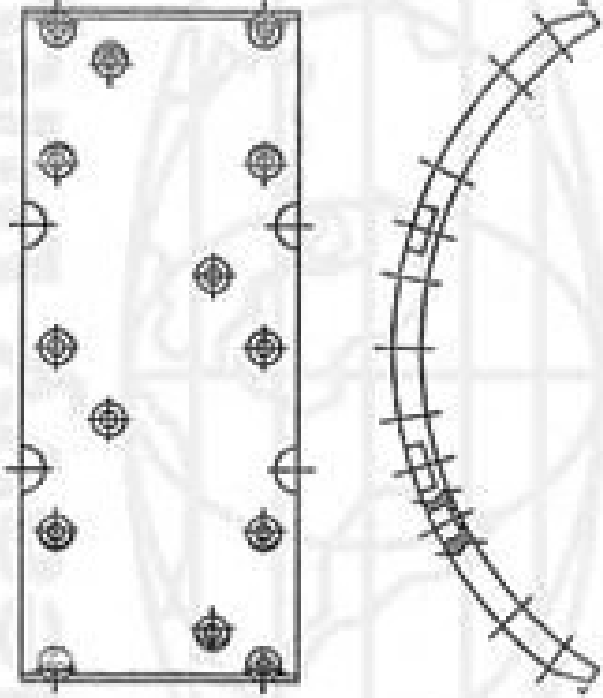
**Rivets per Set : 40**





**HYUNDAI**

**WORLD BRAKE**



**GENUINE QUALITY PARTS**

**MIGHTY 135 PS**

Scale : 3


Part No. : 6K20A

Name	Width	Thickness	Length	Drum Dia.	Pcs/Set
<b>MIGHTY 125 PS</b>	<b>110</b>	<b>11.0</b>	<b>300</b>	<b>Ø320</b>	<b>4</b>

**APPLICATION MODEL**

Type Rivet :

10 : 10 (12 X 6 X 15)

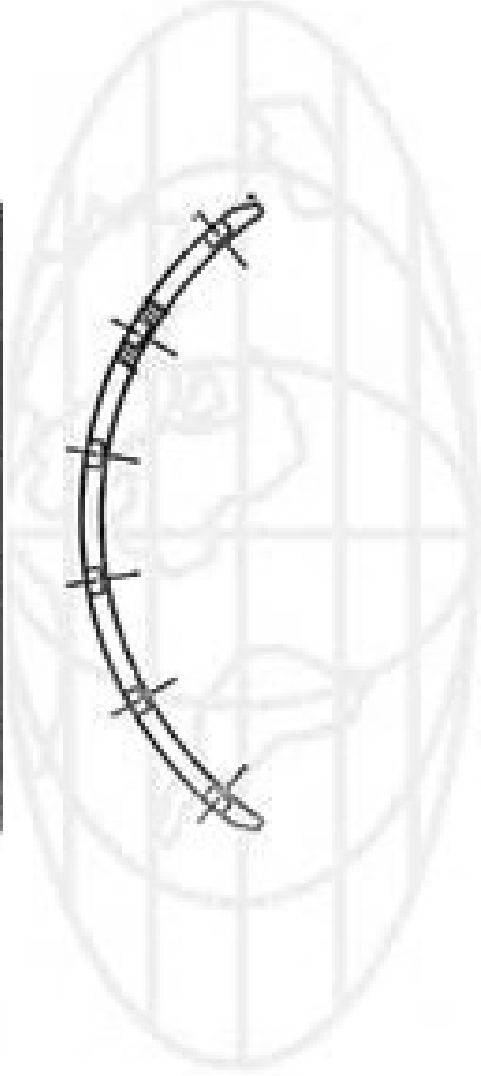




Material : Aluminium/Bronze/Copper  
Scale 1 : 1

**Rivets per Set : 56**

**ISUZU**

WORLD BRAKE



GENUINE QUALITY PARTS

**FOTON 92.5 PS REAR**

Scale 1 : 3

Part No. : 60402

Name	Width	Thickness	Length	Drum Dia.	Pos / Set
FOTON 92.5 PS FRONT	75	7.5	277	Ø300	4

**APPLICATION MODEL**

- FOTON 92.5 PS FRONT

Type Rivet :  
(9 X 4 X 13)



Scale 1 : 1

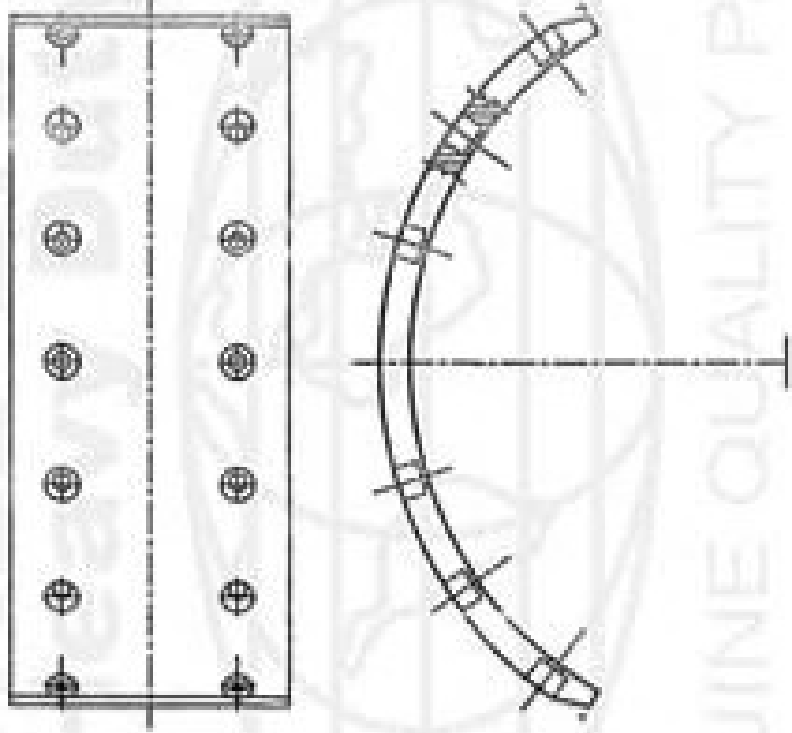
**Rivets per Set : 48**



**WORLD BRAKE**  
Heavy Duty  
GENUINE QUALITY PARTS

# ISUZU / FUTON

WORLD BRAKE  
Heavy Duty



GENUINE QUALITY PARTS

## CH-314

Scale 1 : 3

Part No. : 47115-3480

Name	Width	Thickness	Length	Drum Dia.	Pcs / Set
CH-314 F	110	12	308	Ø320	6


### APPLICATION MODEL

- SBR

- FSR Series

### Type Rivet :

(12 X 6 X 15)



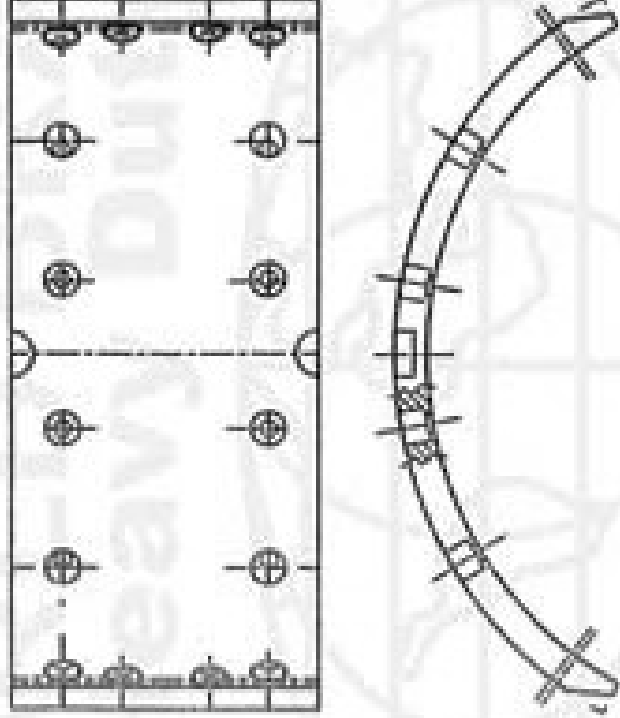
Rivets per Set : 56



**WORLD BRAKE**  
Heavy Duty  
GENUINE QUALITY PARTS

# ISUZU

WORLD BRAKE  
Heavy Duty



GENUINE QUALITY PARTS

## CH-315

Scale 1 : 3

Part No. : 47115-349

Name	Width	Thickness	Length	Drum Dia.	Pos / Set
CH-315 REAR	120	13	308	Ø320	4

### APPLICATION MODEL

- SBR  
- FSR Series  
- SCR, SDR, FDR SERIES  
- FRR 11-13  
- NRR 12  
- FRD 11 HA, 12HA  
- FSD 12LA

Type Rivet :

(12 X 6 X 15)



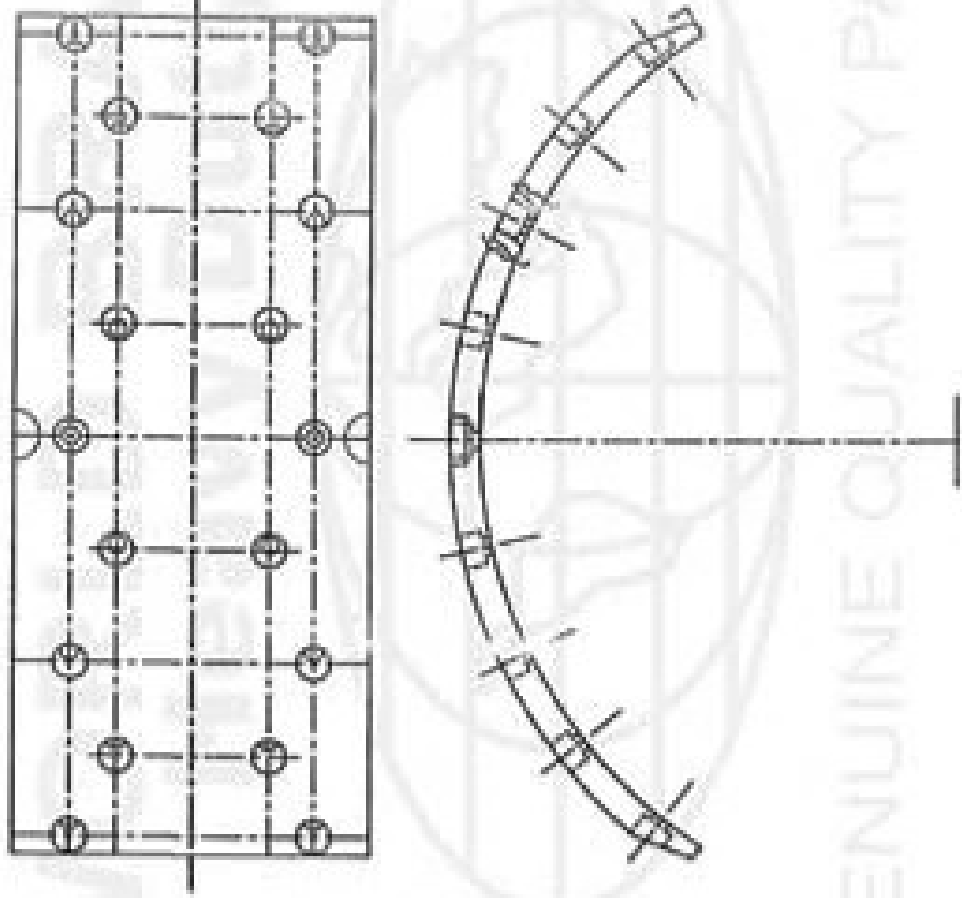
Scale 1 : 1

Rivets per Set : 64



**WORLD BRAKE**  
Heavy Duty  
GENUINE QUALITY PARTS

# ISUZU / FUTON



## DA 100 FRONT

Scale 1:3

Part No. : 47115-3480


Name	Width	Thickness	Length	Drum Dia.	Pcs / Set
DA 100 F	140	12.0	377	Ø400	4

### APPLICATION MODEL

- SPG 540
- TD80 EF/C Tilt Cabin
- TGK 55E Twin Steer
- Tilt Cabin
- TD 40, 50, 62, 72
- TDJ 50, 62, 72
- BPR 480
- BQR460, SJR SERIES
- SLR 350-700
- SMR SERIES

Type Rivet :

(12 X 6 X 15)

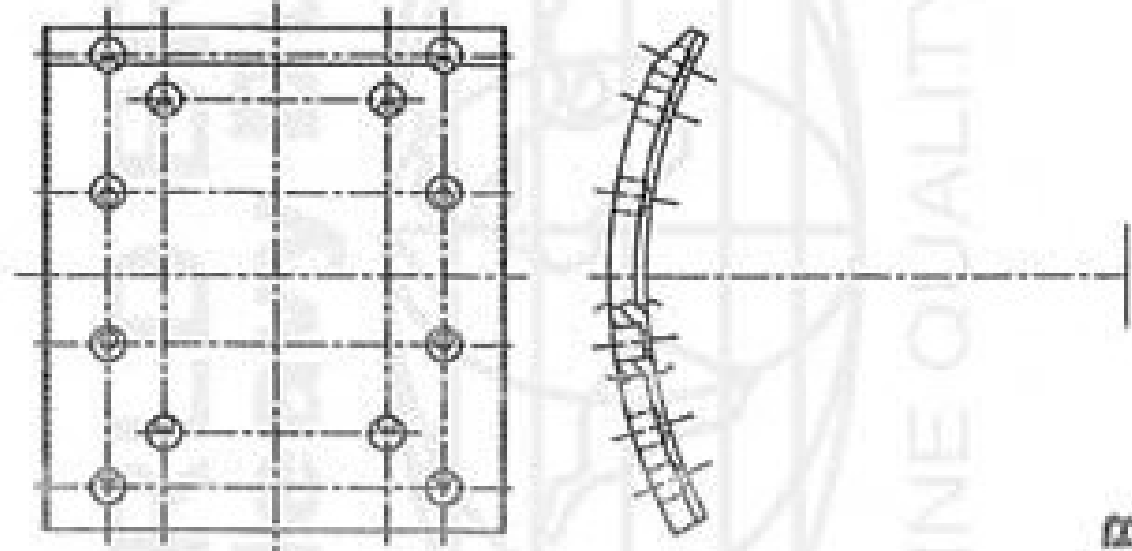


Rivets per Set : 56



**WORLD BRAKE**  
Heavy Duty  
GENUINE QUALITY PARTS

# ISUZU / FUTON



**DA 100 REAR**

Scale 1 : 3

Part No. : -

Name	Width	Thickness	Length	Drum Dia.	Pos / Set
DA 100 R	178	14.5	195	Ø410	8

### APPLICATION MODEL

- Th. 1972~81 SPG 540

- Th. 1972~75 TD80 EF/C Trl Cabin

TGK 55E Trl/h Steer

Trl Cabin

- Th. 1973~80 TD 40,50,62,72

TDJ 50,62,72

- Th. 1979~80 BPR 460

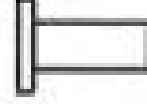
- Th. 1981~83 BQR460, SJR SERIES

- Th. 1973~78 SLR 350-700

SMR SERIES

### Type Rivet :

10 : 10 (12 X 6 X 15)



Material : Aluminium/Brass/Copper

Scale 1 : 1

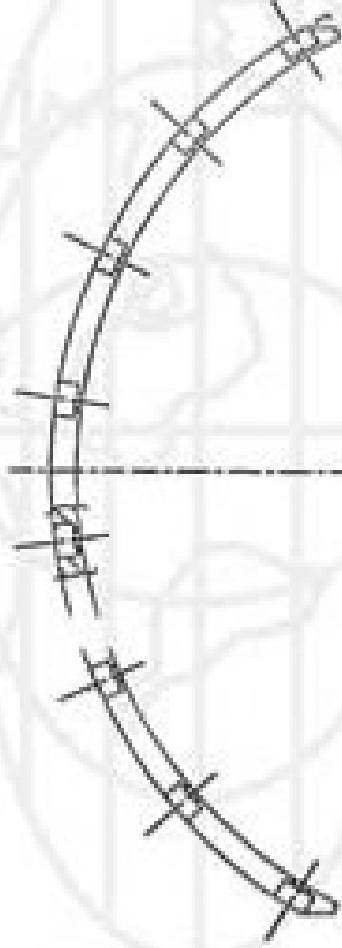
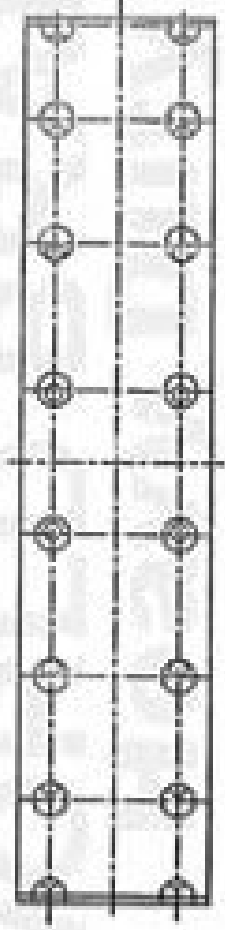
**Rivets per Set : 96**



**WORLD BRAKE**  
Heavy Duty  
GENUINE QUALITY PARTS

# ISUZU / FUTON

WORLD BRAKE



GENUINE QUALITY PARTS

## DA 120 / TWD FRONT

Scale : : 3

Part No. : 47115-379

Name	Width	Thickness	Length	Drum Dia.	Qr / Set
DA 120 F	75	10.0	416	Ø400	4

### APPLICATION MODEL

Type Rivet :

- Th. 1960~66 742BX,550TX,5 Ton
- Th. 1975~78 SKW SERIES
- Th. 1970~79 TSD, 1 MD F/R SERIES
- Th. 1973~78 SCS R SERIES
- Th. 1970~78 BA SE IES
- Th. 1971~72 BF SERIES

10 : 8 (12 X 6 X 12)



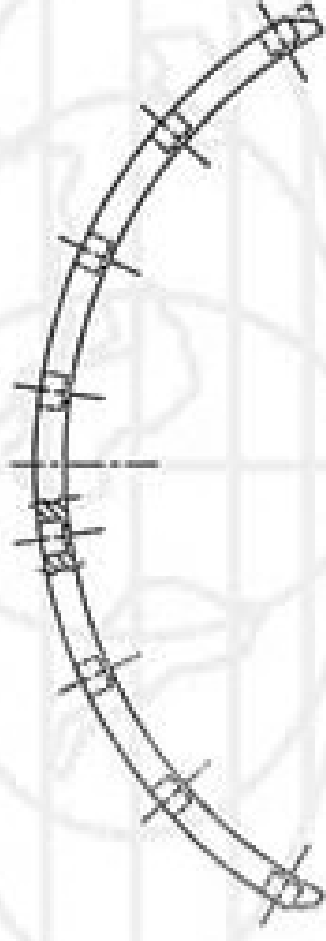
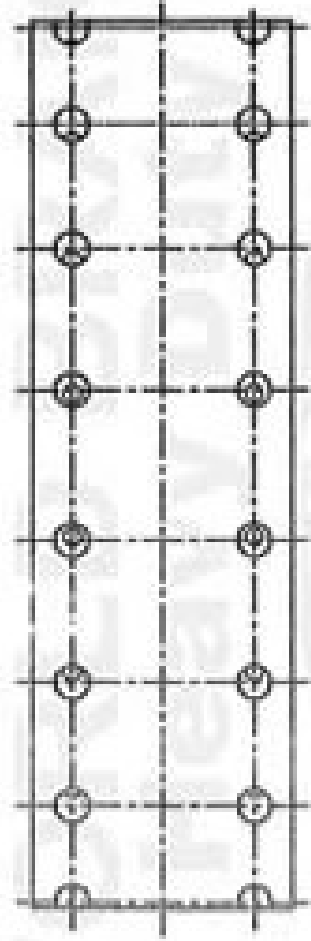
Material : Aluminium/Bronze/Cop. or  
Scale 1 : 1

Rivets per Set : 64



**WORLD BRAKE**  
Heavy Duty  
GENUINE QUALITY PARTS

# ISUZU



GENUINE QUALITY PARTS

## ISUZU DA 120 / TWD REAR

Scale 1 : 3

Part No. : 47115-363

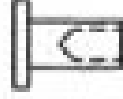
Name	Loc. of Brake	Width	Thickness	Length	Drum Dia.	No. of Riv.
DA 120	R	100	12.0	413	Ø400	4

### PART NUMBER

- Th. 1969~80 TXD 43,53,60 D

Type Rivet :

10 : 8 (12 X 6 X12)



Scale 1 : 1

Rivets per Set : 64

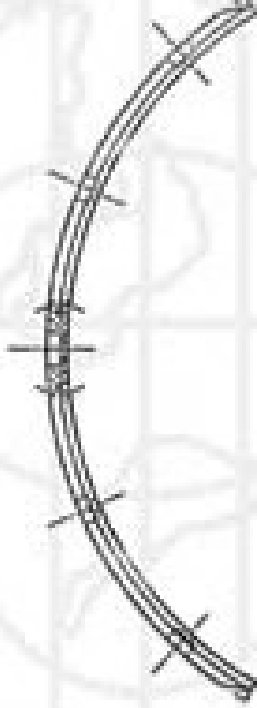
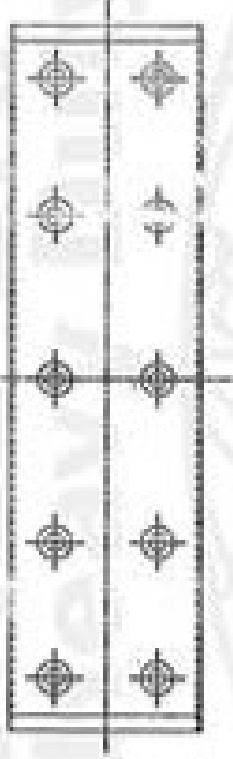


**WORLD BRAKE**  
Heavy Duty  
GENUINE QUALITY PARTS



# ISUZU / FUTON

WORLD BRAKE



GENUINE QUALITY PARTS

## ELF 350 F/R / ELF 240 F/R

Scale 1 : 3

Part No. : \*

Name	Width	Thickness	Length	Drum Dia.	Pos / Set
ELF 350 F/R	75	0.3	295	Ø 320	4

### APPLICATION MODEL

- 47115-622
- 5-87870-018-0
- 39-019-59
- AF-264

Type Rivet :

(9 X 4 X 13)



Scale 1 : 1

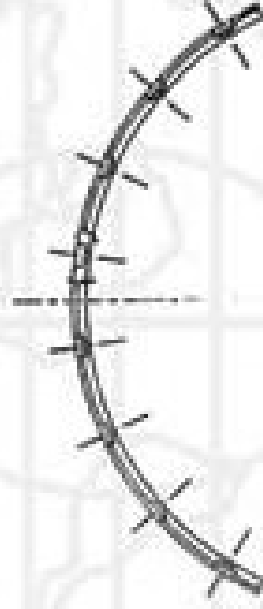
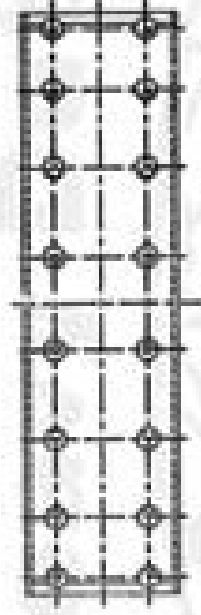
Rivets per Set : 40



**WORLD BRAKE**  
Heavy Duty  
GENUINE QUALITY PARTS

# ISUZU / FUTON

# WORLD BRAKE



# GENUINE QUALITY PARTS

## EX / HANDBRAKE

Scale 1 : 3

Part No. : SN 3328


Name	Width	Thickness	Length	Drum Dia.	Pos / Set
EX / HANDBRAKE R	60	5.5	275	Ø 254	4

### APPLICATION MODEL

- TH. 1987~ EXD21,50,71,72,81,82
- TH. 1983~ EXR18,19,21,50,52,71,72,81,82
- TH. 1983~ EXZ19,21,72,81,82
- TH. 1982-83 SVG 701

### Type Rivet :

7 : 9 (9 X 4 X 13)



Material : Aluminum/Brass/Copper  
Scale 1 : 1

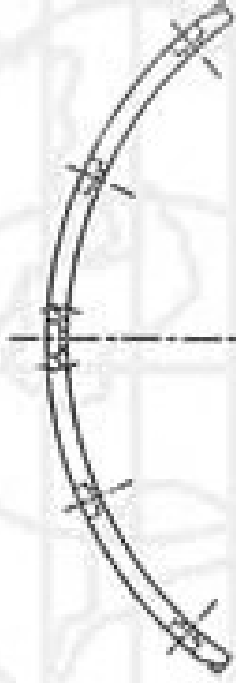
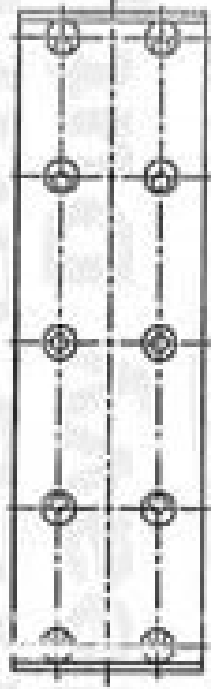
**Rivets per Set : 64**



**WORLD BRAKE**  
Heavy Duty  
GENUINE QUALITY PARTS

# ISUZU / FUTON

WORLD BRAKE  
HEAVY DUTY



GENUINE QUALITY PARTS

## F-442

Scale 1 : 3


Part No. : 471 5-019

Name	Width	Thickness	Length	Drum Dia.	Pos / Set
F-442 F/R	75	8.0	291	Ø320	4

### APPLICATION MODEL

Type Rivet :

10 : 8 (12 X 6 X 12)



- Th. 1982--85 KS22,KS32
- Th. 1979--82 KS21
- Th. 1986--88 NPR59P,PJ,PR
- Th. 1985--88 NPR59LT
- Th. 1989--on NPR400
- Th. 1992--on NPS300(4X4)

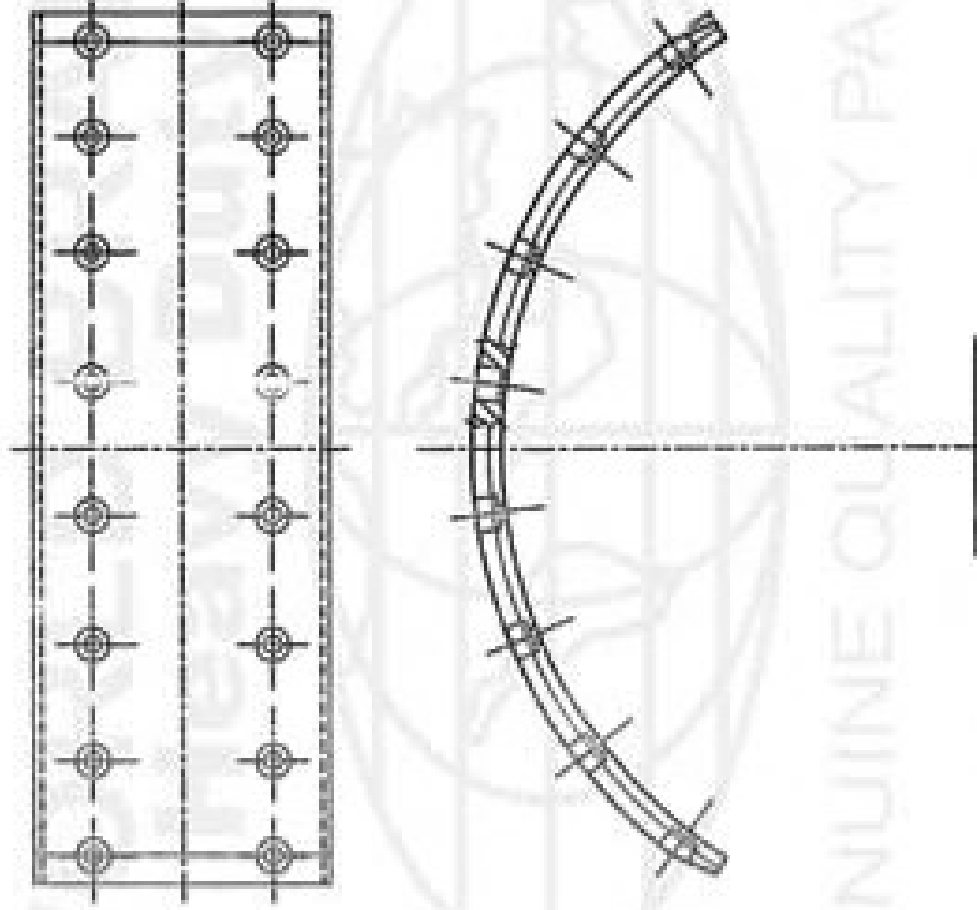
Material : Aluminium/Brass/Copper

Scale 1 : 1

Rivets per Set : 40



**WORLD BRAKE**  
Heavy Duty  
GENUINE QUALITY PARTS



## JCR/TXD-55/TXD-600 FRONT

Scale 1:3

Part No. : 47115-181


Name	Width	Thickness	Length	Drum Dia.	Pos / Set
JCR/TXD-55/TXD-600 FRONT	115	11.7	381	Ø400	4

### APPLICATION MODEL

- Th. 1996~on FSR 33
- Th. 1986~90 FSR 12 FG
- Th. 1988~96 FSR 650
- Th. 1985~96 FSS 500
- Th. 1985~87 FTR II LT
- Th. 1989~96 FTS 700 (4X4)
- Th. 1983~85 JCR 360
- Th. 1980~85 JCR420, JCR500, JCR420
- Th. 1983~90 TWD25 6X6/HTW/ECR

### Type Rivet :

(12 X 6 X 12)

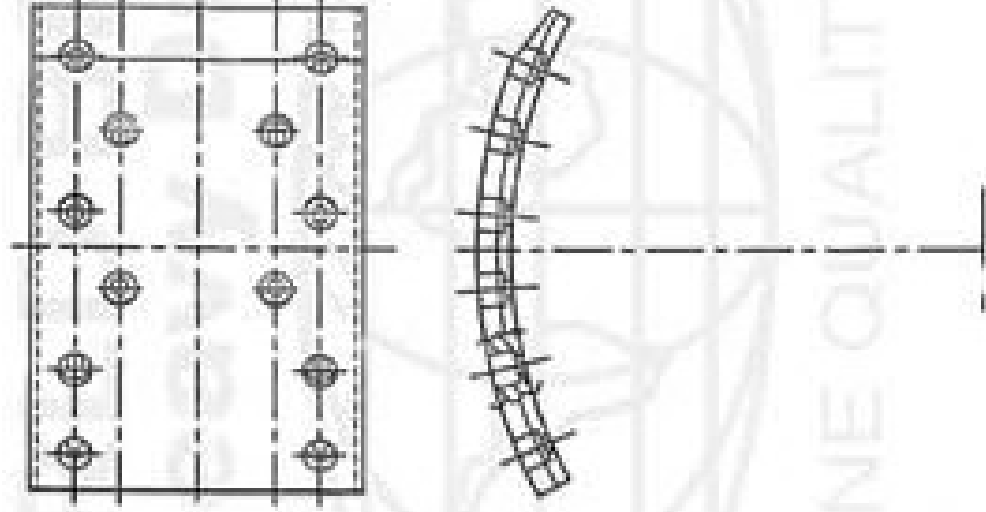


Material : Aluminium/Bronze/Copper  
Scale 1:1

**Rivets per Set : 64**



# ISUZU / FUTON



## JCR/TXD 55 REAR

Scale 1 : 3

Part No. : 47115-182

Name	Width	Thickness	Length	Drum Dia.	Pcs / Set
JCR / TXD55 55 REAR	130	13.7	188	Ø100	8

### APPLICATION MODEL

- Th. 1983~85 JCR 360
- Th. 1980~85 JCR420, JCR500, JCR420
- Th. 1983~87 ECR 360, 570
- Th. 1987~on HTW 6X6
- Th. 1987~on TXD 40, 55, 600

### Type Rivet :

10 : 8 (12 X 6 X 12)



Material : Aluminium/Brass/Copper  
Scale 1 : 1



Rivets per Set : 96



**WORLD BRAKE**  
Heavy Duty  
GENUINE QUALITY PARTS

# ISUZU / FUTON

WORLD BRAKE  
HEAVY DUTY



GENUINE QUALITY PARTS

## KS 10-31 FRONT/REAR

Scale 1 : 3

Part No. : \*

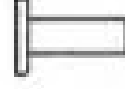
Name	Width	Thickness	Length	Drum Dia.	Pos / Set
KS 10-31 F/R	75	7.6	280	Ø300	4

### APPLICATION MO JEL

- Th. 1982--85 KT25,KT26
- Th. 1988--on NKR 200 Flat Low  
NKR 200 Short Medium  
NKR 250 Crew
- Th. 1985--87 NPR 57L,NKR 57L
- T . 1988--on NPR 300

### Type Rivet :

7 : 9 (9 X 4 X 13)



Material : Aluminium/Brass/Copper

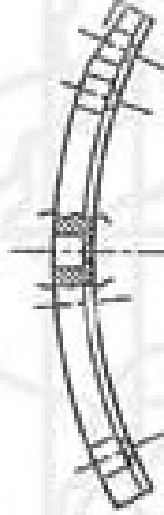
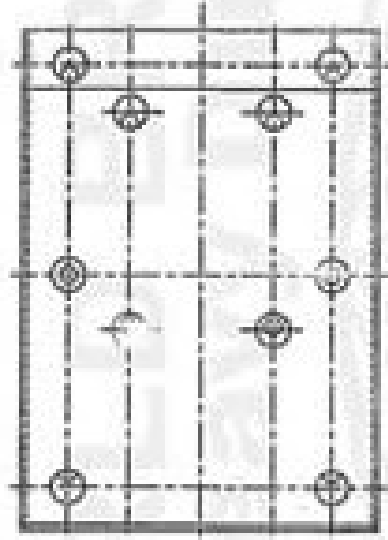
Scale 1 : 1

**Rivets per Set : 48**



**WORLD BRAKE**  
Heavy Duty  
GENUINE QUALITY PARTS

# ISUZU / FUTON



## 330 HP/MT 111/CXZ FRONT

Scale 1 : 3

Part No. : 47115-406

Name	Width	Thickness	Length	Drum Dia.	Pcs / Set
330 HP/MT 111/CXZ F	140	16.0	191	Ø410	8

### APPLICATION MODEL

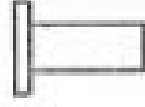
- TH. 1986-on LTI 11P

- TH. 1986-89 CXH, CXZ, CXG

- TH. 1989-on CXZ

### Type Rivet :

10 : 10 (12 X 6 X 15)




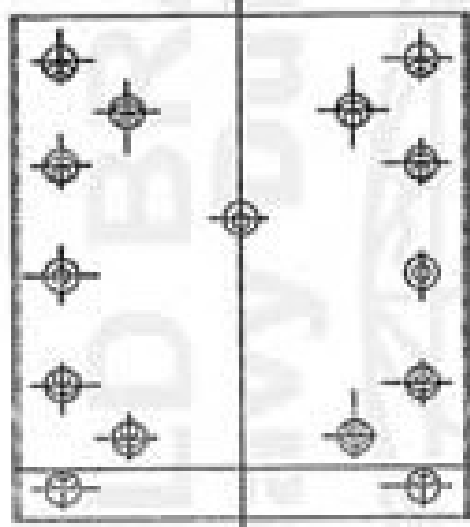
Material : Aluminium/Brass/Copper  
Scale 1 : 1

Rivets per Set : 80



**WORLD BRAKE**  
Heavy Duty  
GENUINE QUALITY PARTS

# ISUZU / FUTON



## MT-111 / 330 HP REAR

Scale 1 : 3

Part No. : 47115-409

Name	Width	Thickness	Length	Drum Dia.	Pos / Set
MT-111 / 330 HP REAR	178	16.0	191	Ø410	8

### APPLICATION MODEL


- TH. 1996-on LTI 11P

- TH. 1996-99 CXXH, CXZ, CXG

- TH. 1999-on CXZ

### Type Rivet :

10 : 10 (12 X 6 X 15)



Material : Aluminium/Brass/Copper  
Scale 1 : 1

**Rivets per Set : 120**



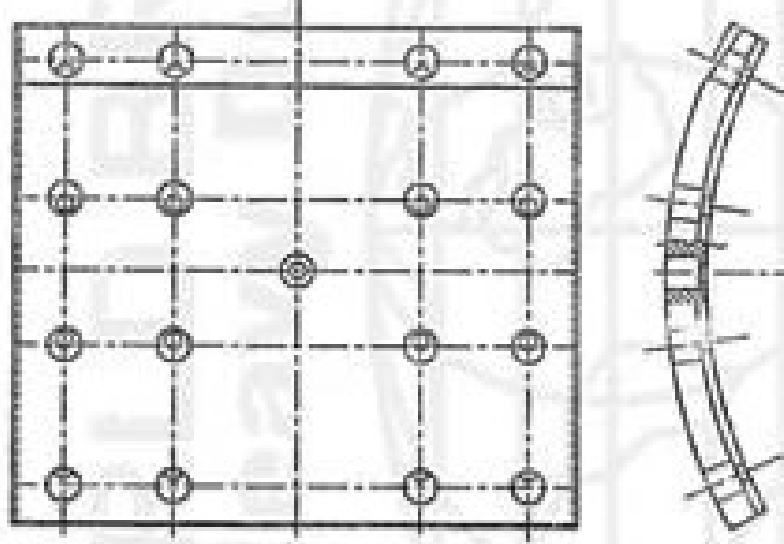
**WORLD BRAKE**  
Heavy Duty  
GENUINE QUALITY PARTS

GENUINE QUALITY PARTS

WORLD BRAKE  
Heavy Duty



# ISUZU / FUTON



## ISUZU 340 HP REAR

Scale 1 : 3

Part No. : 471115-775

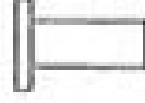
Name	Width	Thickness	Length	Drum Dia.	Qty / E.C.
ISUZU 340 HP REAR	220	16.0	191	Ø410	8

### APPLICATION MODEL

- TH. 1989-on CXZ, CXM

### Type Rivet :

10 : 10 (12 X 6 X 15)



Material : Aluminium/Bronze/Steel  
Qty : 10


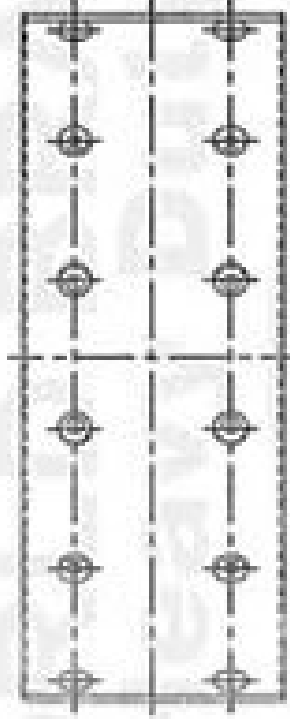
Rivets per Set : 136



**WORLD BRAKE**  
Heavy Duty  
GENUINE QUALITY PARTS

# ISUZU / FUTON

WORLD BRAKE



GENUINE QUALITY PARTS

**NKR 66 F/R**

Scale 1 : 3

Part No. : 5-87870028-0

Name	Width	Thickness	Length	Drum Dia.	Pos / Set
NKR 66 F/R	102	11.0	312	Ø320	4

**APPLICATION MODEL**

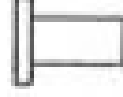
- NPR 68L

- NPR 400 Medium, Long

- NPS 300 (4x4)

**Type Rivet :**

(12 X 6 X 13)



Scale 1 : 1

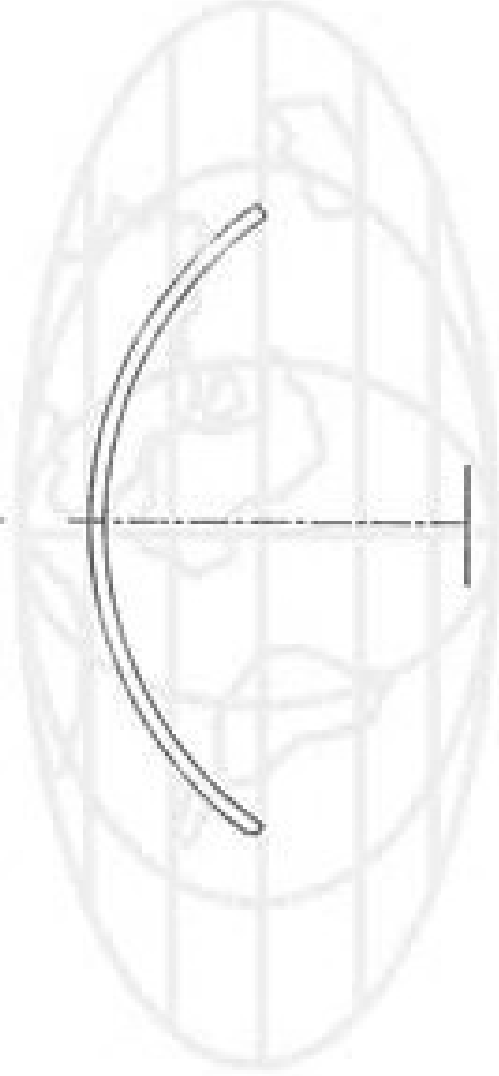
**Rivets per Set : 48**



**WORLD BRAKE**  
Heavy Duty  
GENUINE QUALITY PARTS

# ISUZU / FUTON

WORLD BRAKE  
Heavy Duty



GENUINE QUALITY PARTS

## TLD 53/TLD 54

Scale: 1:3

Part No. : 47115-435

Name	Width	Thickness	Length	Drum Dia.	Pos / Set
TLD 53/TLD 54	55	6.0	280	Ø300	4

### APPLICATION MODEL

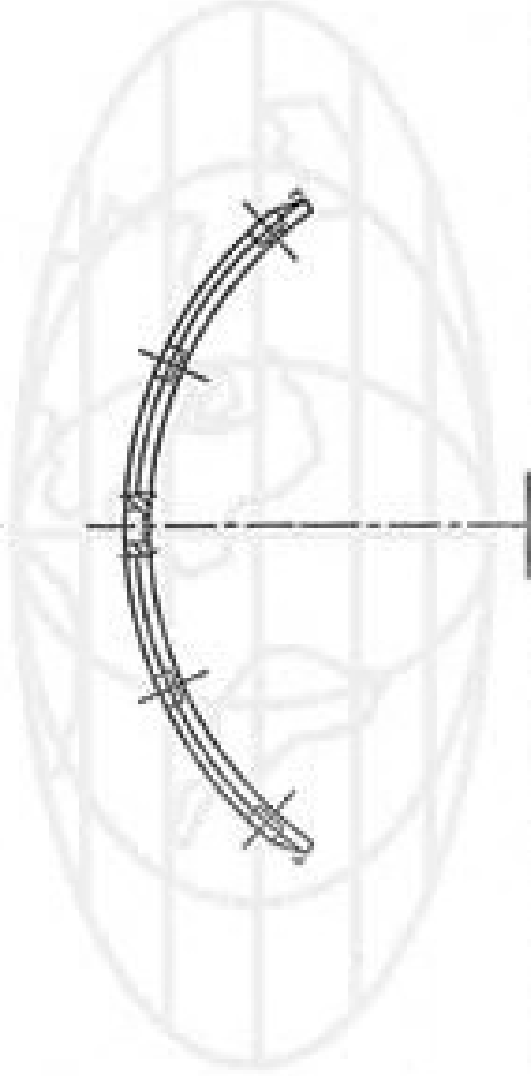
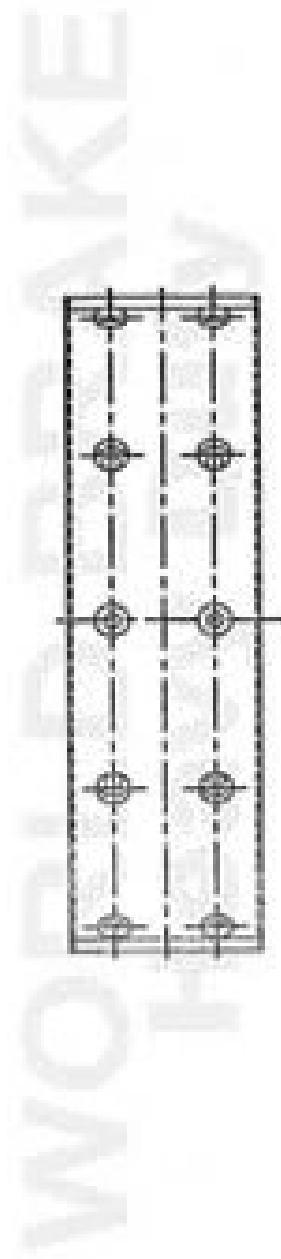
- Th. 1988~on NKR 150
- Th. 1985~87 NKR 3,3 Diesel

UNDRILLED

Scale 1:1

Rivets per Set : -

# ISUZU / FUTON



GENUINE QUALITY PARTS

## TLD 58 NEW

Scale 1 : 3

Part No. : 2-88300 002-0

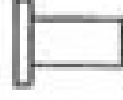
Name	Width	Thickness	Length	Drum Dia.	Pos / Set
TLD 58 NEW	75	9.5	289	Ø320	4

### APPLICATION MODEL

- Th. 1982~85 KS22,KS32
- Th. 1979~82 KS21
- Th. 1986~88 NPR 59P,PJ,Pr
- Th. 1985~88 NPR 59 LT
- Th. 1989~on NPR 400
- Th. 1989~on ELF NKR 58

### Type Rivet :

10 : 8 (12 X 6 X 13)



Material : Aluminium/Brass-Copper

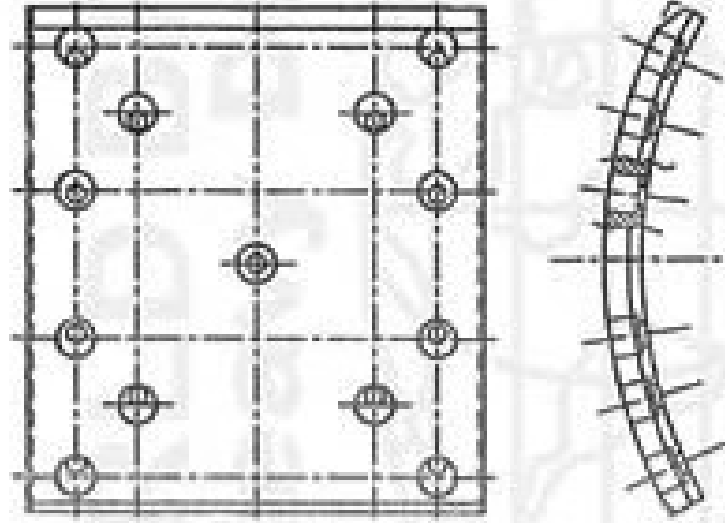
Scale 1 : 1

Rivets per Set : 40



**WORLD BRAKE**  
Heavy Duty  
GENUINE QUALITY PARTS

# ISUZU / FUTON



## TMK REAR OLD

Scale 1 : 3

Part No. : 3D-309-00


Name	Width	Thickness	Length	Drum Dia.	Pos / Set
TMK REAR OLD	178	14.5	191	Ø410	8

### APPLICATION MODEL

- Th. 1980~85 SPZ451,451S,581
- Th. 1973~81 SPZ Series
- Th. 1974~76 VPG 290
- Th. 1973~81 VPR Series
- Th. 1982~84 SHH Tywin Stear Bogle D.

### Type Rivet :

10 : 12 (12 X 6 X 16)



Material : Aluminium/Brass/Copper  
Scale 1 : 1

**Rivets per Set : 104**

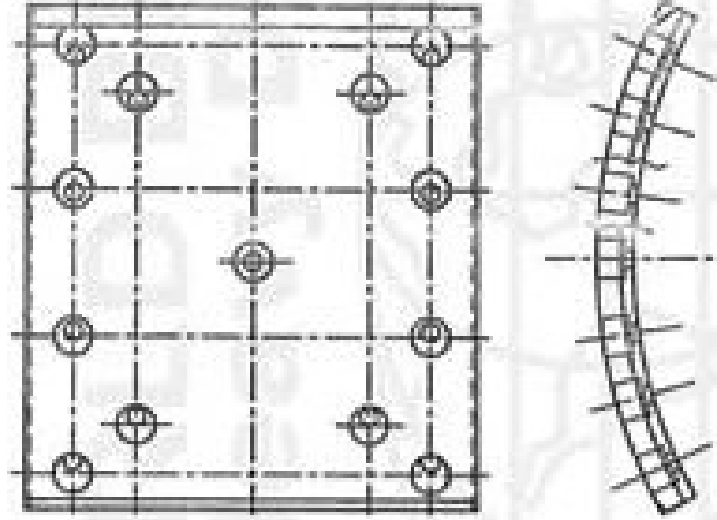


**WORLD BRAKE**  
**Heavy Duty**  
GENUINE QUALITY PARTS

GENUINE QUALITY PARTS

WORLD BRAKE  
Heavy Duty

# ISUZU / FUTON



## TMK REAR NEW

Scale 1 : 3

Part No. : 30-310-00


Name	Width	Thickness	Length	Drum Dia.	Pos / Set
TMK REAR NEW	178	14.5	191	Ø410	8

### APPLICATION MODEL

- Th. 1980~85 SPZ451,451S,581
- Th. 1973~81 SPZ Series
- Th. 1974~76 VPG 290
- Th. 1973~81 VPR Series
- Th. 1982~84 SHH Twin Steer Bogie D.

### Type Rivet :

10 : 12 (12 X 6 X 18)



Material : Aluminium/Brass/Copper  
Scale 1 : 1

Filvets per Set : 104




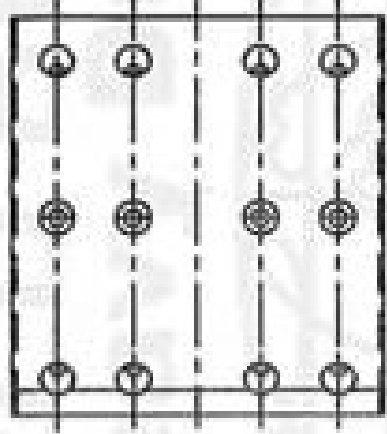
**WORLD BRAKE**  
Heavy Duty  
GENUINE QUALITY PARTS

GENUINE QUALITY PARTS

WORLD BRAKE  
Heavy Duty

# ISUZU / FUTON

WORLD BRAKE  
Heavy Duty



GENUINE QUALITY PARTS

## 5BG1 REAR

Scale 1 : 3

Part No. : 30-325-43


Name	Width	Thickness	Length	Drum Dia.	Pos / Set
5BG1 REAR	145	13.0	153	Ø320	8

### APPLICATION MODEL

- ISUZU 68G1

Type Rivet :

10 : 10 (12 X 6 X 15)



Material : Aluminium/Brass/Copper

Scale 1 : 1

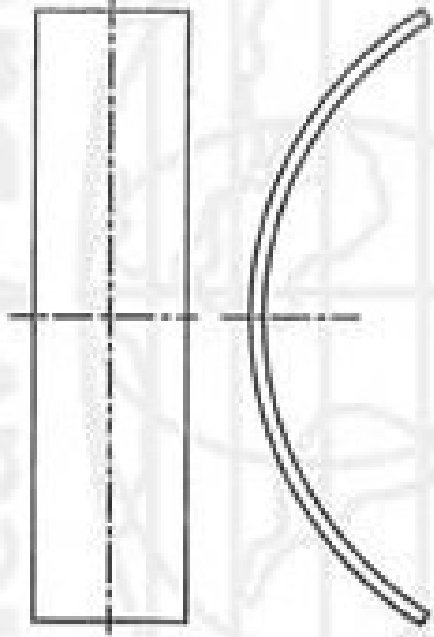
Rivets per Set : 80



WORLD BRAKE  
Heavy Duty  
GENUINE QUALITY PARTS

# ISUZU / FUTON

WORLD BRAKE  
Heavy Duty



GENUINE QUALITY PARTS

## HANDBRAKE / F654

Scale 1 : 3

Part No. : \*

Name	Width	Thickness	Length	Drum Dia.	Pos./Set
HANDBRAKE F/R	60	5.5	276	∅ 278	2

### APPLICATION MODEL

- ISUZU HANDBRAKE

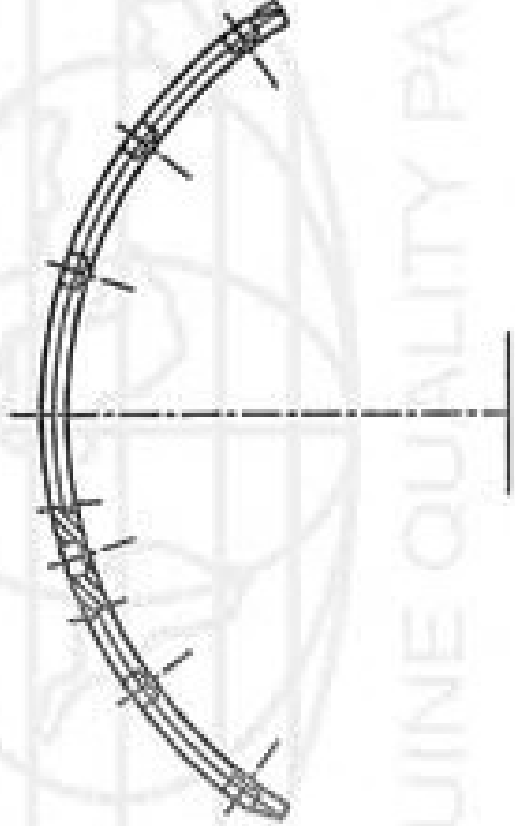
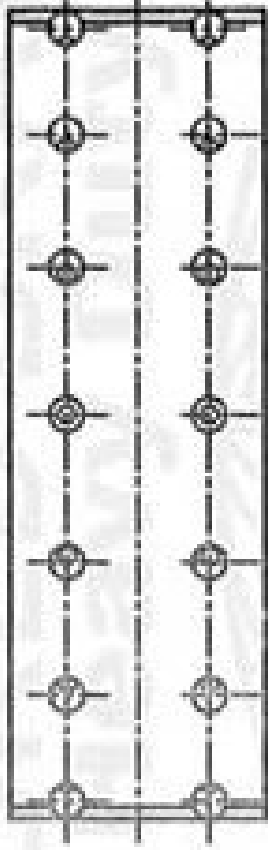
UNDRILLED

Rivets per Set : -



# ISUZU / FUTON

WORLD BRAKE



GENUINE QUALITY PARTS

## FSR 33 FRONT

Scale 1 : 3

Part No. : 30-330-60

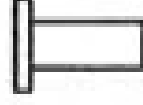
Name	Width	Thickness	Length	Drum Dia.	Pos / Set
FSR 33 FRONT R	100	12.5	358	Ø370	4

### APPLICATION MODEL

- ISUZU FSR 33

### Type Rivet :

10 : 10 (12 X 6 X 15)



Material : Aluminium/Bronze/Copper

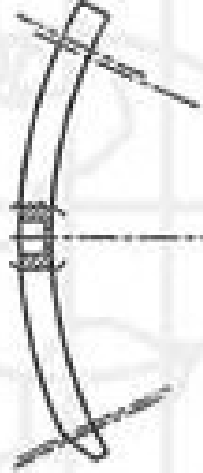
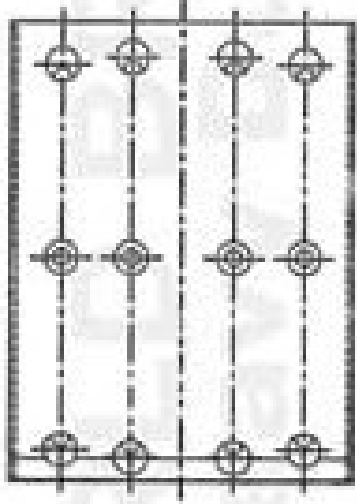
Scale 1 : 1

Rivets per Set : 56



**WORLD BRAKE**  
Heavy Duty  
GENUINE QUALITY PARTS

# ISUZU / FUTON



## FSR 33 REAR

Scale 1 : 3

Part No. : 30-331-80

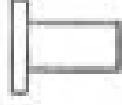
Name	Width	Thickness	Length	Drum Dia.	Pcs / Set
FSR 33 REAR	135	12.5	178	Ø370	8

### APPLICATION MODEL

- ISUZU FSR 33

### Type Rivet :

10 : Ø (12 X 6 X 12)



Material : Aluminum/Brass/Copper

Scale 1 : 1

Rivets per Set : 80





**WORLD BRAKE**  
Heavy Duty  
GENUINE QUALITY PARTS

GENUINE QUALITY PARTS

WORLD BRAKE  
Heavy Duty

# ISUZU / FUTON

WORLD BRAKE  
Heavy Duty



GENUINE QUALITY PARTS

## HANDBRAKE

Scale 1 : 3

Part No. : \*

Name	Width	Thickness	Length	Drum Dia.	Pos / Set
HANDBRAKE F/R	75	6	280	Ø 320	2

### APPLICATION MODEL

- ISUZU HANDBRAKE

UNDRILLED


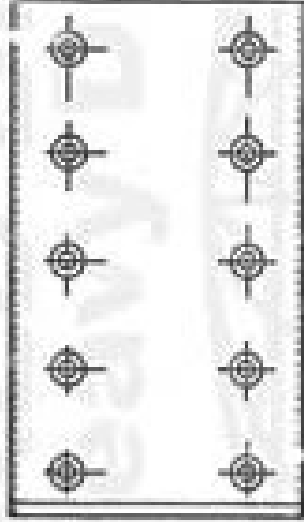
Rivets per Set : -



**WORLD BRAKE**  
Heavy Duty  
GENUINE QUALITY PARTS

# ISUZU / FUTON

WORLD BRAKE  
Heavy Duty



GENUINE QUALITY PARTS

## SKW NM

Scale 1 : 3

Part No. : 12-168-00


Name	Width	Thickness	Length	Drum Dia.	Pcs / Set
SKW NM	115	15.5	187	Ø410	8

### APPLICATION MODEL

- ISUZU SKW NM

Type Rivet :

10 : 12 (12 X 6 X 18)





Material : Aluminium/Brass/Copper  
Scale 1 : 1

Rivets per Set : 80



**WORLD BRAKE**  
Heavy Duty  
GENUINE QUALITY PARTS

# ISUZU / FUTON



GENUINE QUALITY PARTS

## FOTON 92.5 PS REAR

Scale 1 : 3

Part No. : 60402


Name	Width	Thickness	Length	Drum Dia.	Pos / Set
FOTON 92.5 PS FRONT	75	7.5	277	Ø300	4

### APPLICATION MODEL

- FOTON 92.5 PS FRONT

Type Rivet :

(9 X 4 X 13)



Scale 1 : 1

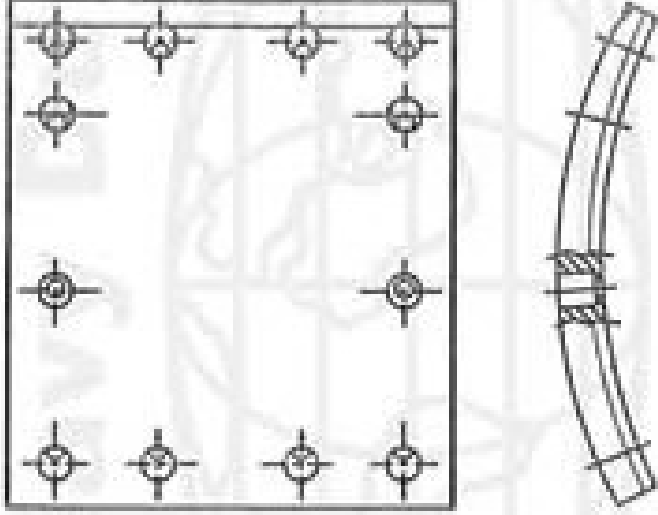
Rivets per Set : 48



**WORLD BRAKE**  
Heavy Duty  
GENUINE QUALITY PARTS

**IVECO**

**WORLD BRAKE**  
**Heavy Duty**



**GENUINE QUALITY PARTS**

**PAC 26**

Scale 1 : 3

Part No. : VO178-01


Name	Width	Thickness	Length	Drum Dia.	Pos / Set
PAC 26 F/R	178	17.1/13.5	189	Ø394	4

**APPLICATION MODEL**

- IVECO PAC 26

Type Rivet :

10 :10 (12 X 6 X 15)




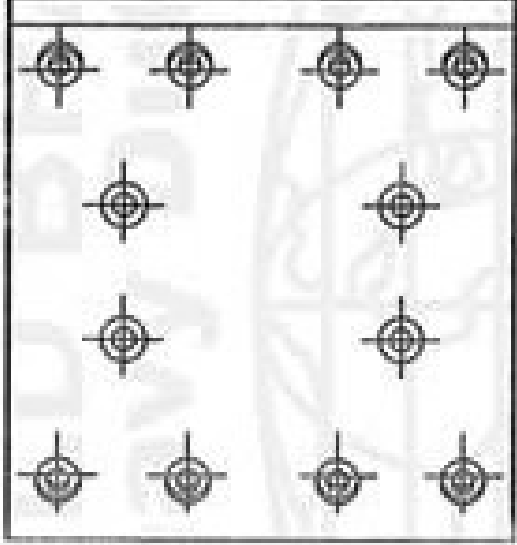
Material : Aluminium/Steel/Copper  
Scale 1 : 1

**Rivets per Set : 48**



**WORLD BRAKE**  
**Heavy Duty**  
GENUINE QUALITY PARTS

**WORLD BRAKE**  
**Heavy Duty**



**GENUINE QUALITY PARTS**

**HD TURBO**

Scale 1 : 3

Part No. : IV 200-01


Name	Width	Thickness	Length	Drum Dia.	Pos / Set
HD TURBO F/R	200	21.0/13.8	202	Ø430	8

**APPLICATION MODEL**

- IVECO HD TURBO 370.12.30

Type Rivet :

10 x18



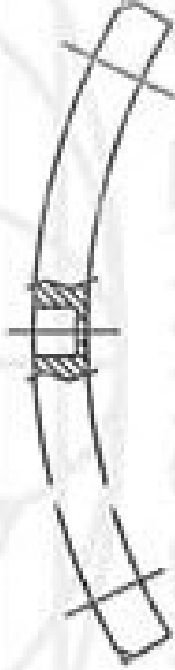
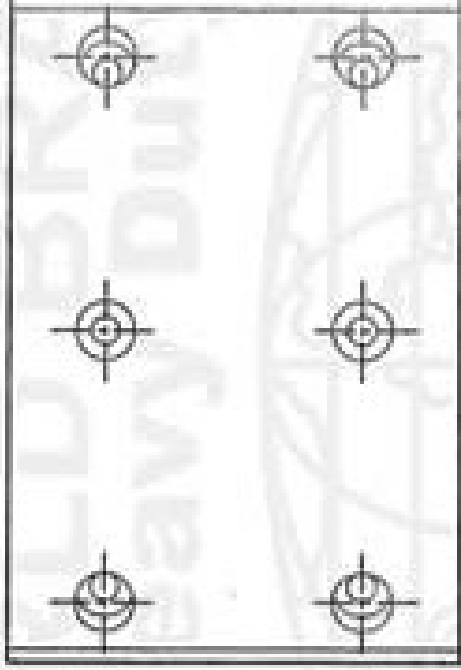
Material : Aluminium/Brass/Copper  
 Scale 1 : 1

**Rivets per Set : 96**



# KENWORTH

WORLD BRAKE  
Heavy Duty



GENUINE QUALITY PARTS

## VALEO KENWORTH 18mm 6 HOLE

Scale 1 : 3

Part No. : AX/19/1

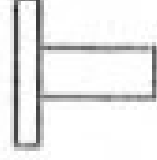
Name	Width	Thickness	Length	Drum Dia.	Pcs / Set
VALEO KENWORTH 18mm 6 HOLE	177	21.0	250	Ø 501	4

### APPLICATION MODEL

- KENWORTH LT 310

Type Rivet :

19 x 6.4



Material : Aluminium/Bress/Cc .pdf

Scale 1 : 1

Rivets per Set : 24

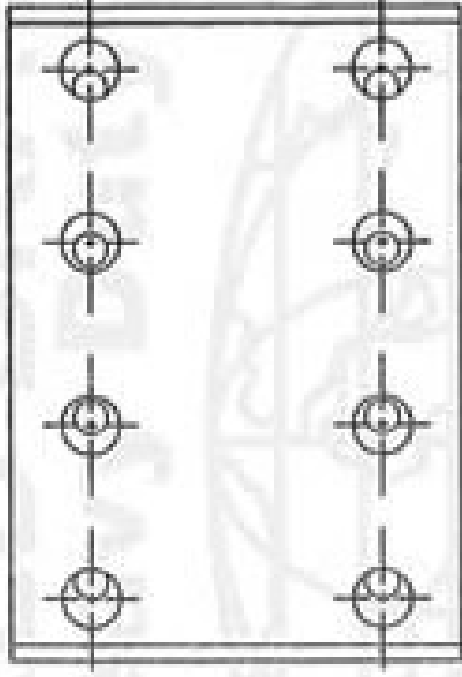


**WORLD BRAKE**  
Heavy Duty  
GENUINE QUALITY PARTS



# KENWORTH

# WORLD BRAKE



# GENUINE QUALITY PARTS

## VALEO KENWORTH 18mm 8 HOLE

Scale 1:3

Part No. : 4630


Name	Width	Thickness	Length	Drum Dia.	Post/Set
VALEO KENWORTH 18mm 8 H	178	18.5	247	Ø488.0	8

### APPLICATION MODEL

- KENWORTH C 500-200

Type Rivet :

B&N




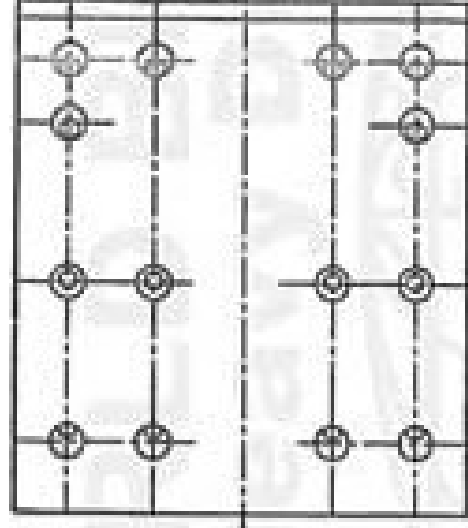
Material : Aluminium/Brass/Copper  
Scale 1:1

Rivets per Set : 64



**WORLD BRAKE**  
Heavy Duty  
GENUINE QUALITY PARTS

# KENWORTH



## KENWORTH C500-100R

Scale 1 : 3

Part No. : ILJ67/1


Part No.	Width	Thickness	Length	Drum Dia.	Pcs / Set
KENWORTH C500-100 REAR	170	18.5/10.5	185	Ø 419	4

### APPLICATION MODEL

- KENWORTH C500-100

Type Rivet :

10 : 10 (12 X 6 X 15)



Material : Aluminium/Brass/Copper  
Scale 1 : 1

Rivets per Set : 48



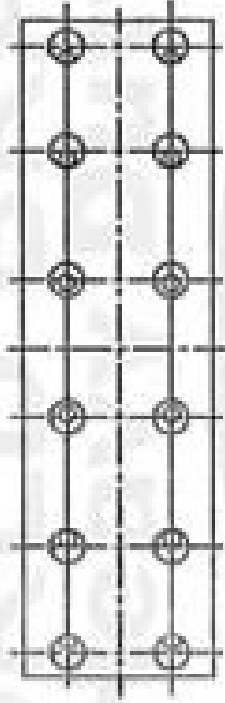
**WORLD BRAKE**  
Heavy Duty  
GENUINE QUALITY PARTS

GENUINE QUALITY PARTS

WORLD BRAKE  
Heavy Duty

# MAZDA

WORLD BRAKE



GENUINE QUALITY PARTS

## T 3000 F/R

Scale 1 : 3

Part No. : \*

Name	Width	Thickness	Length	Drum Dia.	Pos / Set
T 3000 F/R	75	8.3	285	Ø320	4

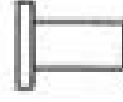
### APPLICATION MODEL

- Th. 1982~84 T 2000, T 3000, LWB

- Th. 1985~88 T 2600

### Type Rivet :

10 : 8 (12 X 6 X 12)



Material : Aluminum/Bress/Copper

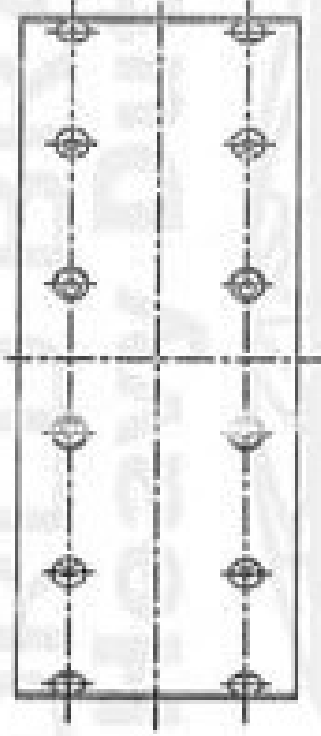
Scale 1 : 1

Rivets per Set : 48



**WORLD BRAKE**  
Heavy Duty  
GENUINE QUALITY PARTS

WORLD BRAKE  
Genuine Quality Parts



GENUINE QUALITY PARTS

## T 4000 / F-382

Scale : 3

Part No. : \*


Name	Width	Thickness	Length	Drum Dia.	# Riv / Set
T 4000 / F-382	110	10.5	310	Ø320	4

### APPLICATION MODEL

Type Rivet :

- Th. 1985~89 T 4100, T 3500 Turbo
- Th. 1988~91 T 3500 STD, LWB
- Th. 1992~On T 4600
- Th. 1989~On WG L7H, T1D, T7H

10 : 8 (12 X 6 X 12)



Material : Aluminium/Brass/Copper  
Scale : 1 : 1



Rivets per Set : 48



**WORLD BRAKE**  
Heavy Duty  
GENUINE QUALITY PARTS

# MAZDA

WORLD BRAKE



GENUINE QUALITY PARTS

**F-361**

Scale 1 : 3

Part No. : F-361

Name	Width	Thickness	Length	Drum Dia.	Pos / Set
F-361	90	8	292	Ø320	4


**APPLICATION MODEL**

- Th. 1980~ WE XC1, YO11

ZO11, 11, 14T, 17T

Type Rivet :

10 : 8 (12 X 6 X 13)



Scale 1 : 1

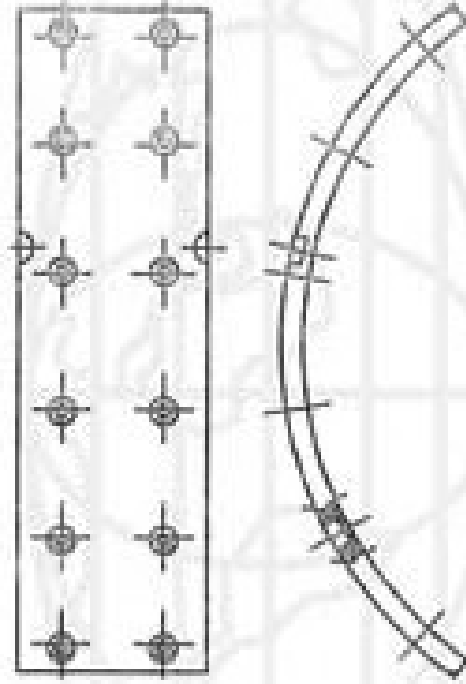
**Rivets per Set : 48**



**WORLD BRAKE**  
Heavy Duty  
GENUINE QUALITY PARTS

**MAZDA**

# WORLD BRAKE Heavy Duty



GENUINE QUALITY PARTS

## TITAN TRUCK 2.75 TON FRONT

Scale 1 : 3

Part No. : \*


Name	Width	Thickness	Length	Drum Dia.	Pls /Set
TITAN TRUCK 2.75 TON FRONT	75	8.5	290	Ø320	4

### APPLICATION MODEL

- WG64T HIGH DECK 2.75 TON

Type Rivet :

10 x 5



Material : Aluminium/Brass/Copper  
Scale 1 : 1

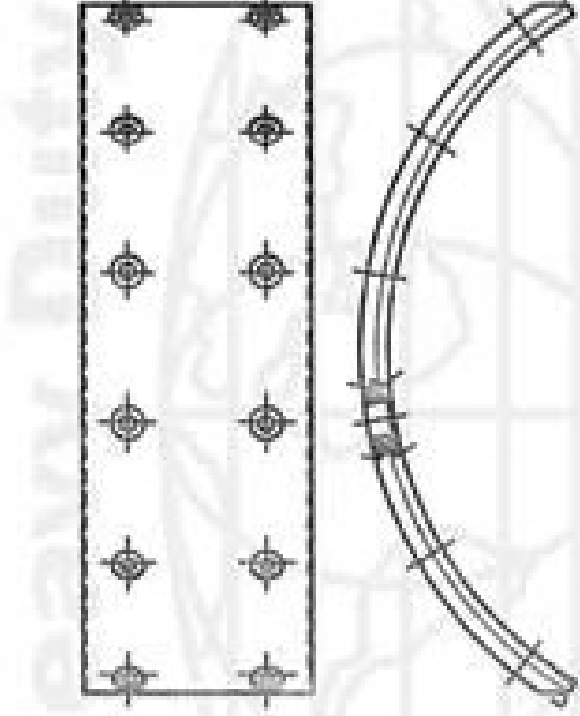
Rivets per Set : 48



**WORLD BRAKE**  
Heavy Duty  
GENUINE QUALITY PARTS

**MAZDA**

**WORLD BRAKE**



**GENUINE QUALITY PARTS**

**TITAN TRUCK 3.5 TON FRONT**

Scale 1 : 3

Part No. : •


Name	Width	Thickness	Length	Drum Dia.	Pos / Set
TITAN TRUCK 3.5 TON FRONT	90	11.0	312	Ø3320	4

**APPLICATION MODEL**

- WEL TW 17 FEET LENGTH DECK

**Type Rivet :**

10 : 12 (12 X 6 X 18)



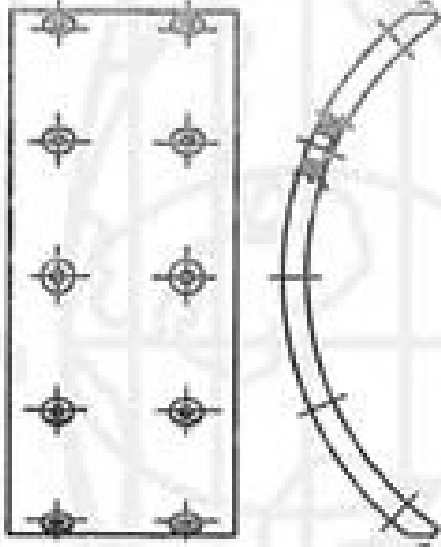
Material : Aluminium/Brass/Copper

Scale 1 : 1

**Rivets per Set : 48**

**MAZDA**

**WORLD BRAKE**  
**Heavy Duty**



GENUINE QUALITY PARTS

**TITAN TRUCK 1.5 TON FRONT**

Scale 1 : 3

Part No. : \*

Name	Width	Thickness	Length	Drum Dia.	Pcs / Set
<b>TITAN TRUCK 1.5 TON FRONT</b>	<b>90</b>	<b>9.5</b>	<b>232</b>	<b>Ø261</b>	<b>4</b>

**APPLICATION MODEL**

- WESAT 1.5 TON (DOUBLE REAR TIRE  
FULL WIDELOE DECK)

Tripa Rivet :

10 x 5



Material : Aluminium/Brass/Copper  
Scale 1 : 1

**Rivets per Set : 48**

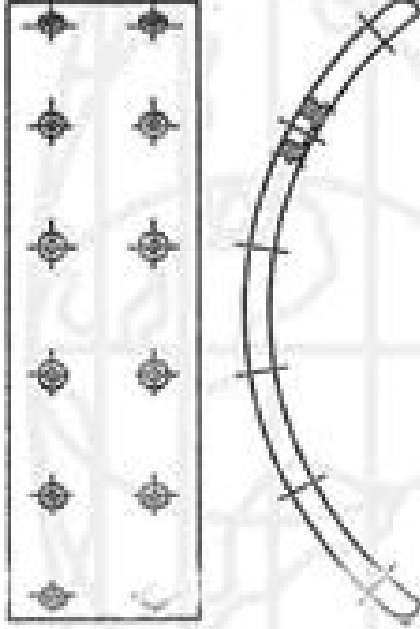


**WORLD BRAKE**  
**Heavy Duty**  
GENUINE QUALITY PARTS



**MAZDA**

# WORLD BRAKE Heavy Duty



GENUINE QUALITY PARTS

## TITAN TRUCK 2.75 TON REAR

Scale 1 : 3

Part No. : \*

Name	Width	Thickness	Length	Drum Dia.	Pos / Set
TITAN TRUCK 2.75 TON REAR	75	9.5	269	Ø300	4

APPLICATI 3IN MODEL

- WG64T HIGH DECK 2.75 TON

Type Rivet :

10 x 5



Material : Aluminium/Brass/Copper  
Scale 1 : 1

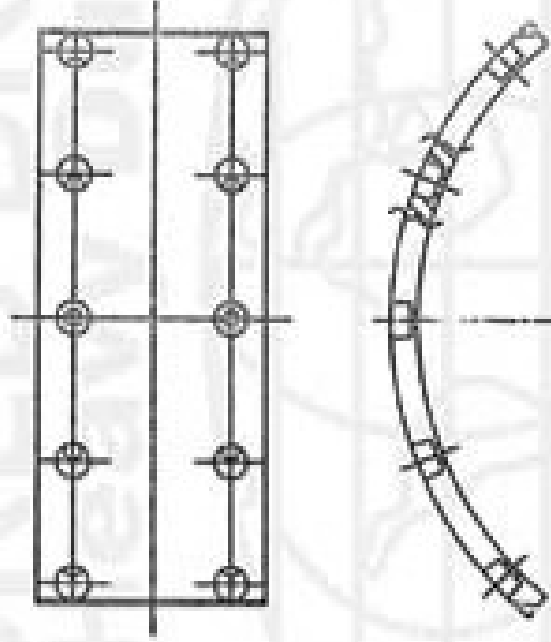
**Rivets per Set : 48**



**WORLD BRAKE**  
**Heavy Duty**  
GENUINE QUALITY PARTS

# MERCEDES BENZ / MAN

WORLD BRAKE  
Heavy Duty



GENUINE QUALITY PARTS

## 508 I FRONT


Scale 1 : 3

Part No. : ZN 940

Name	Width	Thickness	Length	Drum Dia.	Pos / Set
<b>508 I FRONT</b>	90	10.6	243	Ø300	4

### APPLICATION MODEL

- Th. 1967-77 808 LPa. Mod.
  - Th. 1977-83 809 LPa. Mod.  
811 LPa. Mod.
  - Th. 1970-79 813 LPa. Mod.
  - Th. 1970-79 913 LPa. Mod.  
1013 LPa. Mod., LPL
- Type Rivet :  
12 : 10 (14 X 8 X15)



Material : Aluminium/Steel/Copper  
Scale 1 : 1

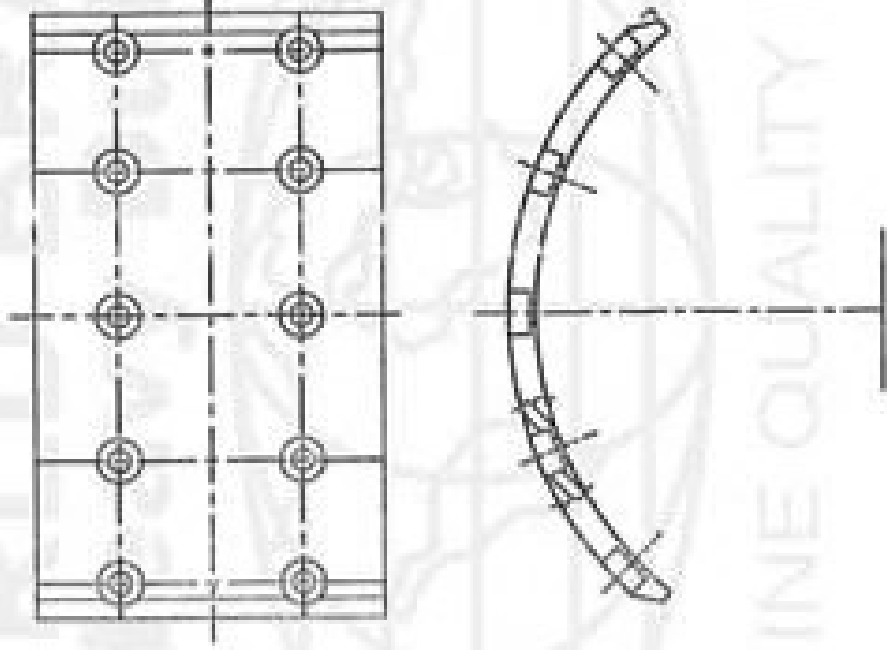
Rivets per Set : 40



**WORLD BRAKE**  
Heavy Duty  
GENUINE QUALITY PARTS

# MERCEDES BENZ / MAN

WORLD  
HEAVY



## 508 I REAR

Scale 1 : 3

Part No. : ZN-1120

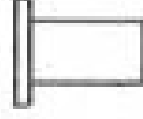
Name	Width	Thickness	Length	Drum Dia.	Pos / Set
508 I REAR	135	11.0	252	Ø300	4

### APPLICATION MODEL

- Th. 1967~77 808 LPa. Mod.
- Th. 1977~83 809 LPa. Mod.  
811 LPa. Mod.
- Th. 1970~79 813 LPa. Mod.
- Th. 1970~79 913 LPa. Mod.  
1013 LPa. Mod., LPL

### Type Rivet :

12:10 (14 X 8 X 18)



Material : Aluminium/Brass/Copper  
Scale 1 : 1

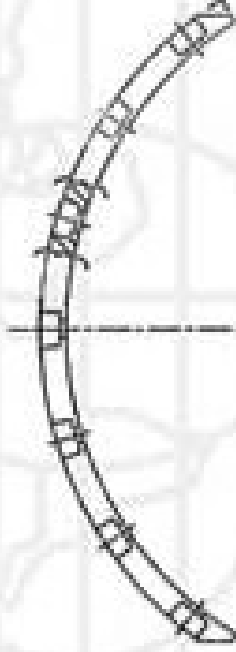
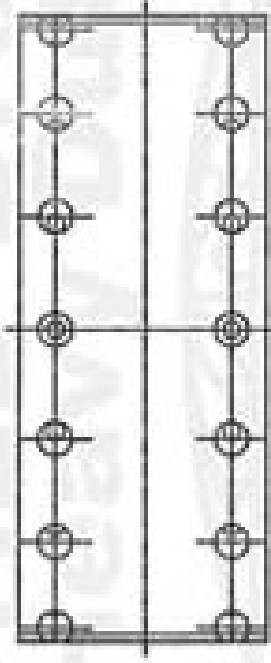
Rivets per Set : 40



**WORLD BRAKE**  
Heavy Duty  
GENUINE QUALITY PARTS

# MERCEDES BENZ / MAN

# WORLD BRAKE Heavy Duty



# GENUINE QUALITY PARTS

## 508 D LONG

Scale 1 : 3

Part No. : ZN-1130

Name	Width	Thickness	Length	Drum Dia.	Pcs / Set
<b>508 D LONG F/R</b>	<b>88</b>	<b>10.2</b>	<b>286</b>	<b>Ø300</b>	<b>4</b>

### APPLICATION MODEL

- Th. 1968 ~ L508DG
- Th. 1968 ~ L608LK
- Th. 1977 ~ 78 L608D  
L613D

Type Rivet :

10 : 10 (12 X 6 X 15)



NOTE :

- 1 SET consist 2 pcs long  
2 pcs short

Material : Aluminium/Brass/ Copper  
Scale 1 : 1

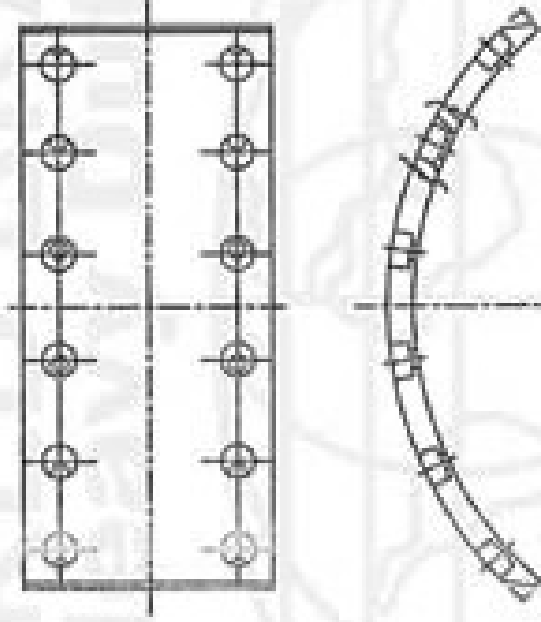
**Rivets per Set : 56**



**WORLD BRAKE**  
**Heavy Duty**  
GENUINE QUALITY PARTS

# MERCEDES BENZ / MAN

# WORLD BRAKE HEAVY DUTY



# GENUINE QUALITY PARTS

## 508 D SHORT

Scale 1 : 3

Part No. : ZN-1:40

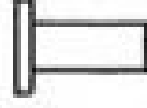
Name	Width	Thickness	Length	Drum Dia.	Pos / Set
508 D SHORT F/R	98	10.2	244	Ø300	4

### APPLICATION MODEL

- Th. 1968~ L508DG
- Th. 1968~ L608LK
- Th. 1977~78 L608D
- L613D

### Type Rivet :

10 : 10 (12 X 6 X 15)



### NOTE :

- 1 SET consist 2 pcs long  
2 pcs short

Material : Aluminium/Brass/Copper  
Scale 1 : 1

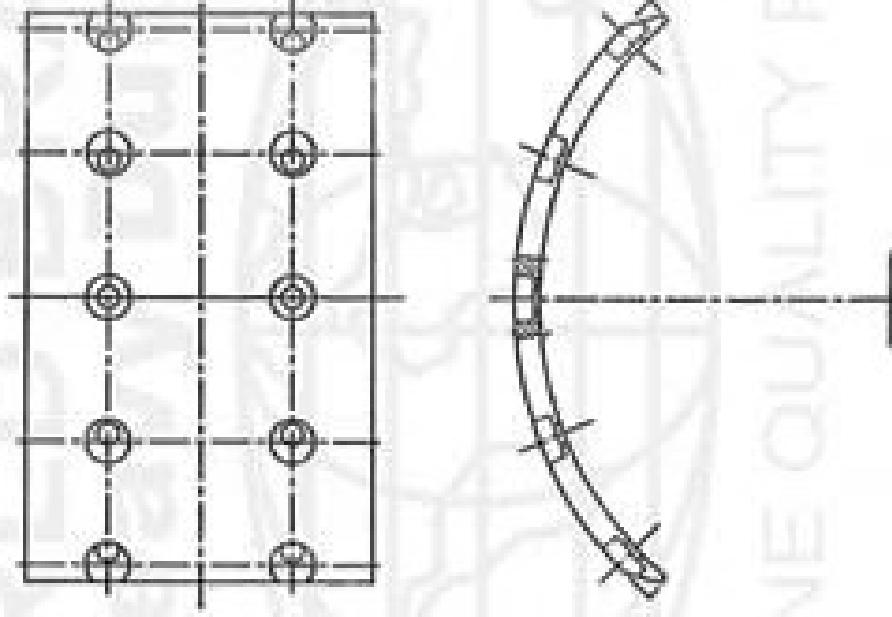
**Rivets per Set : 48**



**WORLD BRAKE**  
**Heavy Duty**  
GENUINE QUALITY PARTS

# MERCEDES BENZ / MAN

WORLD BRAKE  
Heavy Duty



GENUINE QUALITY PARTS

**813/808/818**

Scale 1 : 3

Part No. : ZN-1120

Name	Width	Thickness	Length	Drum Dia.	Pos./Set
<b>813/808/818 F/R</b>	<b>135</b>	<b>10.3</b>	<b>248</b>	<b>Ø300</b>	<b>2</b>

#### APPLICATION MODEL

- Th. 1977-78 L608D,L613D


- Th. 1967-77 808,809,811

813,913 LPa. Mod.

1013LP,LPL

#### Type Rivet :

12:10 (14 X 3. ( 15)



Material : Aluminium/Braz. ;Copper

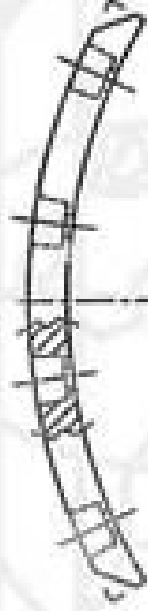
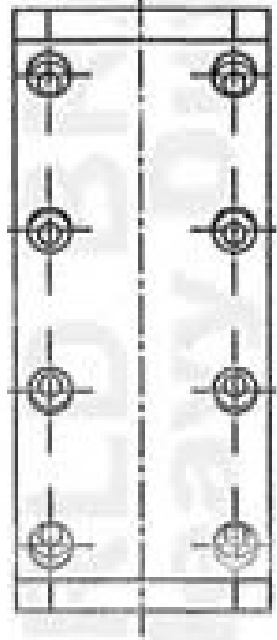
Scale 1 : 1

**Rivets per Set : 40**



**WORLD BRAKE**  
**Heavy Duty**  
GENUINE QUALITY PARTS

# MERCEDES BENZ / MAN



## LP-911 / L 911 FRONT

Scale 1 : 3

Part No. : ZN-1080


Name	Width	Thickness	Length	Drum Dia.	Pos./Set
LP-911 FRONT	100	15.3	213	Ø418	8

### APPLICATION MODEL

- Th. 1965~ 810LP
- Th. 1969~ 911 Ba. Mod.
- Th. 1963~ 1113B
- Th. 1963~ L 911

### Type Rivet :

12:10 (14 X 8 X 15)



Material : Aluminium/Brass/Copper  
Scale 1 : 1


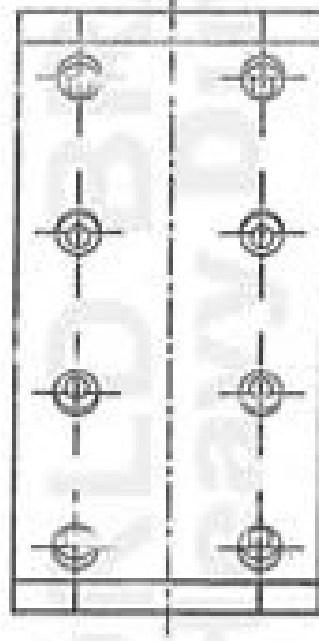
**Rivets per Set : 64**



**WORLD BRAKE**  
Heavy Duty  
GENUINE QUALITY PARTS

GENUINE QUALITY PARTS

WORLD BRAKE  
Heavy Duty



**L 911 REAR**

Scale 1 : 3

Part No. : ZN-1090


Name	Width	Thickness	Length	Drum Dia.	Pcs./Set
L-911 REAR	120	15.3	213	Ø416	6

**APPLICATION MODEL**

- Th. 1983~On Of 1113/45
- Of 1113/52
- Th. 1969~75 Of 1313, Of 1317
- L 911
- OF 1113 F/R

Type Rivet:

12:10 (14 X 8 X 15)



Material : Aluminium/Brass/Copper

Scale 1 : 1


**Quantity per Set : 64**





# MERCEDES BENZ / MAN

WORLD BRAKE



GENUINE QUALITY PARTS

**MB 700**

Scale 1 : 3

Part No. : \*

Name	Width	Thickness	Length	Drum Dia.	Pos./Set
MB 700 F/R	90	8.3	292	Ø320	4


**APPLICATION MODEL**

- Truck MB-700 F/R

- Truck MB-800 F/R

Type Rivet :

10 : 8 (12 X 6 X 12)


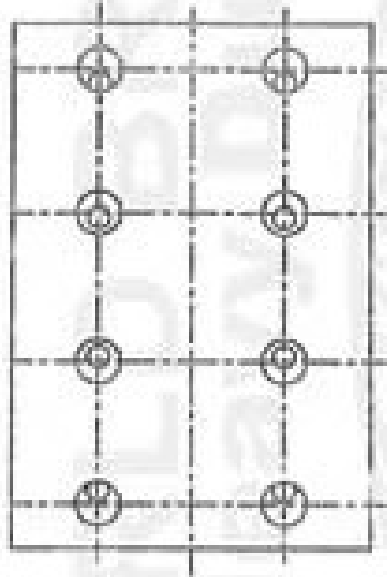


Scale 1 : 1

**Rivets per Set : 48**



**WORLD BRAKE**  
Heavy Duty  
GENUINE QUALITY PARTS



## OH 1413 F/R / LF 911 REAR

Scale 1 : 3

Part No. : ZN-1050


Name	Width	Thickness	Length	Drum Dia.	PCP /SET
OH 1413 F/R	140	15,7	213	£418	6

### APPLICATION MODEL

- Th. 1983--On OF 1113/45  
OF 1113/52
- Th. 1969--75 OF 1313, OF 1317
- Th. 1972--75 1418 L
- Th. 1975--87 1419
- Th. ~1971 1519 a Mod.
- Th. 1969--75 1517 a Mod.
- Th. 1967--87 1513 a Mod.
- Th. 1973--75 1424a Mod.
- LP 911 REAR

Type Rivet :

12:10 (14 X 6 X 15)



Material : Aluminium/Bronze/Copper  
Scale 1 : 1

Pin cts per Set : 64

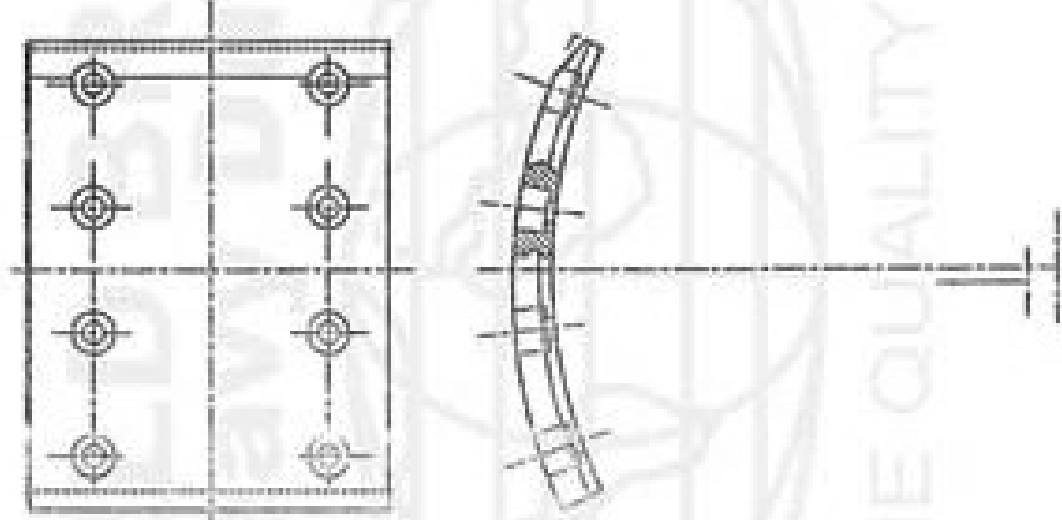


**WORLD BRAKE**  
Heavy Duty  
GENUINE QUALITY PARTS

GENUINE QUALITY PARTS

WORLD BRAKE  
Heavy Duty

# MERCEDES BENZ / MAN



## OH 917 FRONT

Scale 1 : 3

**Part No. : ZN-1160 / A6174230411 / 3464230710**  
**Bendix Part No.: MP / 30 / 1**

Name	Width	Thickness	Length	Drum Dia.	Pos./Set
OH 917 FRONT	143	17/11.8	178	Ø410	8

### APPLICATION MODEL

- Th. 1985~On OH 1316
- Th. 1983~On OH 113/52
- Th. 1968~75 OF 1313, CF 1317
- Th. 1975~86 1424 S, 1417 C
- Th. 1984~On 1414 K, 1417 C

1419, 1420 L, 1420 LS

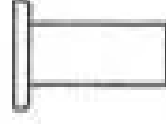
1422 L, S, LS, F

1425 S, LS

OH PRIMA KING

### Type Rivet :

12:12 (14 X 8 X 18)



Material : Aluminium/Bress/Copper

Scale 1 : 1


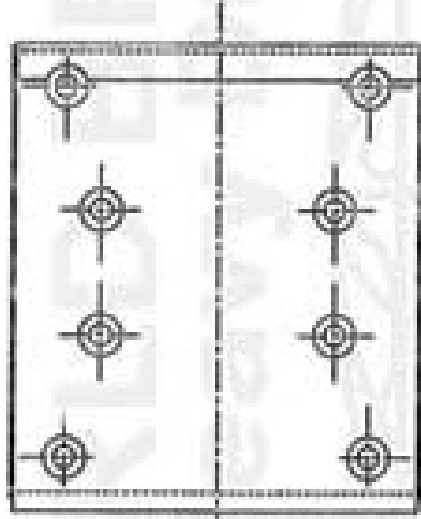
**Rivets per Set : 64**



**WORLD BRAKE**  
**Heavy Duty**  
GENUINE QUALITY PARTS

GENUINE QUALITY PARTS

WORLD BRAKE  
 Heavy Duty



Scale 1 : 3

## OH 917 REAR

Part No. : ZN-1170 / 3074210910  
 Bendix Part No.: MP / 74 / 1


Name	Width	Thickness	Length	Drum Dia.	Pos /Set
OH 917 REAR	162	17/11.8	178	Ø410	6

### APPLICATION MODEL

- Th. 1985--On OH 1316
- Th. 1983-88 OC 1617
- Th. 1986--On OH1418
- Th. 1986--On OHL 1622,1625,1628
- Th. 1980--88 1422 S,1425 S
- Th. 1981--88 2233 V Series
- Th. 1980--92 2224 (Rear Dual Axle)
- Th. 1975--90 2624,2626 ,2632
- Th. 1984--90 26385 S
- Th. 1989--On OH Prima Starliner Front

Type Rivet :

12:10 (14 X 8 X 16)



Material : Aluminum/Steel/Copper  
 Scale 1 : 1

Rivets per Set : 64


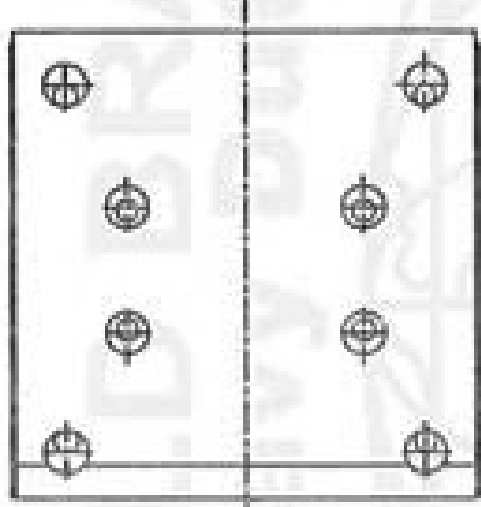


**WORLD BRAKE**  
 Heavy Duty  
 GENUINE QUALITY PARTS

GENUINE QUALITY PARTS

WORLD Heavy Duty BRAKE

# MERCEDES BENZ / MAN



## OH PRIMA REAR

Scale 1 : 3

Part No. : ZN-1180 / 3074230910 / 3464239710  
 Bendix Part No.: AF 134

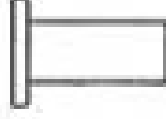
Name	Width	Thickness	Length	Drum Dia.	Pcs/Set
OH PRIMA REAR	183	17/11.8	178	Ø410	8

### APPLICATION MODEL

- Th. 1986--On OH 1418
- Th. 1986--On OH L1622,1625,1628,1630
- Th1982~84 1719 AK
- Th. 1974~89 LD 1924,LS 1924,1926
- Th. 1984~89 2222 K/32/33
- Th. 1994--On 1734/32,1734/36
- Th. 1993--On 2550 S,2656 S
- Th. 1989--On 2434/36
- MERCEDES BENZ, MAN

### Type Rivet :

12:12 (14 X 8 X 18)



Material : Aluminium/Brass/Copper  
 Scale 1 : 1


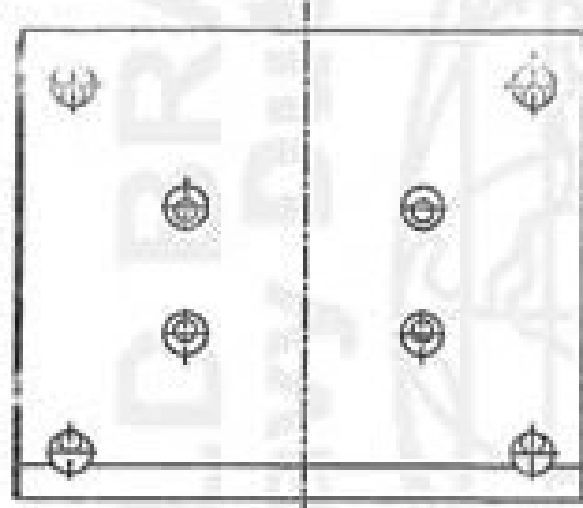
**Rivets per Set : 64**



**WORLD BRAKE**  
 Heavy Duty  
 GENUINE QUALITY PARTS

GENUINE QUALITY PARTS

WORLD Heavy Duty BRAKE



**OH PRIMA STARLINER REAR**

Scale 1 : 3

Part No. : ZN-1190 / 6594233910  
 Bendix Part No.: MP / 36 / 1

Name	Width	Thickness	Length	Drum Dia.	Pos / Set
OH PRIMA STARLINER REAR	223	17/11.8	178	Ø410	8

**APPLICATION MODEL**

- TH. 1989 ~ OH 1722 S,L,K

- TH. 1989 ~ OH 1726 AK

- TH. 1989 ~ OH 1726,S,L,LK

- TH. 1989 ~ OH 1729,S,L,K

- TH. 1989 ~ OH 1735,S,L,LK

- TH. 1989 ~ OH 1748,S,L,LS

- TH. 1989 ~ OH 1729 A,AS,AK

- ~ OH 1525

- ~ OH 1521

Type (Rivet):

12:12 (14 X 8 X 16)




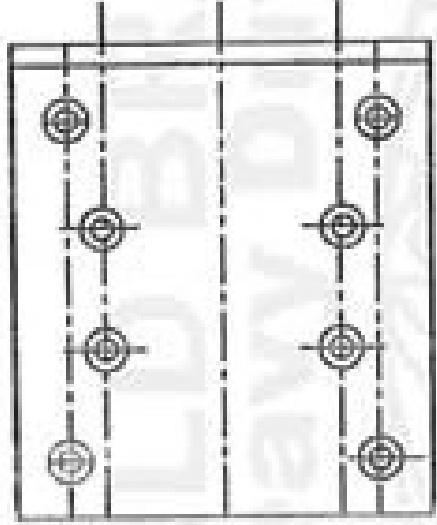
Material : Aluminum/Brass/Copper

Scale: 1 : 1

**Rivets per Set : 84**



# MERCEDES BENZ / MAN



**1625 FS**

Scale 1 : 3

Part No. : **ZN 1210 (19 79)**

Part No.	Width	Thickness	Length	Drum Dia.	Pos / Set
<b>1625 FS</b>	<b>163</b>	<b>16.5/14</b>	<b>178</b>	<b>Ø410</b>	<b>4</b>

### APPLICATION MODEL

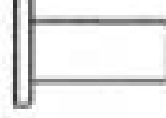
G. A. walter/neoplan (D),

Daimler-Benz (D),

MAN (D)

### Type Rivet :

7.6 x 26



### NOTE :

1 SET consist of 4 pcs FL

4 pcs FS

Material : Aluminium/Brass/Copper

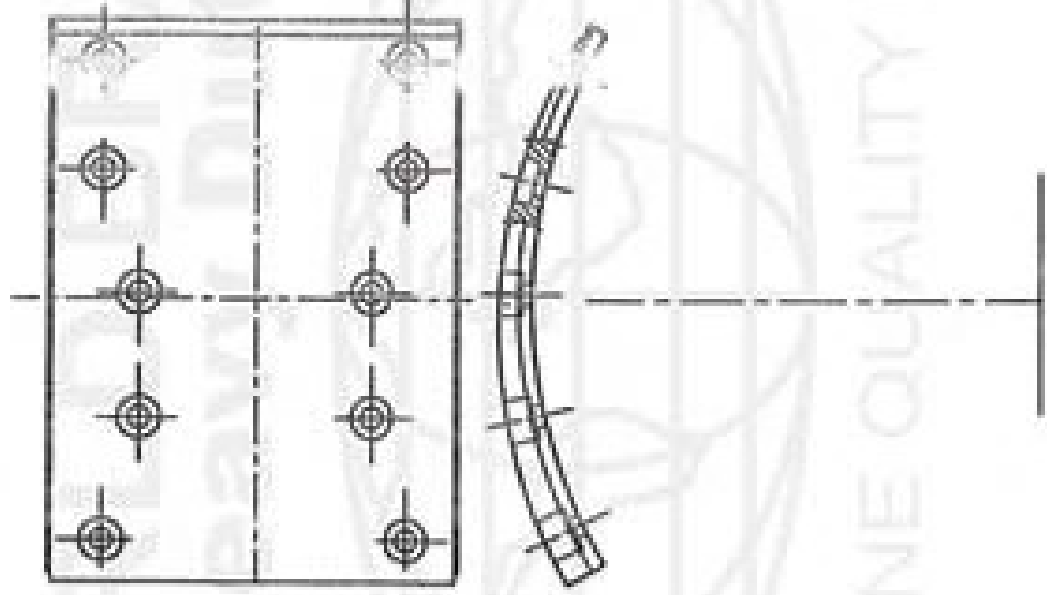
Scale 1 : 1

**Rivets per Set : 32**



**WORLD BRAKE**  
**Heavy Duty**  
GENUINE QUALITY PARTS

# MERCEDES BENZ / MAN



**1625 FL**

Scale 1 : 3

**Part No. : ZN 1200 (19 580)**


Name	Width	Thickness	Length	Drum Dia.	Pcs /Set
<b>1625 FL</b>	<b>163</b>	<b>16.5/8</b>	<b>217</b>	<b>Ø410</b>	<b>4</b>

**APPLICATION MODEL**

G. Auwärter/hooplán (D),  
 Daimler-Benz (D),  
 MAN (D)

Type Rivet :

7.6 x 26



**NOTE :**

1 SET consist of 4 pcs FL  
 4 pcs FS

Material : Aluminium/Brass/Copper  
 Scale: 1 : 1

**Rivets per Set : 40**



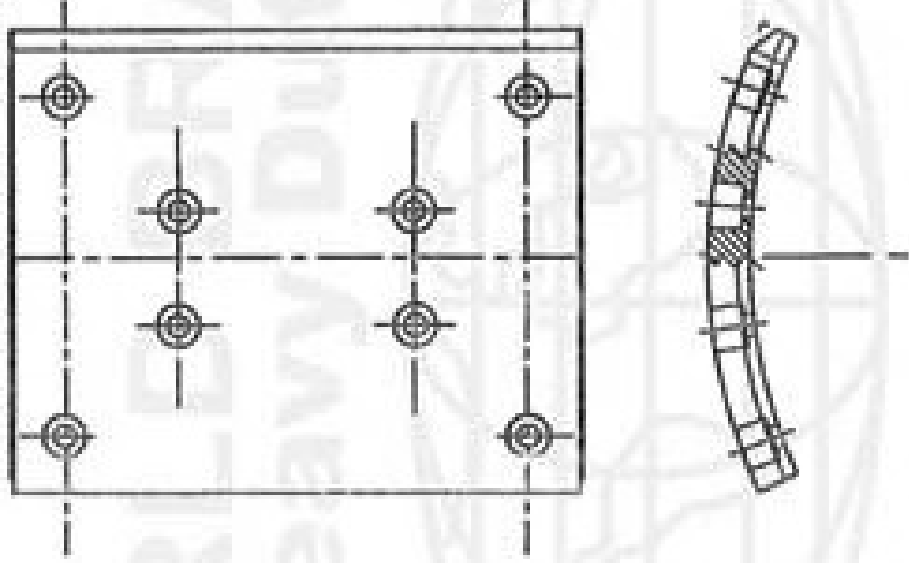
**WORLD BRAKE**  
**Heavy Duty**  
 GENUINE QUALITY PARTS

GENUINE QUALITY PARTS

WORLD BRAKE  
 Heavy Duty



# MERCEDES BENZ / MAN



**1625 RS**

Scale 1 : 3

Part No. : ZN 1230 (10 581)

Name	Width	Thickness	Length	Drum Dia.	Pcs / Set
1625 RS	223	16.9/15	178	Ø410	4

#### APPLICATION MODEL

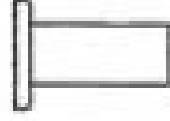
G. Auwärter/Isoplan (D),

Daimler-Benz (D),

MAN (D)

Type Rivet :

7.6 x 26



NOTE :

1 SET consist of 4 pcs RL

4 pcs RS

Material : Aluminium/Brass/Copper

Scale 1 : 1

**Rivets per Set : 32**

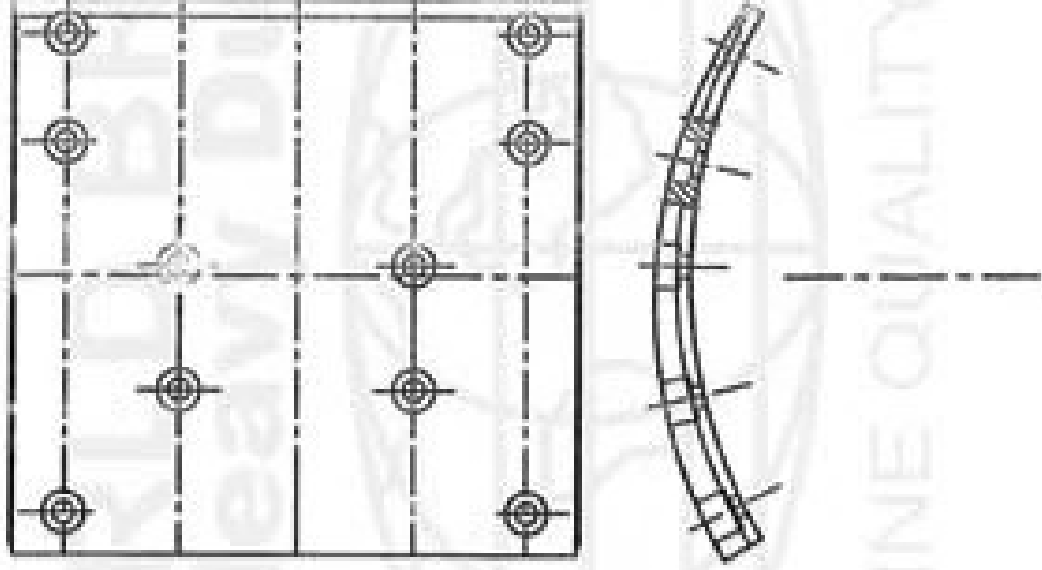


**WORLD BRAKE**  
**Heavy Duty**  
GENUINE QUALITY PARTS

GENUINE QUALITY PARTS

WORLD BRAKE  
Heavy Duty

# MERCEDES BENZ / MAN



## 1625 RL

Scale 1 : 3

Part No. : ZN 1220 (10 503)


Name	Width	Thickness	Length	Drum Dia.	Pcs / Set
<b>1625 RL</b>	<b>223</b>	<b>16.9/0</b>	<b>215</b>	<b>64/10</b>	<b>4</b>

### APPLICATION MODEL

G. Auwärter/neoplan (D),  
Daimler-Benz (D),  
MAN (D)

Type Rivet :

7,6 x 28



### NOTE :

1 SET consist of 4 pcs RL  
4 pcs RL

Material : Aluminum/Brass/Copper  
Scale 1 : 1

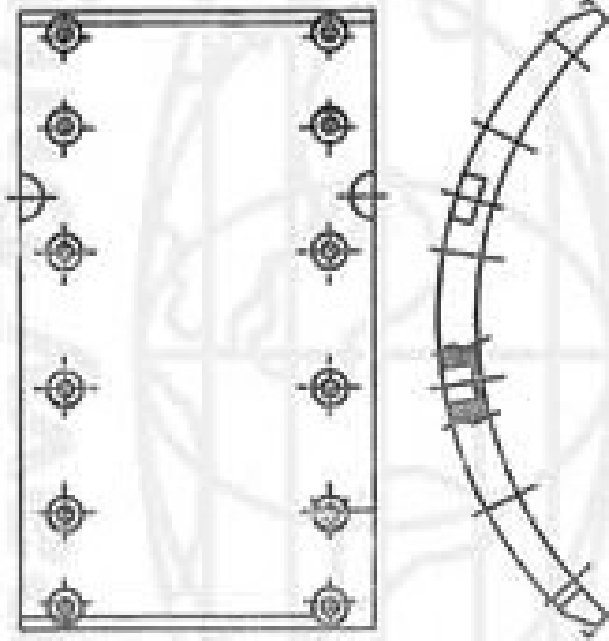
**Rivets per Set : 40**



**WORLD BRAKE**  
Heavy Duty  
GENUINE QUALITY PARTS

# MERCEDES BENZ / MAN

WORLD BRAKE



GENUINE QUALITY PARTS

OF 8000

Scale 1 : 3

Part No. : -


Name	Width	Thickness	Length	Drum Dia.	Pos / Set
OF 8000	140	12/15/12	178	Ø262	4

APPLICATION MODEL

- MERCEDES BENZ OF 8000

Type Rivet :

(12 X 6 X 15)



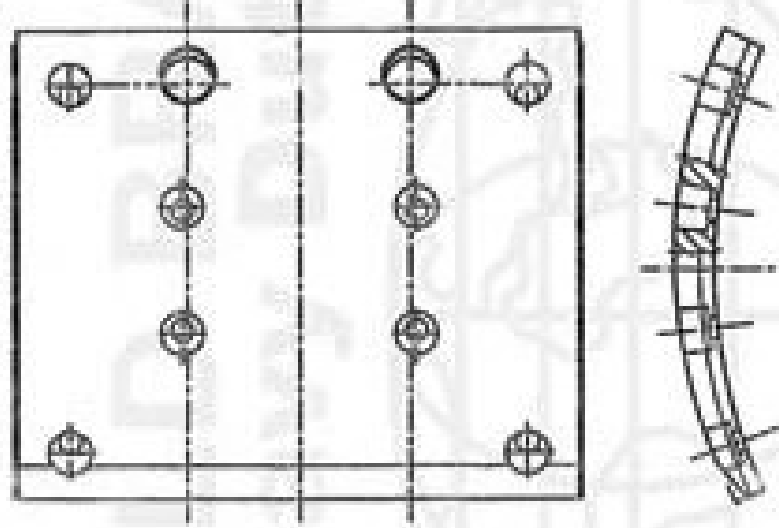
Material : Aluminium/Brass/Copper

Scale 1 : 1

Rivets per Set : 48



**WORLD BRAKE**  
Heavy Duty  
GENUINE QUALITY PARTS



**OH PRIMA STARLINER REAR + 2 Big Hole** Scale 1:3

Part No. : ZN-1190

Name	Width	Thickness	Length	Drum Dia.	Pos / Set
OH PRIMA STARLINER REAR	223	17/11,8	178	Ø410	8

**APPLICATION MODEL**

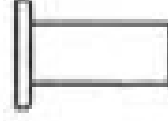
- FH. 1989 ~ OH 1722 S,L,K
- FH. 1989 ~ OH 1726 AK
- FH. 1989 ~ OH 1726,S,L,LK
- FH. 1989 ~ OH 1729,S,L,K
- FH. 1989 ~ OH 1735,S,L,LK
- TH. 1989 ~ OH 1748,S,L,LS
- TH. 1989 ~ OH 1729 A,AS,AK

- -- OH 1525

- -- OH 1521

**Type Rivet :**

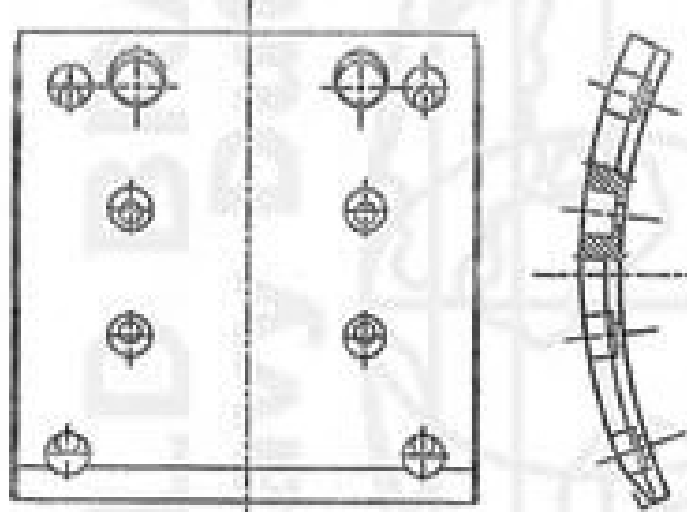
12:12 (14 X 8 X 16)



Material : Aluminium/Brass/Copper  
Scale 1:1

**Rivets per Set : 64**





## OH PRIMA REAR + 2 BIG HOLE

Scale 1 : 3

Part No. : ZN-1180


Name	Width	Thickness	Length	Drum Dia.	Pcs./Set
OH PRIMA REAR + 2 BIG HOLE	183	17/11.8	178	Ø410	8

### APPLICATION MODEL

- Th. 1986--On OH 1418
- Th. 1986--On OH L1622,1625,1628,1630
- Th1982~84 1719 AK
- Th. 1974~89 LD 1924,LS 1924,1926
- Th. 1984~89 2222 K/32/33
- Th. 1994--On 1734/32,1734/36
- Th. 1993--On 2550 S,2656 S
- Th. 1989--On 2434/36
- MERCEDES BENZ, MAN

### Type Rivet :

12:12 (14 X 8 X 18)


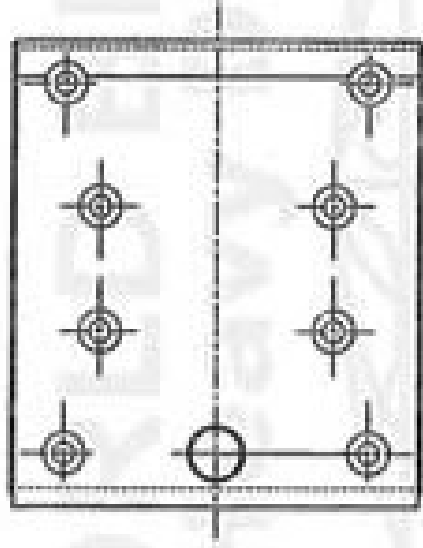


Material : Aluminium/Brass/Copper  
Scale 1 : 1

Rivets per Set : 64



**WORLD BRAKE**  
Heavy Duty  
GENUINE QUALITY PARTS



Scale 1 : 3

## OH 917 REAR + 1 BIG HOLE


Part No. : ZN-1170

Name	Width	Thickness	Length	Drum Dia.	Pos / Set
OH 917 REAR	162	17/11.8	173	Ø410	8

### APPLICATION MODEL

Type Rivet :  
12:10 (14 X 8 X 15)

- Th. 1985--On OH 1316
- Th. 1983--88 OC 1617
- Th. 1986--On OH1418
- Th. 1986--On OHL 1622,1625,1628
- Th. 1980--88 1422 S,1425 S
- Th. 1981--88 2233 V Series
- Th. 1980--92 2224 (Rear Dual Axle)
- Th. 1975--90 2624,2626 ,2632
- Th. 1984--90 26385 S
- Th. 1989--On OH Prima Starliner Front



Material : Aluminium/Breast/Copper  
Scale 1 : 1

Rivets per Set : 64



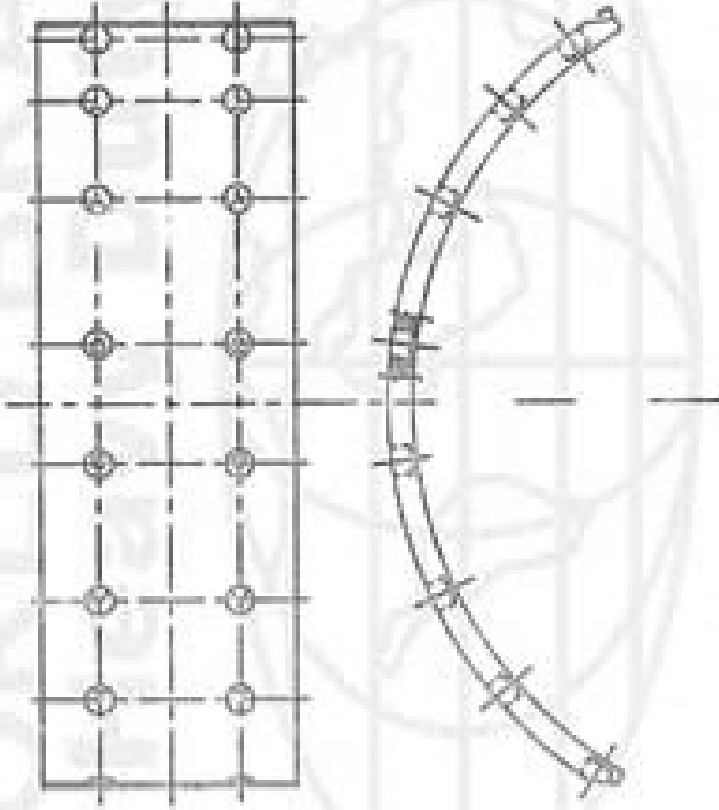
**WORLD BRAKE**  
Heavy Duty  
GENUINE QUALITY PARTS

GENUINE QUALITY PARTS

WORLD Heavy Duty BRAKE

# MERCEDES BENZ / MAN

WORLD BRAKE



GENUINE QUALITY PARTS

## JP-9

Scale 1:3

Part No. : 17 488 (ZSV 800)


Name	Width	Thickness	Length	Drum Dia.	Pos / Set
JP-9 F/R	100	10	349	Ø	4

### APPLICATION MODEL

- Th. 1967~ Teckel (Type US 509)
- Th. 1969~ 10 K, 20 K, 30 K
- Th. 1970~ 77 K, 77 KB
- Th. 1972~ 600 KB, 680 KB
- Th. 1974~ JP 19
- Th. ~1980 130 B6-B11

Type Rivet :

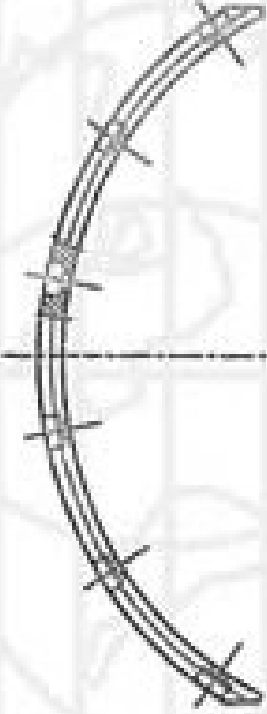

7 : 9 (9 x 4 x 13)



Material : Aluminium/Brass/Copper  
Scale 1:1

Rivets per Set : 64

WORLD BRAKE



GENUINE QUALITY PARTS

**CD FE111/PS 100**

Scale 1 : 3

Part No. : MB-162517

Name	Width	Thickness	Length	Drum Dia.	Pos / Set
CD FE 111/PS 100 F/R	75	9.5	325	Ø320	4


**APPLICATION MODEL**

- FE 73 / PS 110

- FE 73 HD / PS 110

Type Rivet :

10 : 8 (12 X 6 X 12)



Material : Aluminium/Brass-Copper

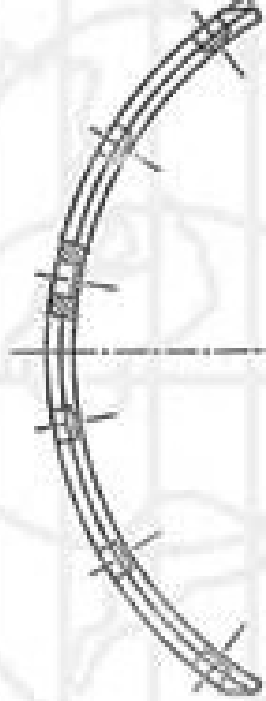

Scale 1 : 1

**Rivets per Set : 48**





# WORLD BRAKE



# GENUINE QUALITY PARTS

## CD FE119/PS 120

Scale 1 : 3

Part No. : MC-332810


Name	Width	Thickness	Length	Drum Dia.	Pos / Set
CD FE 119 / PS 120 F/R	80	10.5	312	Ø320	4

### APPLICATION MODEL

- FE 119
- FE 349
- FE 349 HD

### Type Rivet :

10 : 8 (12 X 6 X 12)



Material : Aluminium/Brass/Copper

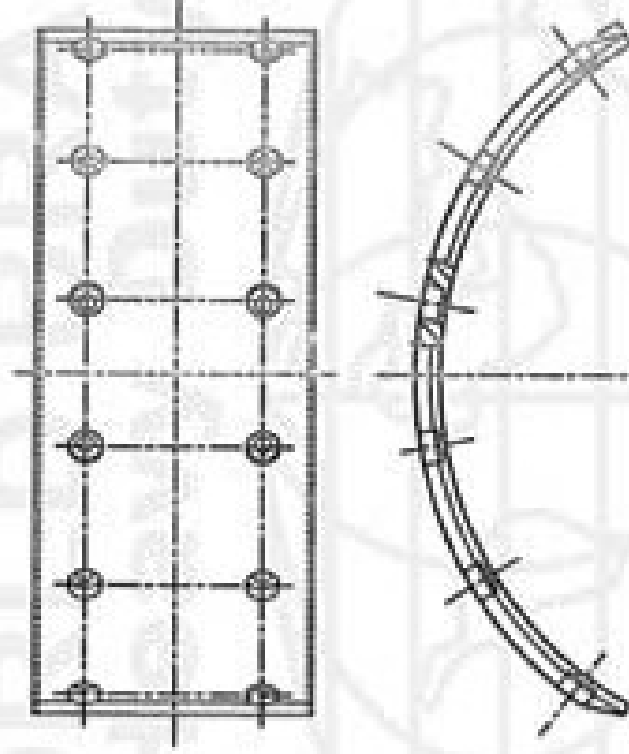
Scale 1 : 1

Rivets per Set : 48



**WORLD BRAKE**  
Heavy Duty  
GENUINE QUALITY PARTS

WORLD BRAKE



GENUINE QUALITY PARTS

## FE 447/PS 135

Scale 1 : 3

Part No. : MK-321243


Name	Width	Thickness	Length	Drum Dia.	Pos / Set
FE 447/PS 135 F/R	110	10.2	312	Ø320	4

### APPLICATION MODEL

- FE 447 / PS 135
- FE 74 / PS 125
- FE 74 HD / PS 125
- FE 75 / PS 136
- FE 84 / PS 136

### Type Rivet :

10 : 8 (12 X 6 X 12)



Material : Aluminium/Brass/Copper  
Scale 1 : 1

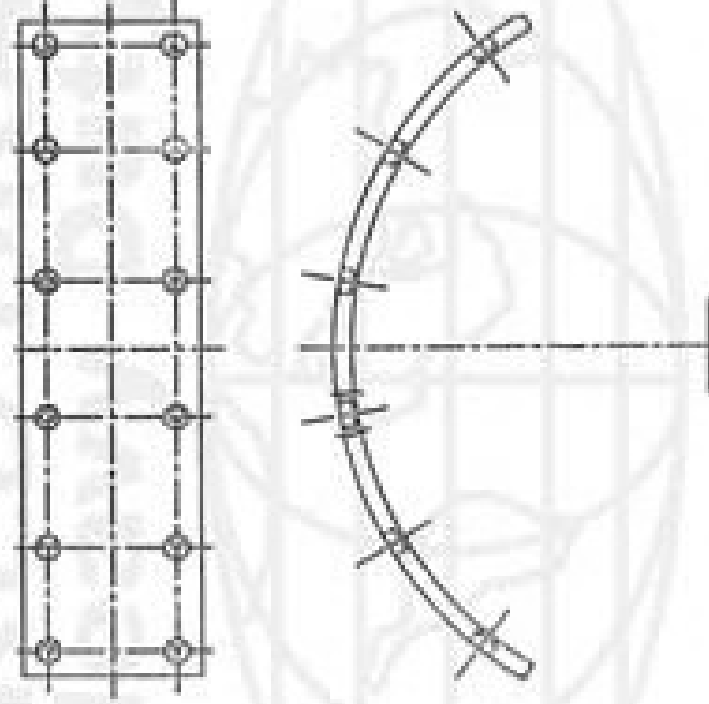
Rivets per Set : 48



**WORLD BRAKE**  
Heavy Duty  
GENUINE QUALITY PARTS

**MITSUBISHI**

**WORLD BRAKE**



**GENUINE QUALITY PARTS**

**CD T-210 FRONT**

Scale 1 : 3

Part No. : MB-060222

Name	Width	Thickness	Length	Drum Dia.	Pos / Set
CD T-210 F	70	7.0	300	Ø300	4

**APPLICATION MODEL**

- FE 304 / PS 100

- FE 71 / PS 110

- CDT 210

Type Rivet :

7 : 9 (9 X 4 X 13)



Material : Aluminium/Brass/Copper  
Scale 1 : 1

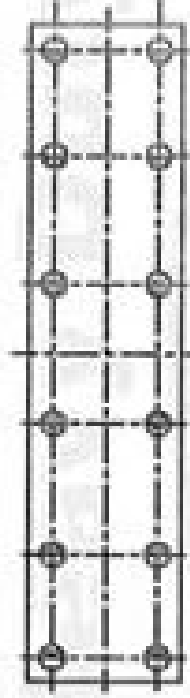
**Rivets per Set : 48**



**WORLD BRAKE**  
**Heavy Duty**  
GENUINE QUALITY PARTS

**MITSUBISHI**

**WORLD BRAKE**



**GENUINE QUALITY PARTS**

**CD T-210 REAR**

Scale 1 : 3

Part No. : T-116-118

Name	Width	Thickness	Length	Drum Dia.	Pcs / Set
CD T-210 R	60	7	300	Ø300	4

**APPLICATION MODEL**


- CD T210

- FE 304 / PS 100

- FE 71 / PS 110

Type Rivet :

7 : 9 (9 X 4 X 13)



Material : Aluminium/Bronze/Copper

Scale 1 : 1

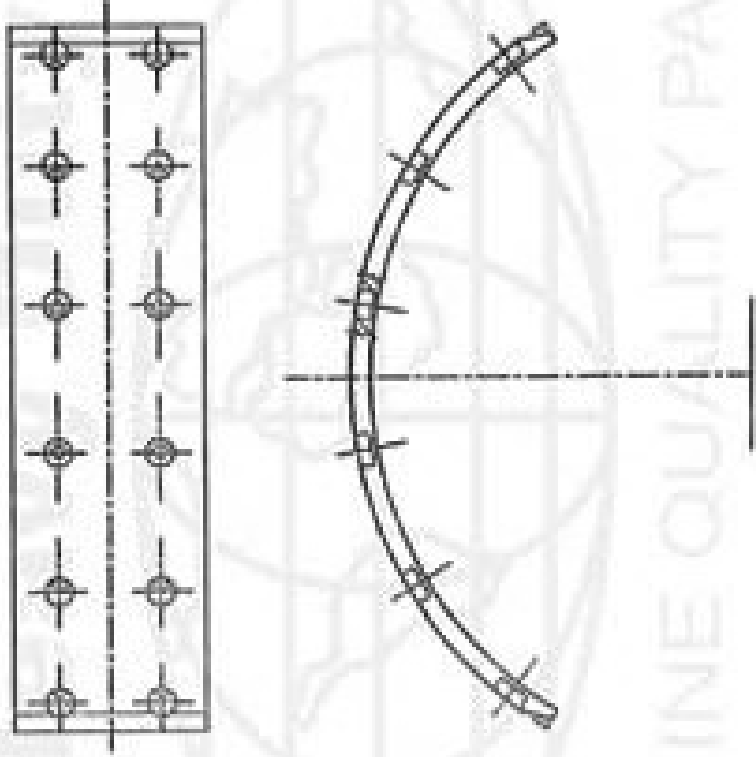
**Rivets per Set : 48**



**WORLD BRAKE**  
Heavy Duty  
GENUINE QUALITY PARTS

**MITSUBISHI**

**WORLD BRAKE**



**GENUINE QUALITY PARTS**

**ROSA**

Scale 1 : 3

Part No. : MC-832305

Name	Width	Thickness	Length	Drum Dia.	Pos / Set
ROSA F/R	75	8.0	315	Ø 320	4

APPLICATION MODEL

Type Rivet :

7 : 9 (9 X 4 X 13)



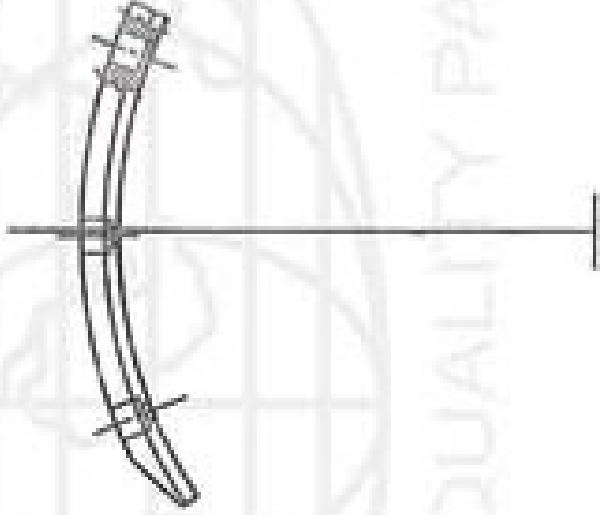
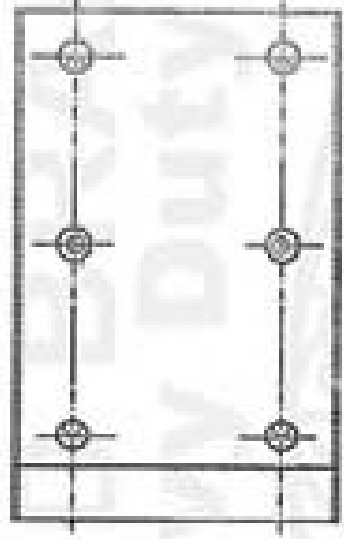
Material : Aluminium/Brass/Copper  
Scale 1 : 1

**Rivets per Set : 48**



**WORLD BRAKE**  
**Heavy Duty**  
GENUINE QUALITY PARTS

**NISSAN**



**220 KHT SHORT**

Scale 1 : 3

Part No. : -


Name	Width	Thickness	Length	Drum Dia.	Pcs / Set
<b>220 KHT SHORT</b>	<b>127</b>	<b>15.0</b>	<b>191</b>	<b>Ø406</b>	<b>6</b>

**APPLICATION MODEL**

**NISSAN 220 KHT**

Type Rivet :

10 :10 (12 X 6 X 15)



Material : Aluminium/Brass/Copper  
Scale 1 : 1

**Rivets per Set : 48**



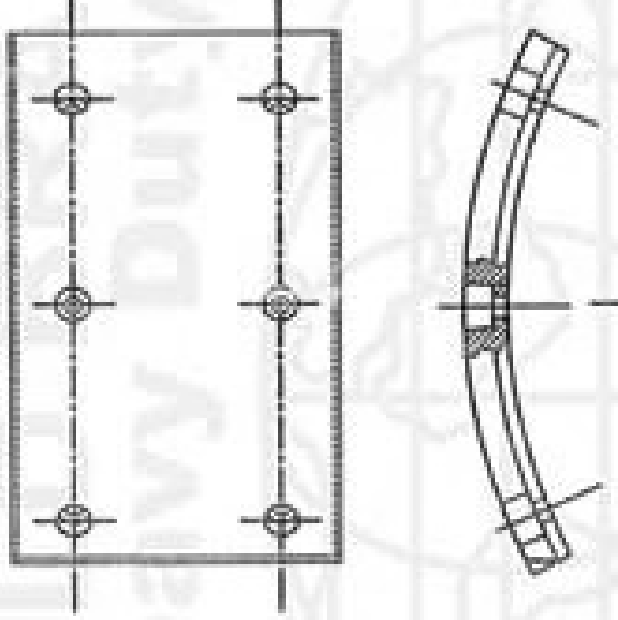
**WORLD BRAKE**  
**Heavy Duty**  
GENUINE QUALITY PARTS

GENUINE QUALITY PARTS

WORLD BRAKE  
Heavy Duty

**NISSAN**

**WORLD BRAKE**  
**Heavy Duty**



**GENUINE QUALITY PARTS**

**220 KHT LONG**

Scale 1 : 3

Part No. : \*


Name	Width	Thickness	Length	Drum Dia.	Pos./Set
220 KHT LONG	127	1.1.8	204	Ø420	8

**APPLICATION MODEL**

NISSAN 220 KHT

Type Rivet :

12 : 10 (14 X 8 X 15)



Material : Aluminium/Brass/Copper

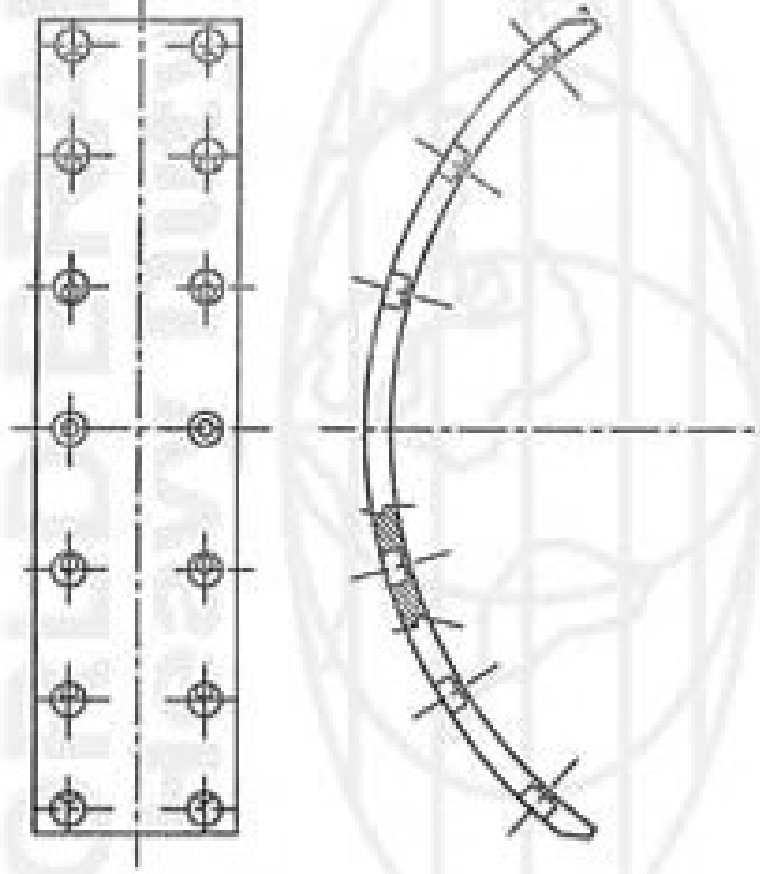
Scale 1 : 1

**Rivets per Set : 48**



**WORLD BRAKE**  
**Heavy Duty**  
GENUINE QUALITY PARTS

**NISSAN**



GENUINE QUALITY PARTS

**CK 10 FRONT**

Scale 1 : 3

Part No. : 410666-58006

Name	Width	Thickness	Length	Drum Dia.	Pos / Set
<b>CK 10 FRONT</b>	80	10.0	366	Ø400	4

**APPLICATION MODEL**

-TH. 1971-79 CK 10 F

Type Rivet :

10 : 8 (12 X 6 X 12)



Material : Aluminium/Bronze/Copper  
Scale 1 : 1

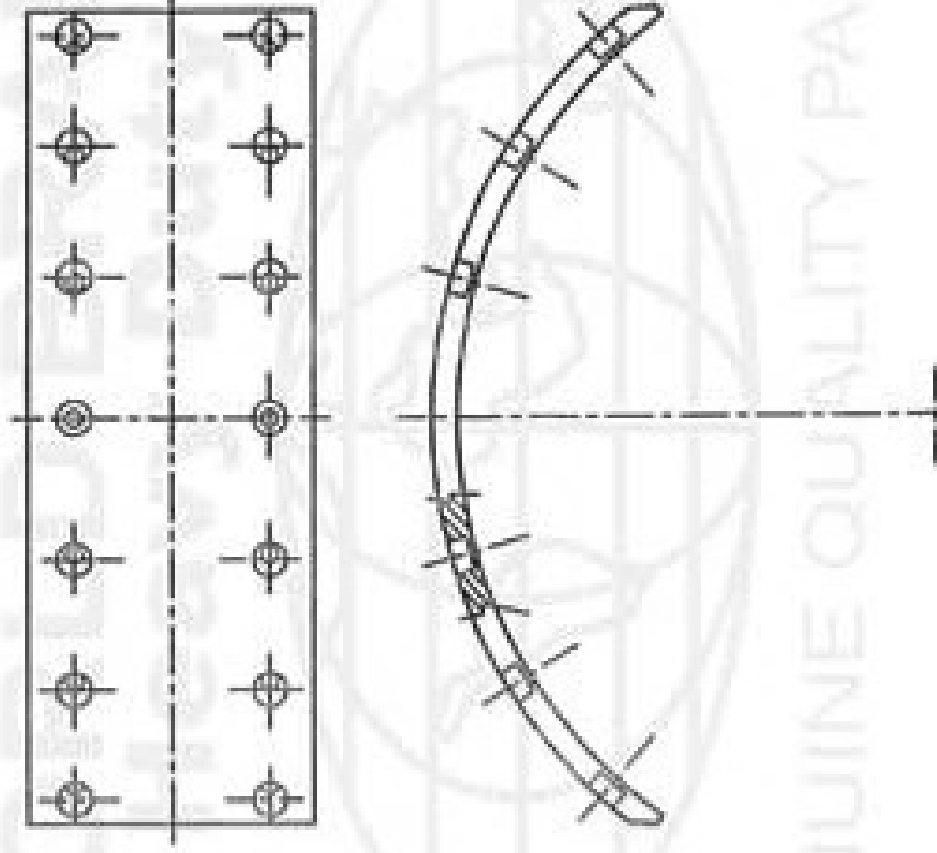
**Rivets per Set : 56**



**WORLD BRAKE**  
Heavy Duty  
GENUINE QUALITY PARTS



**NISSAN**



**CK 10 REAR**

Scale 1 : 3

Part No. : 440-33-58006


Part No.	Width	Thickness	Length	Drum Dia.	Pos / Set
CK 10 REAR	112	10.0	366	Ø400	4

**APPLICATION MODEL**

-TH. 1971-79 CK 10 R

**Type Rivet :**

10 : 8 (12 X 6 X 12)



Material : Aluminium/Brass/Copper  
Scale 1 : 1

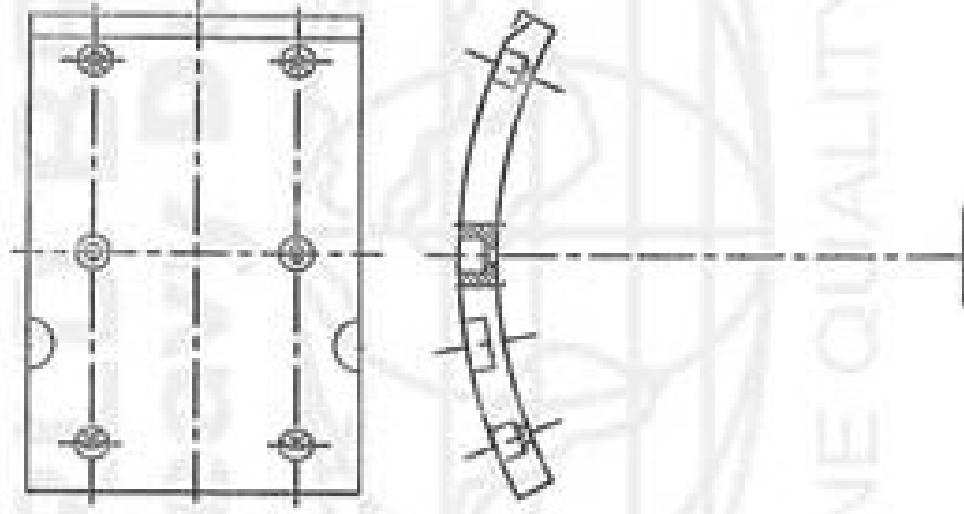
**Rivets per Set : 56**



**WORLD BRAKE**  
Heavy Duty  
GENUINE QUALITY PARTS

GENUINE QUALITY PARTS

WORLD BRAKE  
Heavy Duty



GENUINE QUALITY PARTS

## CK 11 FRONT

Scale 1 : 3

Part No. : 41039 - 90567 / 90113 / 90133 / 90402  
Bendix Part No.: NN / 40 / 1


Name	Width	Thickness	Length	Drum Dia.	Pos / Set
CK 11 FRONT	130	15,0	184	Ø400	8

### APPLICATION MODEL

- Th. 1991--on CPB 88
- Th. 1986--88 CWA78HTM,CWA70
- Th. 1985--on CKA45
- Th. 1983--on CGA45,CWA55
- Th. 1982--on CWA55
- Th. 1973--83 CK11,CK30,CK40,CW50  
CW40,CW45A,CV41,CW41H
- CW 11, CK 12 HHT

Type Rivet :

10 : 12 (12 X 6 X 16)



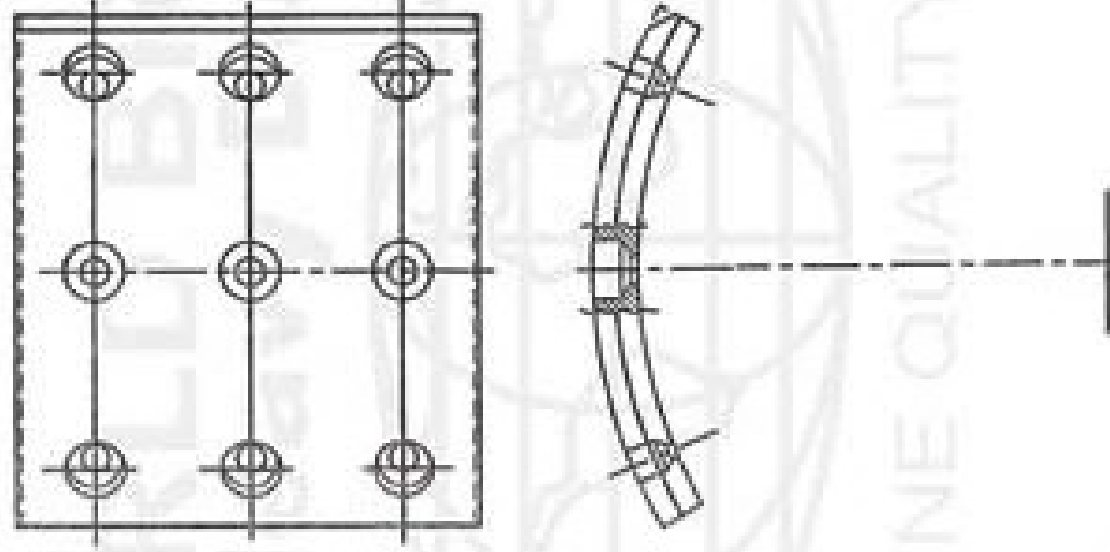
Material : Aluminium/Brass/Copper  
Scale 1 : 1

Rivets per Set : 48



**WORLD BRAKE**  
Heavy Duty  
GENUINE QUALITY PARTS

# NISSAN



## CK 11 REAR

Scale 1 : 3

Part No. : 44066-90108 / 90118

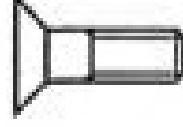
Bendix Part No.: NN / 41 / 1

Name	Width	Thickness	Length	Drum Dia.	Pos / Set
CK 11 REAR	180	18.0	195	Ø410	8

### APPLICATION MODEL

Type Rivet : BOLT

- Th. 1987~89 CK 40,CKA 41 Rear
- Th. 1987~88 CWA70,CWA45,CKA45
- Th. 1986~88 CWA7HTM,CWA70
- Th. 1985~on CKA45
- Th. 1983~on CGA45,CWA45
- Th. 1982~on CWA 55
- Th. 1973~83 CK11,CK30,CK40 ,CW50  
CW40,CW45A,CV41 ,CW41H
- Th. 1985~on TZA52K,P
- CK 11, CK 12 HHT, UD TZ 50



Material : Aluminium/Brass/Copper

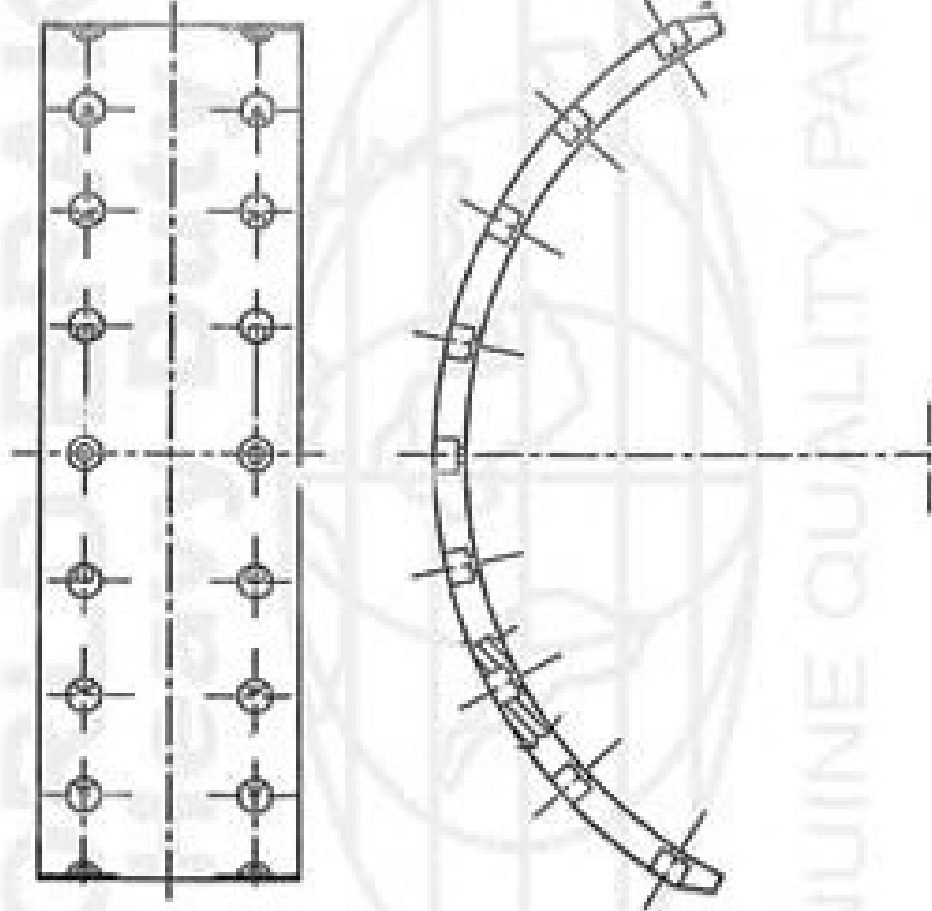
Scale 1 : 1

**Rivets per Set : 72**



**WORLD BRAKE**  
Heavy Duty  
GENUINE QUALITY PARTS

# NISSAN



## CK 12 /UG 780 FRONT

Scale 1 : 3

Part No. : 41039-90160


Name	Width	Thickness	Length	Drum Dia.	Pcs / Set
CK 12/UG 780 FRONT	102	12.7	397	Ø393	4

### APPLICATION MODEL

- Th. 1985--89 CPB 12 F,K,L,N
- Th. 1989--On CPB 14
- Th. 1982--On CB 80 L
- Th. 1983--79 CK85,86
- Th. 1984--On CP 12,80
- 1985--86 CK 12

Type Rivet :

10 :10 (12 X 6 X 15)



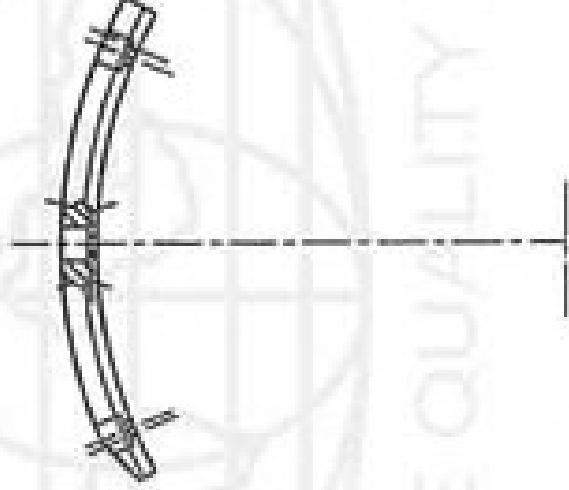
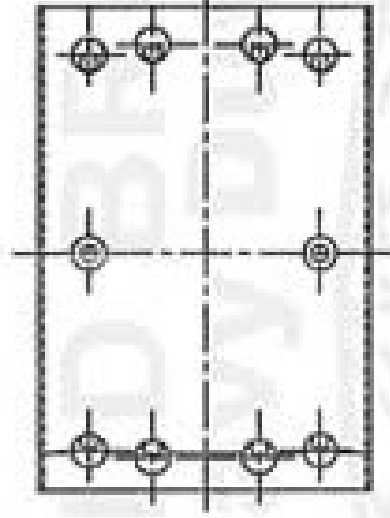
Material : Aluminium/Brass/Copper  
Scale 1 : 1

Rivets per Set : 72



**WORLD BRAKE**  
Heavy Duty  
GENUINE QUALITY PARTS

**NISSAN**



**CK 12 /UG 780 REAR**

Scale 1 : 3

Part No. : 44066-00161


Name	Width	Thickness	Length	Drum Dia.	Pos / Set
CK 12 /UG 780 REAR	130	13.7	187	Ø400	8

**APPLICATION MODEL**

- Th. 1985~89 CPB 12 F,K,L,N
- Th. 1989~On CPB 14
- 1985~86 CK 12
- 1989~On CWA 53

**Type Rivet :**

10 :10 (12 X 6 X 15)



Material : Aluminium/Bronze/Copper

Scale 1 : 1

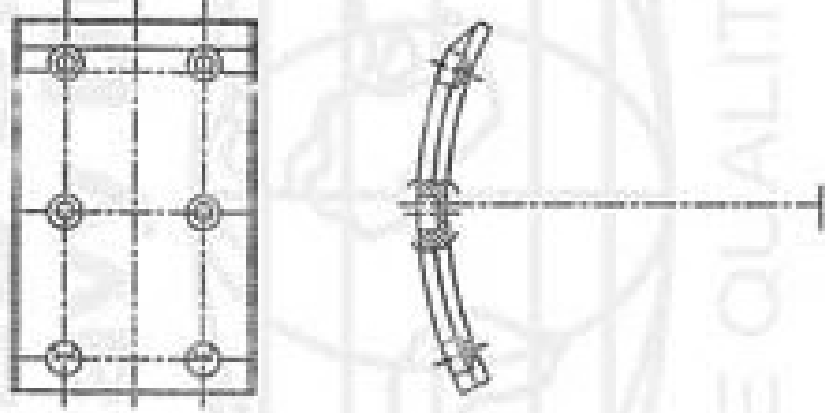
**Rivets per Set : 80**



**WORLD BRAKE**  
**Heavy Duty**  
GENUINE QUALITY PARTS

**NISSAN**

**WORLD BRAKE**  
**Heavy Duty**



**GENUINE QUALITY PARTS**

**CM 80 FRONT**

Scale 1 : 3

Part No. : 41039-Z5085

Name	Width	Thickness	Length	Drum Dia.	Pos / Set
<b>CM 80 FRC NT</b>	<b>95</b>	<b>12.0</b>	<b>143</b>	<b>Ø 320</b>	<b>8</b>


**APPLICATION | JDEL**

- Th. 1976-80 CM 90 KH

- Th. 1980-On CM 80 G,K

**Type Rivet :**

10 : 10 (12 X 6 X 15)



Material : Aluminium/Brass/Copper  
Scale 1 : 1

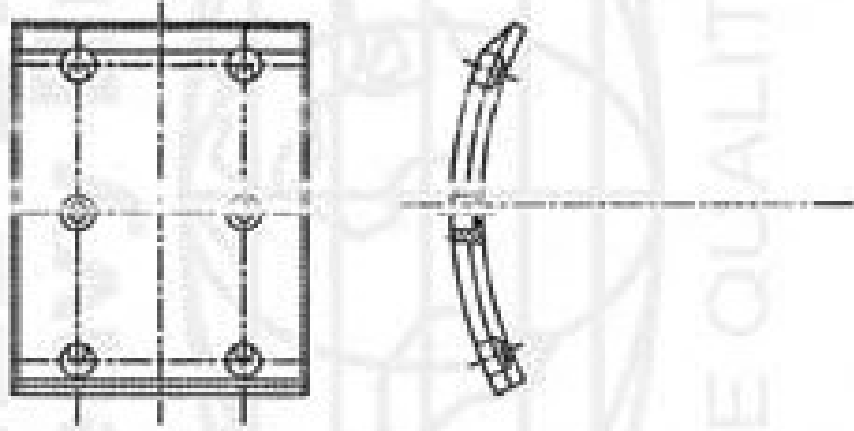
**Rivets per Set : 48**



**WORLD BRAKE**  
**Heavy Duty**  
GENUINE QUALITY PARTS

**NISSAN**

**WORLD BRAKE**  
**Heavy Duty**



**GENUINE QUALITY PARTS**

**CM 80 REAR**

Scale 1 : 3

Part No. : 44066-Z5066


Name	Width	Thickness	Length	Drum Dia.	Pos / Ss
<b>CM 80 REAR</b>	<b>115</b>	<b>12.0</b>	<b>143</b>	<b>Ø 320</b>	<b>8</b>

**APPLICATION MODEL**

- Th. 1976--80 CM 90 KH
- Th. 1980 CM 80 G,K

**Type Rivet :**

10 : 10 (12 X 6 X 15)




Material : Aluminum/Brass/Copper  
Scale 1 : 1

**Rivets per Set : 48**



**WORLD BRAKE**  
**Heavy Duty**  
GENUINE QUALITY PARTS

**NISSAN**



GENUINE QUALITY PARTS

**CW 520/RB 87/SP-210 FRONT**

Scale 1 : 3

Part No. : 41039-00326

Name	Width	Thickness	Length	Drum Dia.	Pcs / Set
<b>CW 520 /RB 87/SP 210 FRONT</b>	<b>151</b>	<b>16.0</b>	<b>192</b>	<b>Ø410</b>	<b>8</b>

**APPLICATION MODEL**

- Th. 1993-On CKB 450

PKC 311C NP225 PS

BUS JP 25;

BUS CB 87 P


NISSAN FB 87

NISSAN CB 87

NISSAN CMB 520

**Type Rivet :**

10 :10 (12 X 6 X 15)



Material : Aluminium/Brasa/Copper  
Scale 1 : 1

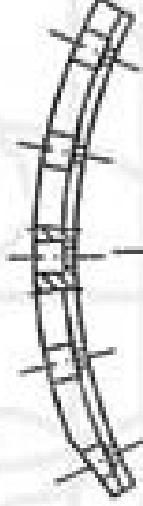
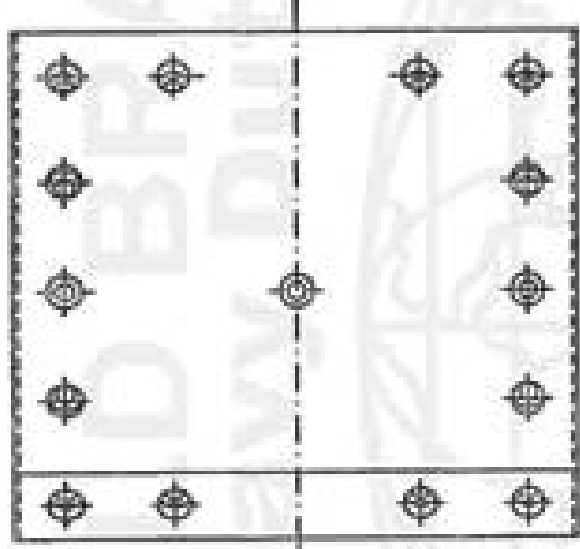
**Rivets per Set : 80**



**WORLD BRAKE**  
**Heavy Duty**  
GENUINE QUALITY PARTS



# NISSAN



## CW 520 /RB 87/SP 210/TRONTON REAR Scale 1:3

Part No. : 44066-90426 / 90616 / 90618  
Bendix Part No.: AF 335


Part No.	Width	Thickness	Length	Drum Dia.	Per / Set
CW 520/RB 87/SP-210 REAR	220	6.0	192	Ø410	8

### APPLICATION MODEL

- Th. 1993-On CKB 450
- Th. 1992-On CWA 300,CWB 450
- PKG 311 CTNP 225 PS T/H
- BUS JP 251
- BUS CB 87 P
- NISSAN RB 87
- NISSAN CB 87
- NISSAN CWB 520

### Type Rivet :

10 :10 (12 X 6 X 15)



Material : Aluminium/Brass/Copper  
Scale 1 : 1


**Rivets per Set : 120**



**WORLD BRAKE**  
Heavy Duty  
GENUINE QUALITY PARTS

**NISSAN**

**WORLD BRAKE**  
Heavy Duty



GENUINE QUALITY PARTS

**FK - FRONT**

Scale 1 : 3

Part No. : -


Name	Width	Thickness	Length	Drum Dia.	Pos./Set
<b>FK FRONT</b>	<b>95</b>	<b>10,8</b>	<b>143</b>	<b>Ø320</b>	<b>6</b>

**APPLICATION MODEL**

- Th. 1976--80 CM 90 KH
- Th. 1980--On CM 80 G,K

**Type Rivet :**

10 : 10 (12 X 6 X 15)



Material : Aluminium/Bronze-Copper

Scale 1 : 1

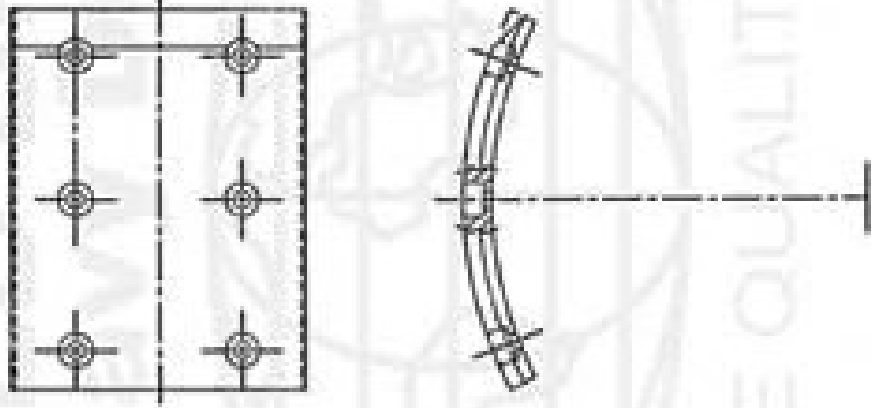
**Rivets per Set : 48**



**WORLD BRAKE**  
Heavy Duty  
GENUINE QUALITY PARTS

**NISSAN**

**WORLD BRAKE**  
**Heavy Duty**



**GENUINE QUALITY PARTS**

**FK - REAR**

Scale 1 : 3

Part No. : \*

Name	Width	Thickness	Length	Drum Dia.	Pos / Set
<b>FK REAR</b>	<b>115</b>	<b>10.8</b>	<b>143</b>	<b>Ø320</b>	<b>8</b>


**APPLICATION MODEL**

- Th. 1976--80 CM 90 KH

- Th. 1980--On CM 80 G,K

**Type Rivet :**

10 :10 (12 X 6 X 15)




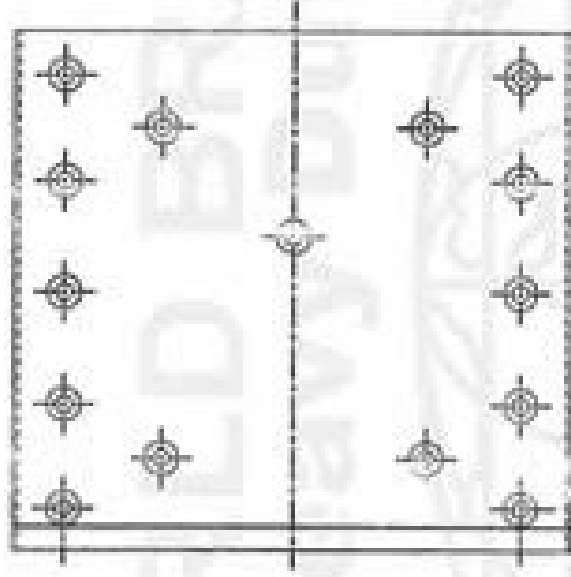
Material : Aluminium/Brass/Copper  
Scale 1 : 1

**Rivets per Set : 48**



**WORLD BRAKE**  
**Heavy Duty**  
GENUINE QUALITY PARTS

# NISSAN



GENUINE QUALITY PARTS

**RP REAR**

Scale 1 : 3

Part No. : 44066-90479 / 90610  
Bendix Part No.: AF 320


Name	Width	Thickness	Length	Drum Dia.	Pcs / Set
<b>RP REAR</b>	220	16.0	192	Ø410	8

**APPLICATION MODEL**

- Th. 1993-On RP 80G
- Th. 1989-On CK 450 LN, 520, 610
- Th. 1987-On CD 46-54, 320, 450  
CD 510, 520  
UA 450, 510
- Th. 1989-On CW 610, 620

Type Rivet :

10 : 12 (12 X 6 X 18)



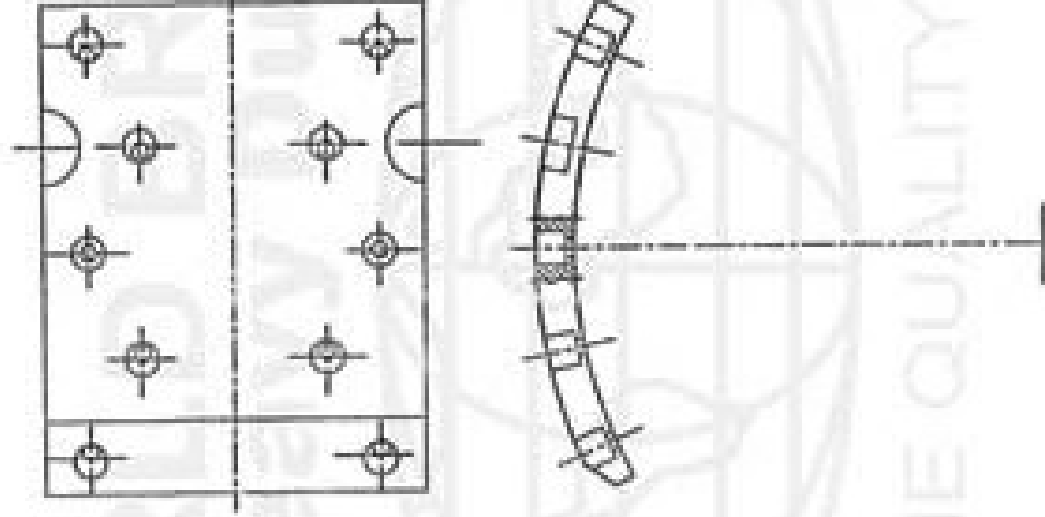
Material : Aluminium/Brass/Copper  
Scale 1 : 1

**Rivets per Set : 120**



**WORLD BRAKE**  
Heavy Duty  
GENUINE QUALITY PARTS

**NISSAN**



**TRONTON CD 46/340 HP/RP FRONT**

Scale 1 : 3

Part No. : 41039-90460  
Bendix Part No.: AF 335


Name	Width	Thickness	Length	Drum Dia.	Pos / Set
TRONTON CD 46/340 HP FRONT	151	15.0	187	Ø400	8

**APPLICATION MODEL**

- Th. 1991 ~ 93 CKB450
- Th. 1992 ~ on CWA300, CWB450
CWM 432 MHRA 290 PS 6X4
CWM 432 HTRA
PKD 211 NHRN 220 PS 4X2
NISSAN RP
NISSAN CWN 430 (340 HP)
PKD 211 H, PKD 211K
PKD 211 N, CWM 432 H
CWM 432 M

**Type Rivet :**

10 : 10 (12 X 6 X 15)



Material : Aluminium/Brass/Copper  
Scale 1 : 1

**Rivets per Set : 80**

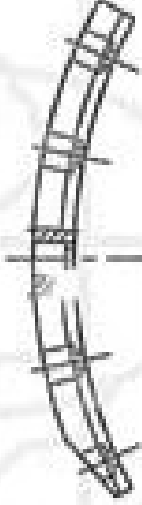
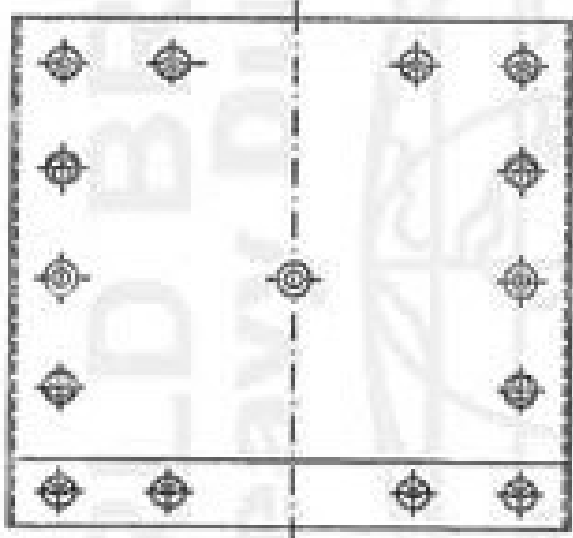


**WORLD BRAKE**  
Heavy Duty  
GENUINE QUALITY PARTS

GENUINE QUALITY PARTS

WORLD BRAKE  
Heavy Duty

**NISSAN**



**TRONTON CD 46 REAR**

Scale 1 : 3

Part No. : 44066-90420  
Bendix Part No.: AF 335


Name	Width	Thickness	Length	Drum Dia.	Pos / Set
TRONTON CD 46 REAR	220	16.0	192	Ø410	8

**APPLICATION MODEL**

- Th. 1993--on CKB450
- Th. 1992--on CWA300,CWB450

**Type Rivet :**

10 :10 (12 X 6 X 15)




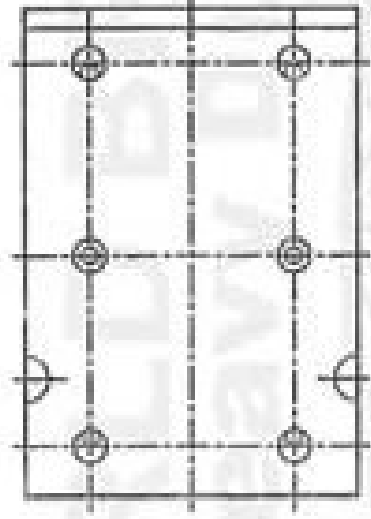
Material : Aluminium/Bress/Copper  
Scale 1 : 1

**Rivets per Set : 120**



**WORLD BRAKE**  
Heavy Duty  
GENUINE QUALITY PARTS

**NISSAN**



GENUINE QUALITY PARTS

**TWD 52 FRONT**

Scale 1 : 3

Part No. : 41039-90262


Name	Width	Thickness	Length	Drum Dia.	Pos /Set
<b>TWD 52 FRONT</b>	<b>130</b>	<b>15.0</b>	<b>189</b>	<b>Ø410</b>	<b>8</b>

**APPLICATION MODEL**

- Th. 1987-89 CK 40,CKA 44
- Th. 1987-88 CWA 70,CWA 45,  
CKA 45,CGA 45.

**Type Rivet :**

10 :10 (12 X 6 X 15)



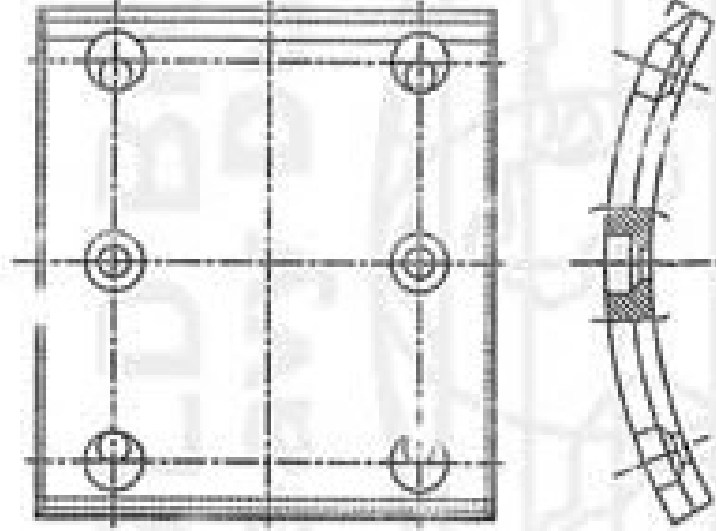
Material : Aluminium/Brass/Copper  
Scale 1 : 1

**Rivets per Set : 48**



**WORLD BRAKE**  
**Heavy Duty**  
GENUINE QUALITY PARTS

**NISSAN**



**TWD 52 REAR**

Scale 1 : 3

Part No. : 440866-90072

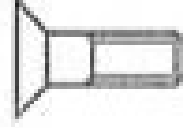
Name	Width	Thickness	Length	Drum Dia.	Pcs / Set
<b>TWD 52 REAR</b>	<b>180</b>	<b>18.0</b>	<b>195</b>	<b>Ø410</b>	<b>8</b>

**APPLICATION MODEL**

- Th. 1987~89 CK 40,CKA 44
- Th. 1987~88 CWA 70,CWA 44  
CKA 45,CGA 45

Type Rivet :

BOLT



Material : Aluminium/Brass/Copper  
Scale 1 : 1

**Rivets per Set : 48**

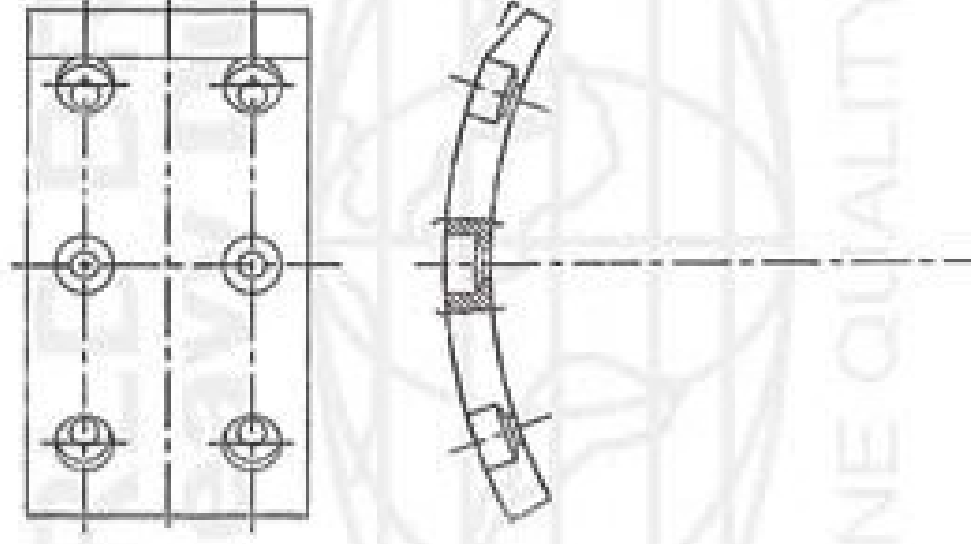


**WORLD BRAKE**  
**Heavy Duty**  
GENUINE QUALITY PARTS

GENUINE QUALITY PARTS

WORLD BRAKE  
Heavy Duty





## TZ 50/UD FRONT

Scale 1 : 3

Part No. : 41039-90209 / 215  
 Bendix Part No.: AF 308

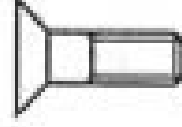
Name	Width	Thickness	Length	Drum Dia.	Pos / Set
TZ 50/UD FRONT	110	18.0	194	Ø194	8

### APPLICATION MODEL

Type Rivet :

- Th. 1987~89 CK 40,CKA 41 Rear
- Th. 1987~88 CWA 70,CWA 45,  
CKA 45,CGA 45
- Th. 1986~88 CWA 7HIM,CWA 70
- Th. 1985~On CKA 45
- Th. 1983~On CGA 45,CWA 45
- Th. 1982~On CWA 55
- Th. 1973~83 CK 11,CK 30,CK40,CW 50  
CW 40,CW 45 A,CV 41,CW 41 H
- Th. 1985~On TZA 52 K,P

BOLT



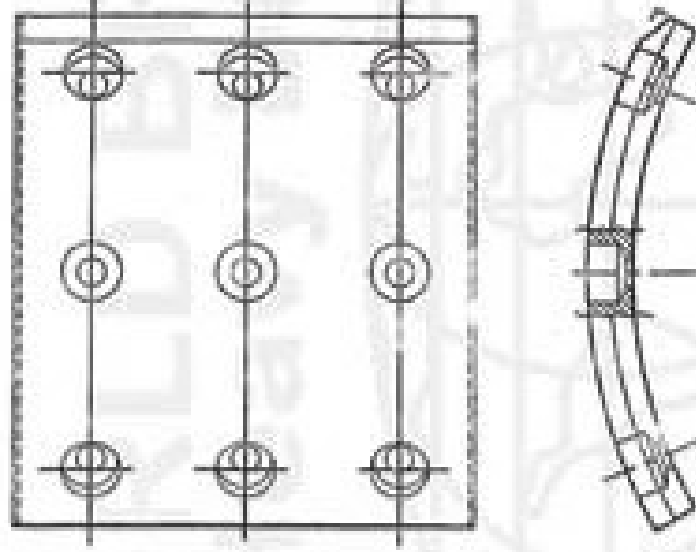
Material : Aluminium/Brass/Copper  
 Scale 1 : 1

**Rivets per Set : 48**



**WORLD BRAKE**  
 Heavy Duty  
 GENUINE QUALITY PARTS

# NISSAN



## TZ 50/UD REAR

Scale 1 : 3

Part No. : 44066-90109

Bendix Part No.: NN / 41 / 1

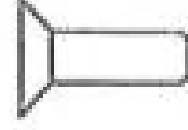
Name	Width	Thickness	Length	Drum Dia.	Pos /Set
<b>TZ 50/UD REAR</b>	<b>180</b>	<b>18.0</b>	<b>195</b>	<b>Ø410</b>	<b>8</b>

### APPLICATION MODEL

- Th. 1987--89 CK 40,CKA 41 Rebr
- Th. 1987--88 CWA 70,CWA 45,  
CKA 45,CGA 45
- Th. 1986--88 CWA 7HIM,CWA 70
- Th. 1985--On CKA 45
- Th. 1983--On CGA 45,CWA 45
- Th. 1982--On CWA 55
- Th. 1973--83 CK 11,CK 30,CK40,CW 5<sup>1</sup>
- Th. 1985--On TZA 52 K,P

Type Rivet :

BOLT



Material : Aluminium/Brass/Copper  
Scale 1 : 1

**Rivets per Set : 72**

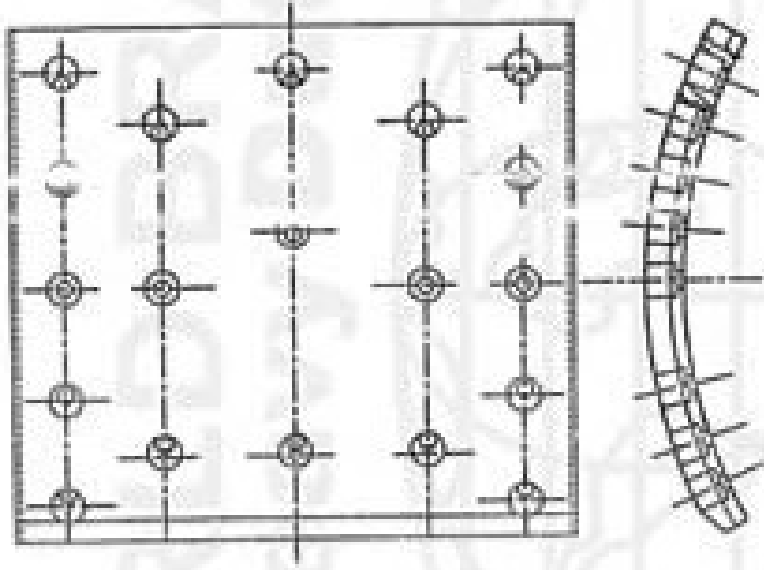


**WORLD BRAKE**  
**Heavy Duty**  
GENUINE QUALITY PARTS

GENUINE QUALITY PARTS

WORLD BRAKE  
Heavy Duty

**NISSAN**



**340 HP REAR**

Scale 1 : 3

Part No. : 44066-9056 / 90228 / 90560 / 90564 / 90565  
Bendix Part No.: AF 332

Name	Width	Thickness	Length	Drum Dia.	Pos / Set
340 HP REAR	220	15.0	192	Ø410	8

**APPLICATION MODEL**

Type Rivet :

- Th. 1990--ON RE 8

10 :10 (12 X 6 X 15)

CWM 432 MHRA 290 PS 6X4

CWM 432 HTRA

PKD 211 NHRN 220 PS 4X2

CWN 430

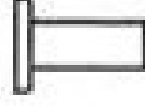
PKD 211 H

PKD 211 K

PKD 211 N

CWM 432 H

CWM 432 M



Material : Aluminium/Brass/Copper  
Scale 1 : 1

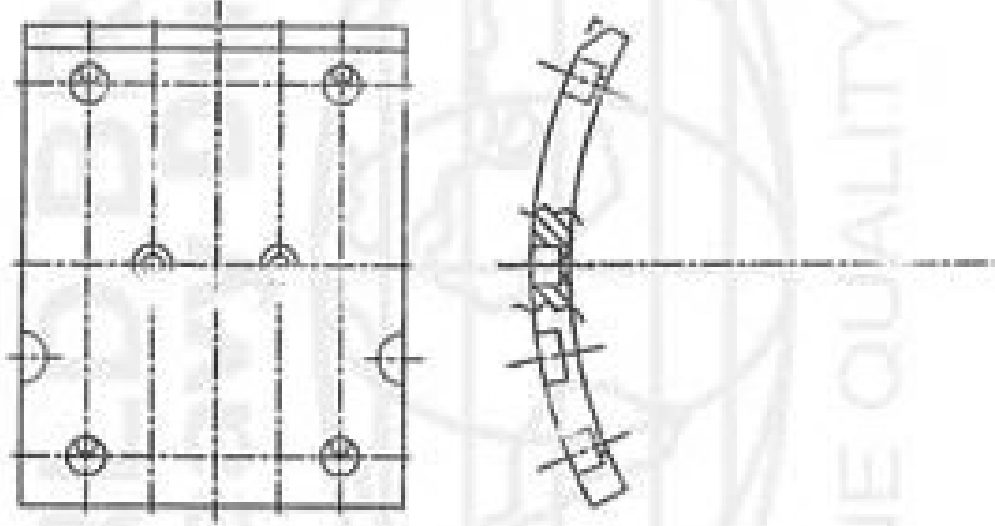
**Rivets per Set : 152**



**WORLD BRAKE**  
Heavy Duty  
GENUINE QUALITY PARTS

**NISSAN**

**WORLD BRAKE**  
**Heavy Duty**



**GENUINE QUALITY PARTS**

**UA 21 FRONT**

Scale 1 : 3


Part No. : 41039-80170

Name	Width	Thickness	Length	Drum Dia.	Pos / Set
<b>UA 21 FRONT</b>	<b>151</b>	<b>15.0</b>	<b>184</b>	<b>Ø400</b>	<b>8</b>

**APPLICATION MODEL**

- TH. 1977~83 RA 60S

Type Rivet : 7 x 22



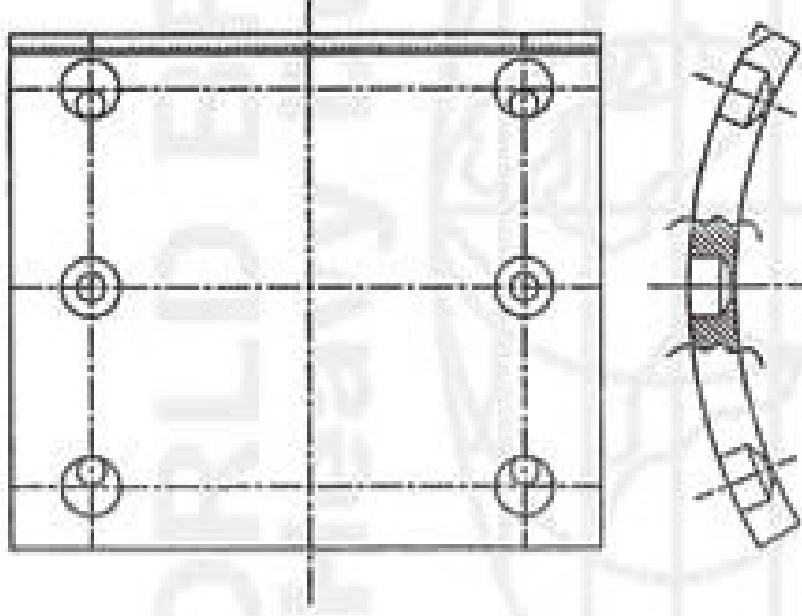
Material : Aluminium/Brass/Copper  
Scale 1 : 1

**Rivets per Set : 48**



**WORLD BRAKE**  
**Heavy Duty**  
GENUINE QUALITY PARTS

**NISSAN**



**UA 21 REAR**

Scale 1 : 3

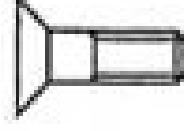
Part No. : 44066-60170

Name	Width	Thickness	Length	Drum Dia.	Pos / Set
UA 21 REAR	230	18.0	194	Ø410	8

**APPLICATION MODEL**

- TH. 1977~83 RA 60S

Type Rivet : BOLT



Material : Aluminium/Brass/Copper

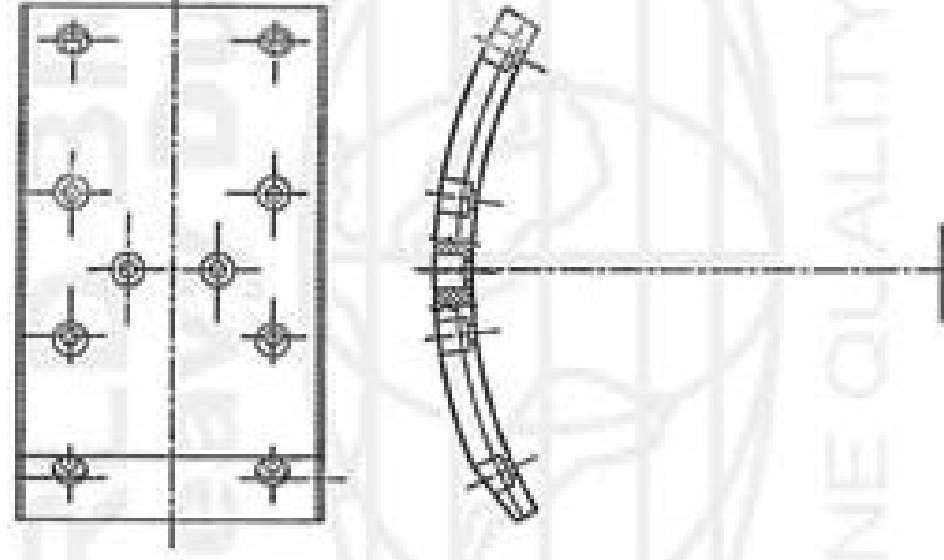
Scale 1 : 1

**Rivets per Set : 48**



**WORLD BRAKE**  
**Heavy Duty**  
GENUINE QUALITY PARTS

**NISSAN**



## PKC 211 FRONT

Scale 1 : 3

Part No. : N 41039-91078D / 41039 - 90716 / 91068

Bendix Part No.: AF 285


Name	Width	Thickness	Length	Drum Dia.	Pos./Set
PKC 211 FRONT	120	15.0	198	Ø400	6

### APPLICATION MODEL

- PKC 211 H
- PKC 211 K
- PKC 211 N
- PKC 211 M
- CDA 211 M
- CDA 211 S
- PKC 211 N

Type Rivet :

10 : 10 (12 X 6 X 15)



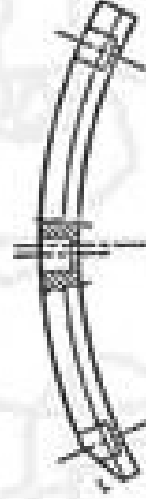
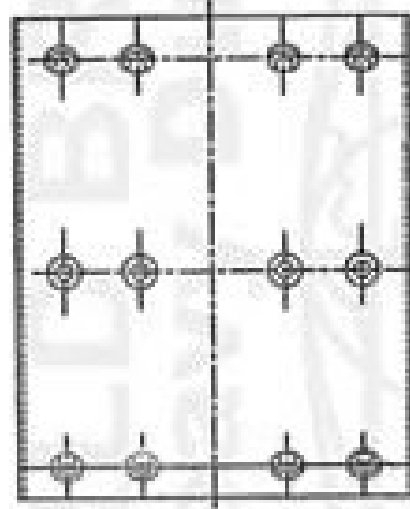
Material : Aluminium/Bress/Copper  
Scale 1 : 1

**Rivets per Set : 80**



**WORLD BRAKE**  
Heavy Duty  
GENUINE QUALITY PARTS

**NISSAN**



**PKC 211 REAR**

Scale 1 : 3

Part No. : N 44066-90965D / 90471 / 90725 / 90872 / 90379  
Bendix Part No.: AF 290

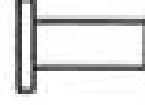
Name	Width	Thickness	Length	Drum Dia.	Pos / Set
PKC 211 REAR	155	15.0	185	Ø400	8

**APPLICATION MODEL**

- PKC 211 H
- PKC 211 K
- PKC 211 N
- PKC 211 M
- CDA 211 M
- CDA 211 S

**Type Rivet :**

10 : 10 (12 X 6 X 15)



Material : Aluminum/Brass/Copper  
Scale 1 : 1

**Rivets per Set : 96**



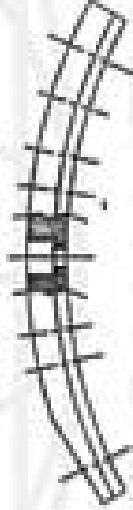
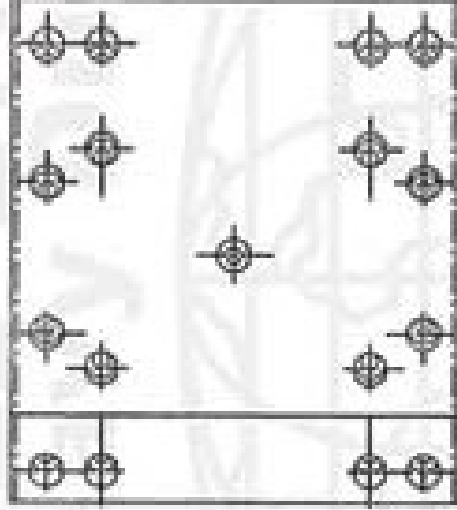
**WORLD BRAKE**  
**Heavy Duty**  
GENUINE QUALITY PARTS

GENUINE QUALITY PARTS

WORLD BRAKE  
Heavy Duty

**NISSAN**

**WORLD BRAKE**  
Heavy Duty



GENUINE QUALITY PARTS

**CWM 330 FRONT**

Scale 1 : 3

Part No. : N 41039-NA165D


Name	Width	Thrd holes	Length	Drum Dia.	Pos / Set
<b>CWM 330 FRONT</b>	<b>178</b>	<b>16.0</b>	<b>191</b>	<b>Ø410</b>	<b>8</b>

**APPLICATION MODEL**

- NISSAN CWM 330

Type Rivet :

10 :10 (12 X 6 X 15)



Material : Aluminum/Brass/Copper  
Scale 1 : 1

**Rivets per Set : 120**

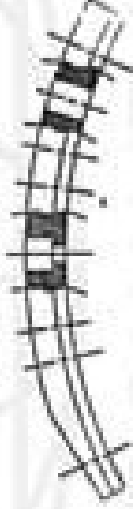
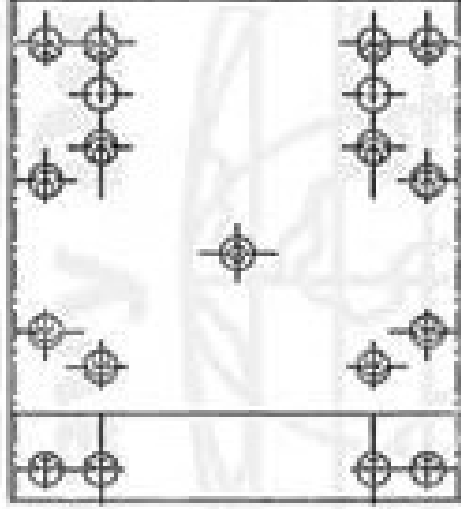


**WORLD BRAKE**  
Heavy Duty  
GENUINE QUALITY PARTS



**NISSAN**

**WORLD BRAKE**  
Heavy Duty



**GENUINE QUALITY PARTS**

**CWM 330 FRONT + 2 BIG HOLE**

Scale 1 : 3

Part No. : N 41039-NA165D


Name	Width	Thickness	Length	Drum Dia.	Pos / Set
<b>CWM 330 FRONT + 2 BIG HOLE</b>	<b>178</b>	<b>16.0</b>	<b>191</b>	<b>Ø410</b>	<b>8</b>

**APPLICATION MODEL**

- NISSAN CWM 330

**Type Rivet :**

10 :10 (12 X 6 X 15)



Material : Aluminium/Brass/Copper  
Scale 1 : 1

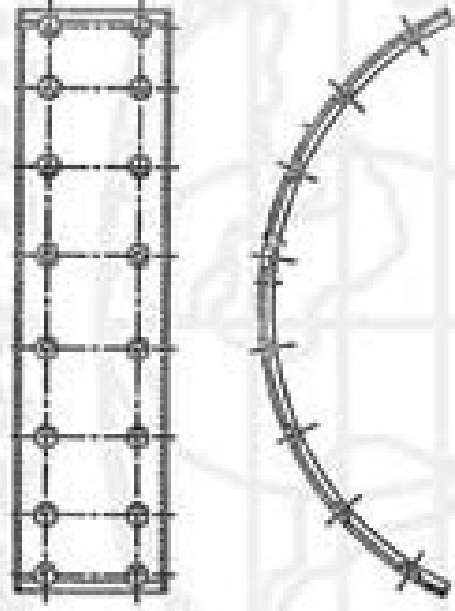
**Rivets per Set : 120**



**WORLD BRAKE**  
**Heavy Duty**  
GENUINE QUALITY PARTS

**NISSAN**

**WORLD BRAKE**  
**Heavy Duty**



**GENUINE QUALITY PARTS**

**NISSAN HANDBRAKE PK 215**

Scale 1 : 3

Part No. : N 36610-90016D

Name	Width	Thickness	Length	Drum Dia.	Pcs / Set
NISSAN HANDBRAKE PK-215	60	5.5	275	Ø254	2

**APPLICATION MODEL**

- NISSAN PK 215

Type Rivet :

3.5 x 7.5



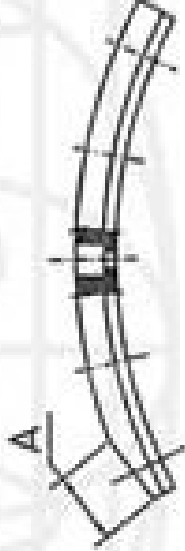
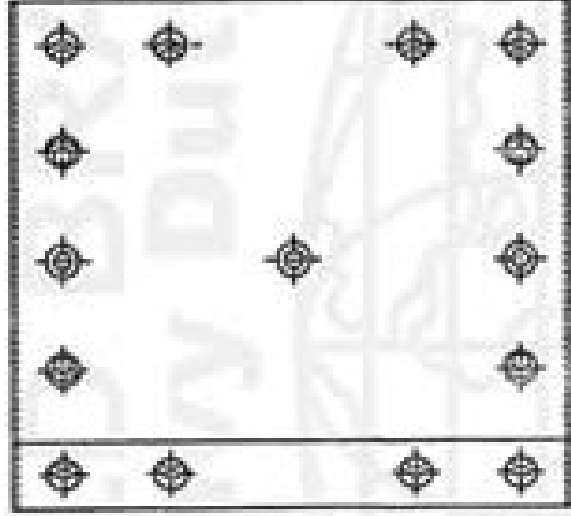
Material : Aluminium/Brass/Copper  
Scale 1 : 1

**Rivets per Set : 32**



**WORLD BRAKE**  
**Heavy Duty**  
GENUINE QUALITY PARTS

# NISSAN



NOTE :

- PART No. N44066-91702
- "A" = 22 mm (SMALL CHAMFER)
- PART No. N44066-91703
- "A" = 42 mm (BIG CHAMFER)

## CWM 330 REAR

Scale 1 : 3

Part No. : N44066-91702

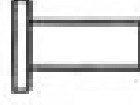
Name	Width	Thickness	Length	Drum Dia.	Pos / Set
CWM 330 REAR	220	16.0	192	Ø410	8

### APPLICATION MODEL

- NISSAN CWM 330

Type Rivet :

10 :10 (12 X 6 X 15)

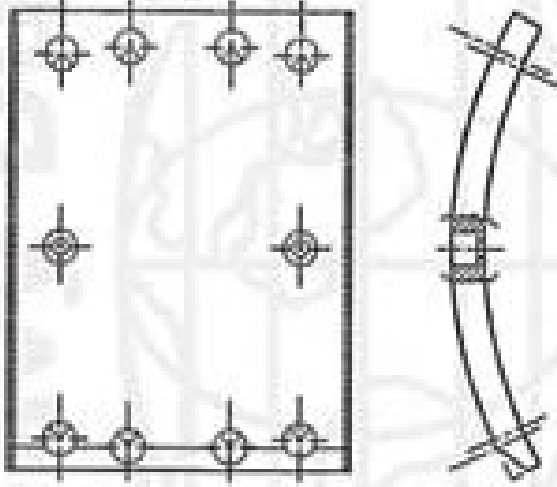


Material : Aluminium/Bronze/Copper  
Scale 1 : 1

Rivets per Set : 120

**NISSAN**

**WORLD BRAKE**  
Heavy Duty



GENUINE QUALITY PARTS

**JM 210 REAR**

Scale 1 : 3

Part No. : 44086-Z5072


Name	Width	Thickness	Length	Drum Dia.	Pos./Set
JM 210 REAR	135	12.7	178	Ø370	8

**APPLICATION MODEL**

Type Rivet :

- NISSAN JM 210

10 :10 (12 X 6 X 15)



Material : Aluminium/Brass/Copper  
Scale 1 : 1

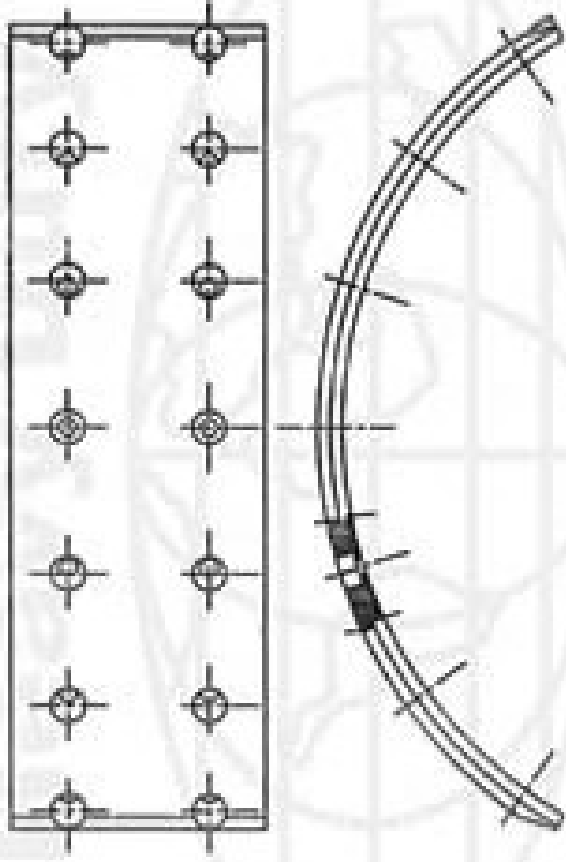
**Rivets per Set : 80**



**WORLD BRAKE**  
Heavy Duty  
GENUINE QUALITY PARTS

**NISSAN**

WORLD BRAKE



GENUINE QUALITY PARTS

**JM 210 FRONT**

Scale 1 : 3

Part No. : •

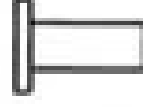
Name	Width	Thickness	Length	Drum Dia.	Pos /Set
<b>JM 210 FRONT</b>	<b>100</b>	<b>10.0</b>	<b>366</b>	<b>Ø370</b>	<b>4</b>

**APPLICATION MODEL**

- NISSAN JM 210

Type Rivet :

10 : 10 (12 X 6 X 15)

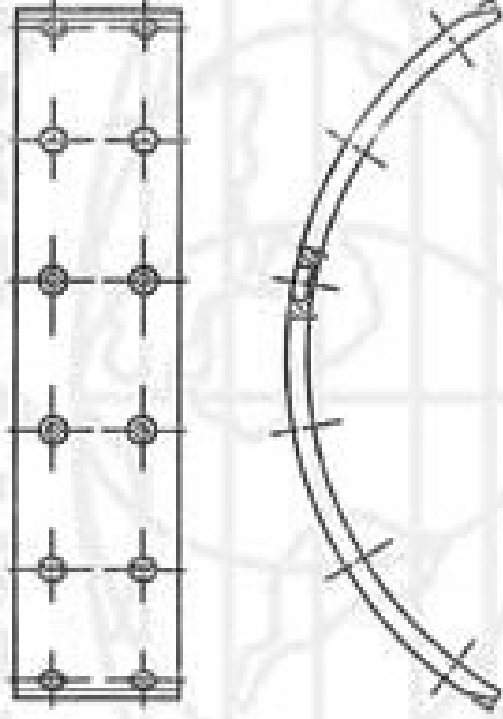


Material : Aluminum/Brass/Copper  
Scale 1 : 1

**Rivets per Set : 56**

**NISSAN**

**WORLD BRAKE**  
**Heavy Duty**



**GENUINE QUALITY PARTS**

**ATLAS H-40 F/R**

Scale 1 : 3

Part No. : \*


Name	Width	Thickness	Length	Drum Dia.	Pos / Set
<b>ATLAS H-40 F/R</b>	<b>75</b>	<b>8.5</b>	<b>317</b>	<b>Ø320</b>	<b>4</b>

**APPLICATION MODEL**

- ATLAS H-40

Type Rivet :

10 x 5



Material : Aluminium/Brass/Copper  
Scale 1 : 1



**Rivets per Set : 48**



**WORLD BRAKE**  
**Heavy Duty**  
GENUINE QUALITY PARTS

**NISSAN**

**WORLD BRAKE**



**GENUINE QUALITY PARTS**

**ATLAS H-40 FE 3 TON F/R**

Scale 1 : 3

Part No. : 44066-9056


Part No.	Width	Thickness	Length	Drum Dia.	Pcs / Set
ATLAS H-40 FE 3 TON F/R	75	8.5	318	Ø320	4

**APPLICATION MODEL**

- ATLAS H-40 FE 3 TON

Type Rivet :

10 x 5



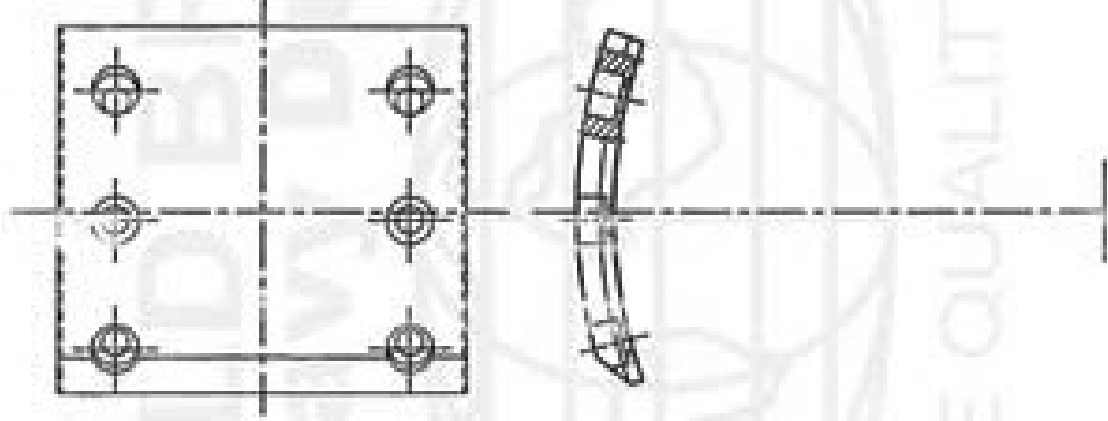
Material : Aluminium/Brass/Copper  
Scale 1 : 1

**Rivets per Set : 48**



**WORLD BRAKE**  
**Heavy Duty**  
GENUINE QUALITY PARTS

# PERKASA



**FA**

Scale 1 : 3

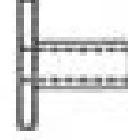
Part No. : 50001180A

Name	Width	Thickness	Length	Crum Dia.	Pcs / Set
FA F	160	14.9	135.2	Ø 420	1

APPLICATION MODEL  
PERKASA BUS FA

Type Rivet :

10 x 20



Material : Aluminium/Brass/Copper  
Scale 1 : 1

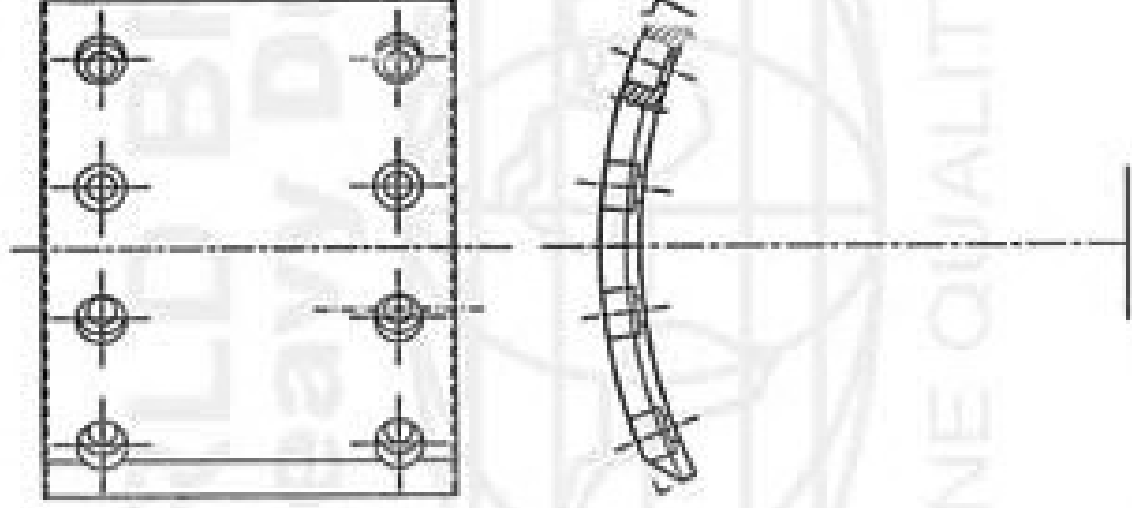
Rivets per Set : 48



**WORLD BRAKE**  
**Heavy Duty**  
GENUINE QUALITY PARTS



# PERKASA



**RA**

Scale 1 : 3

Part No. : 5400491 A

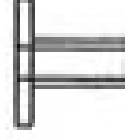
Name	Width	Thickness	Length	Drum Dia.	Pos /Set
<b>RA R</b>	<b>160</b>	<b>14.9</b>	<b>186.1</b>	<b>Ø 420</b>	<b>8</b>

### APPLICATION MODEL

PERKASA BUS RA

Type Rivet :

10 X 20



Material : Aluminium/Brass/Copper

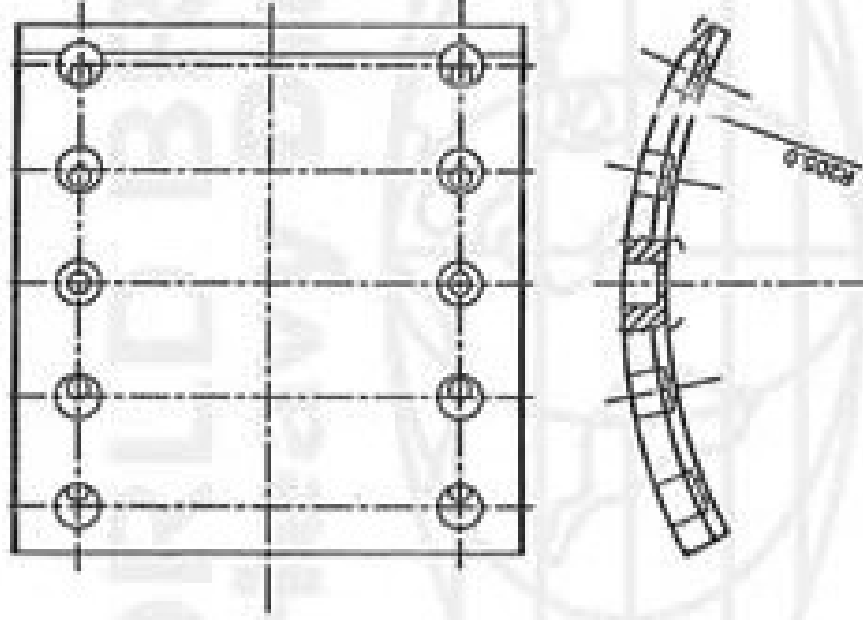
Scale 1 : 1

**Rivets per Set : 64**



**WORLD BRAKE**  
**Heavy Duty**  
GENUINE QUALITY PARTS

# SAUER / SCANIA / BPW



## BPW 10 HOLES

Scale 1 : 3

Part No. : BC/37/1 / 0309228280 / 0309227760  
 Bendix Part No.: BL / 37 / 1


Name	Width	Thickness	Length	Drum Dia.	Pcs / Set
BPW 10 HOLES	200	18/11	204	Ø420	8

### APPLICATION MODEL

- Th. Trailer Axles BPW

Type Rivet :

12:10 (14 X 6 X 15)



Material : Aluminium/Bress/Copper  
 Scale 1 : 1

**Rivets per Set : 80**

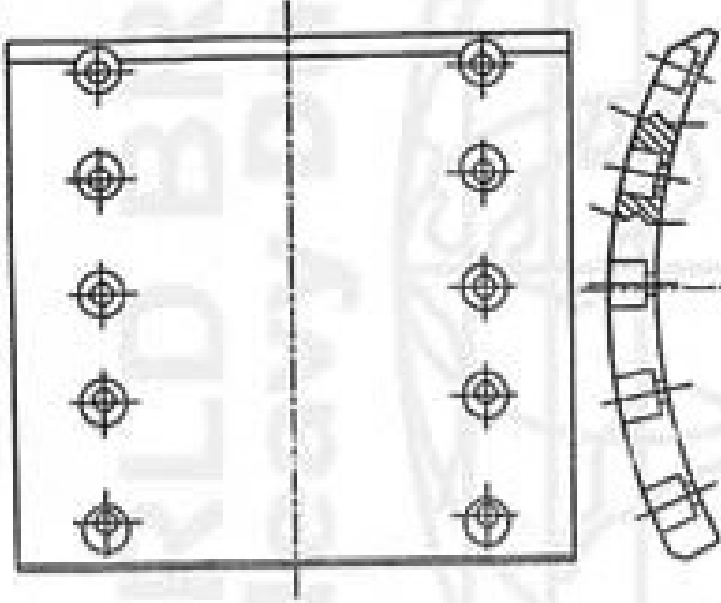


**WORLD BRAKE**  
**Heavy Duty**  
 GENUINE QUALITY PARTS

GENUINE QUALITY PARTS

WORLD BRAKE Heavy Duty

# SAUER / SCANIA / BPW



**BPW ECO**

Scale 1 : 3


Part No. : 19 591

Name	Width	Thickness	Length	Drum Dia.	Pcs / Set
BPW ECO	220	18.0/12.0	204	Ø420	8

APPLICATION MODEL

Type Rivet :

12:12 (14 X 8 X 18)



Material : Aluminium/Brass/Copper

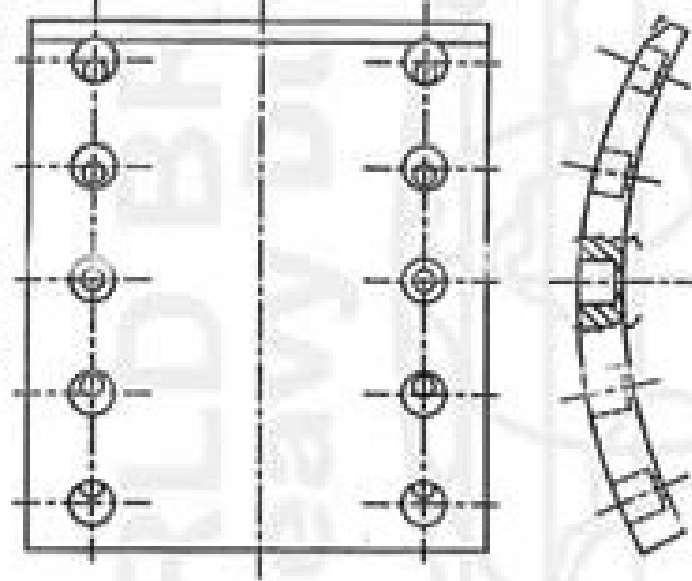
Scale 1 : 1

**Rivets per Set : 80**



**WORLD BRAKE**  
Heavy Duty  
GENUINE QUALITY PARTS

# SAUER / SCANIA / BPW



## SCANIA 10 HOLES

Scale 1 : 3

Part No. : BC/36/1

Name	Width	Thickness	Length	Drum Dia.	Pos / Set
SCANIA 10 HOLES	180	18/11	204	Ø420	8

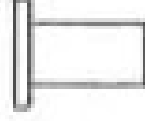
### APPLICATION MODEL

Trailer Axles BPW

Transpec, Haulmark

### Type Rivet :

12:10 (12 X 8 X 15)



Material : Aluminium/Bressa/Copper

Scale 1 : 1

Rivets per Set : 80



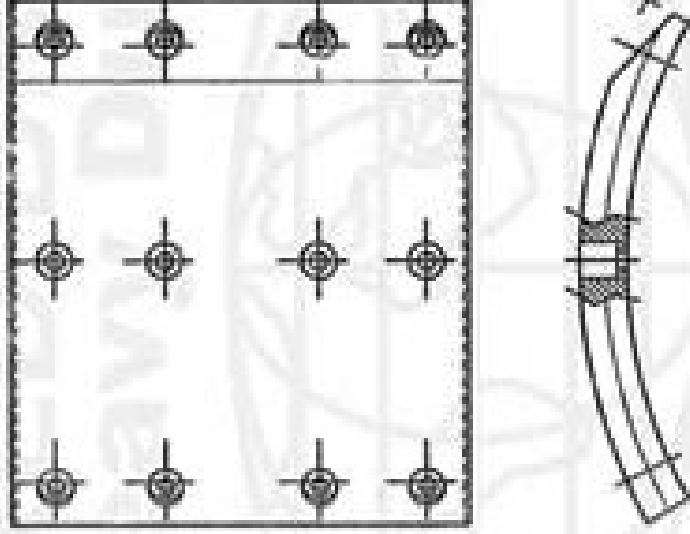
**WORLD BRAKE**  
Heavy Duty  
GENUINE QUALITY PARTS

GENUINE QUALITY PARTS

WORLD BRAKE  
Heavy Duty

# SAUER / SCANIA / BPW

WORLD BRAKE  
Heavy Duty



GENUINE QUALITY PARTS

**12 HOLES 7"**

Scale 1 : 3


Part No. : -

Name	Width	Thickness	Length	Drum Dia.	Pos /Set
<b>12 HOLES 7"</b>	<b>180</b>	<b>19</b>	<b>195</b>	<b>Ø410</b>	<b>8</b>

APPLICATION MODEL

Type Rivet :

(12 X 6 X 18)



Material : Aluminium/Bress-Copper

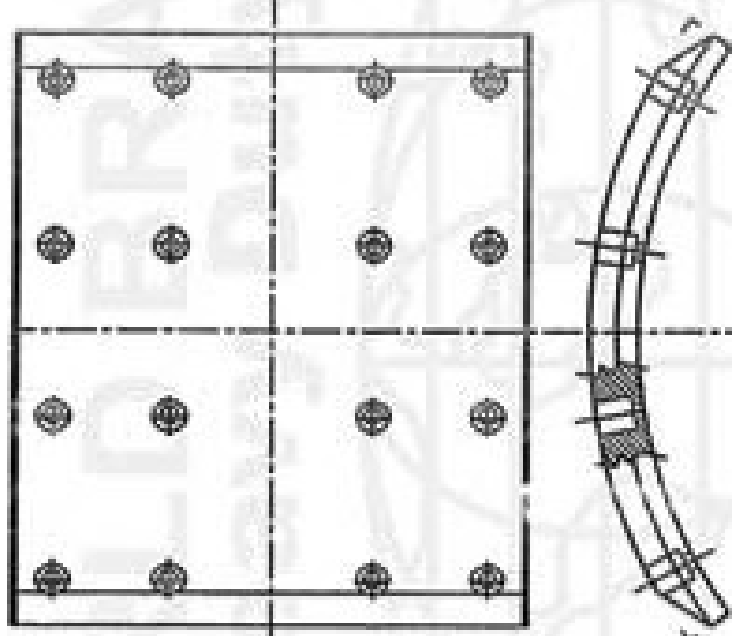
Scale 1 : 1

**Rivets per Set : 96**



**WORLD BRAKE**  
**Heavy Duty**  
GENUINE QUALITY PARTS

# SAUER / SCANIA / BPW



## SCANIA 16 HOLE 8"

Scale 1 : 3

Part No. : 055 11 62 / LO 1140 / LO 1143  
 Bendix Part No.: SV / 27 / 1


Name	Width	Thickness	Length	Drum Dia.	Pcs / Set
SCANIA 16 HOLE 8"	203	19.0	238	Ø412	4

### APPLICATION MODEL

Trailer Axles BPW
BPW Transpac, Haulmark
Th. 88 - on Scania R113 M (6 x 4)
Th. 90 - on Scania K 93, K 113, L 113
N113, L113CRB, N113CRB
Th. 89 - on Scania R143 (6 x 4)

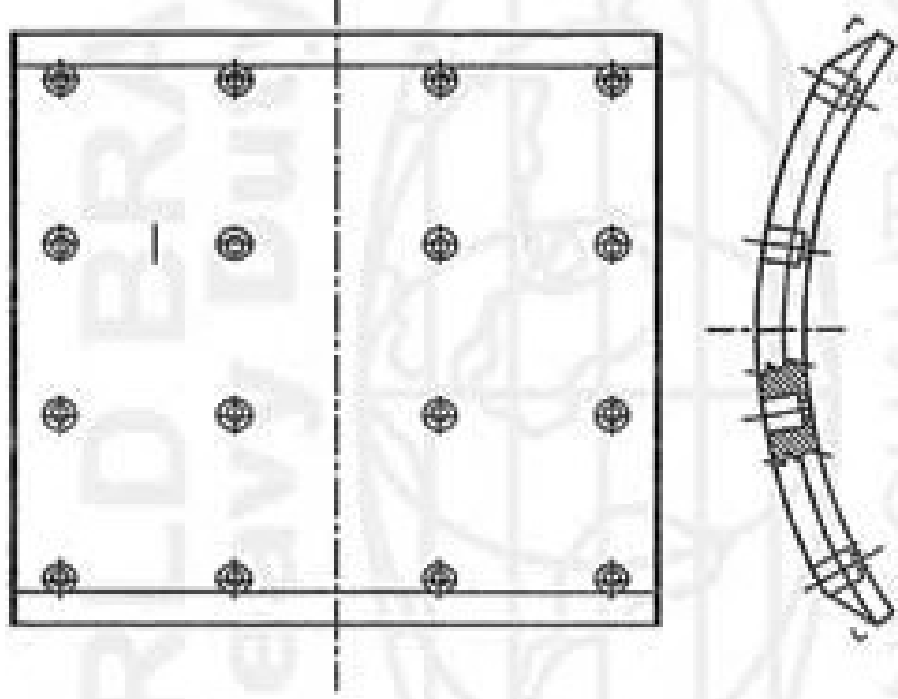
Type Rivet :

12:10 (14 X 8 X 15)



Material : Aluminium/Brass/Copper  
 Scale 1 : 1

Rivets per Set : 84



**SCANIA 16 HOLE 10" REAR**

Scale 1 : 3

Part No. : 055 11 63 / 551171  
 Bendix Part No.: SV / 34 / 1

Name	Width	Thickness	Length	Drum Dia.	Pos / Set
SCANIA 16 HOLE 10" REAR	254	19.0	237	Ø 412	4

**APPLICATION MODEL**

Trailer Axles BPW

BPW Transpec, Haulmark

Th. 88 - on Scania R113 M (6 x 4)


Th. 90 - on Scania K 93, K 113, L 113

N113, L113CRB, N113CRB

Th. 89 - on Scania R143 (6 x 4)

Type Rivet :

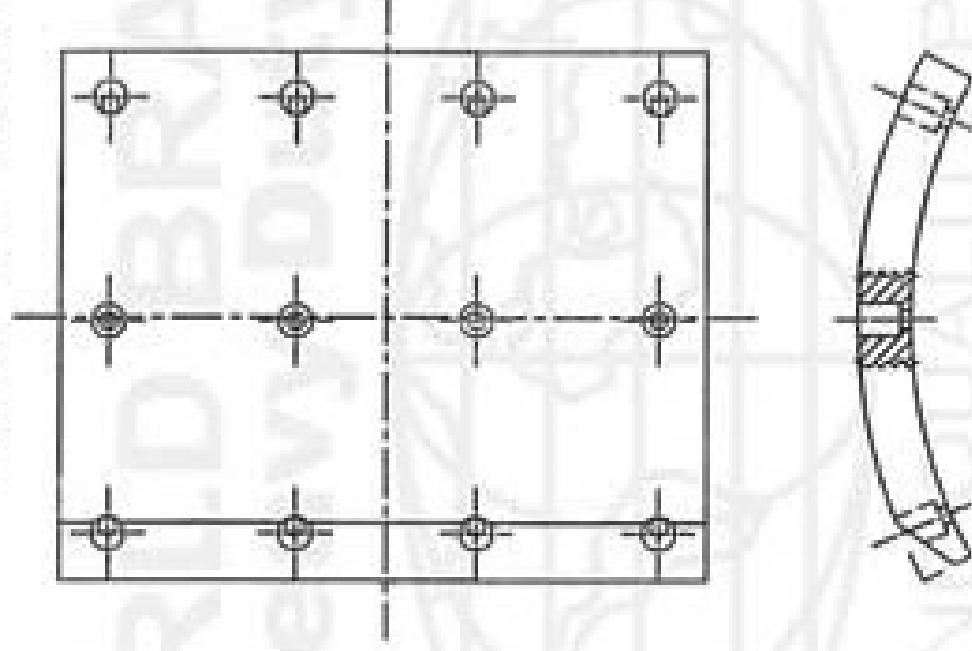
12:10 (14 X 8 X 15)



Material : Aluminium/Brass/Copper  
 Scale 1 : 1

**Rivets per Set : 84**





**SCANIA 12 HOLE 10"**

Scale 1 : 3

Part No. : SV/34/1

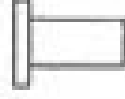
Name	Width	Thickness	Length	Drum Dia.	Pos / Est.
<b>SCANIA 12 HOLE 10" REAR</b>	<b>254</b>	<b>19.0</b>	<b>194</b>	<b>Ø412</b>	<b>8</b>

**APPLICATION MODEL**

- SCANIA G92M (6x2)
- SCANIA P92H (4x2)
- SCANIA P92M (6x2)
- SCANIA P92HL 250
- SCANIA P113MA 130
- SCANIA P113 MA 360
- SCANIA P113 ML 310
- SCANIA R113 MA 320
- SCANIA R113 MA 360

**Type Rivet :**

10 :10 (12 X 6 X 15)



Material : Aluminium/Brass/Copper

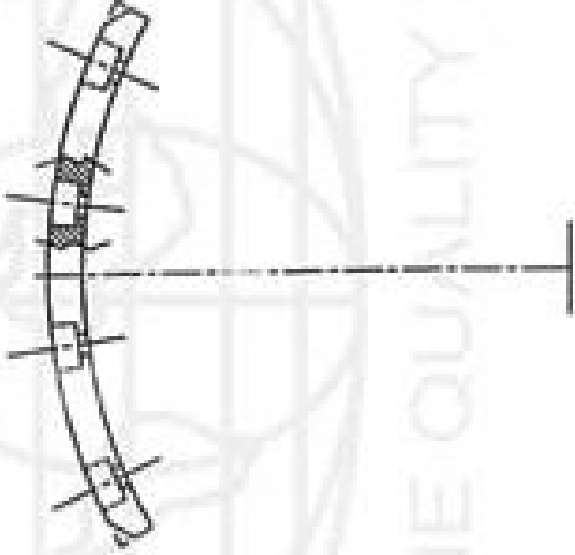
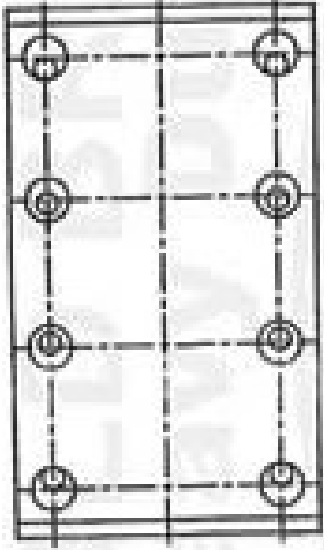
Scale 1 : 1

**Rivets per Set : 96**





**TATA**



**12108 E FRONT**

Scale 1 : 3

Part No. : ZN-1081

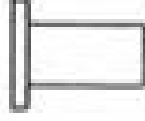
Name	Width	Thickness	Length	Drum Dia.	Pos / Set
TATA 12108 E FRONT	120	14.3	208	Ø 418	8

**APPLICATION MODEL**

- TH. - 1978 1210 E Series

**Typo Rivet :**

12:10 (14 X 8 X 15)



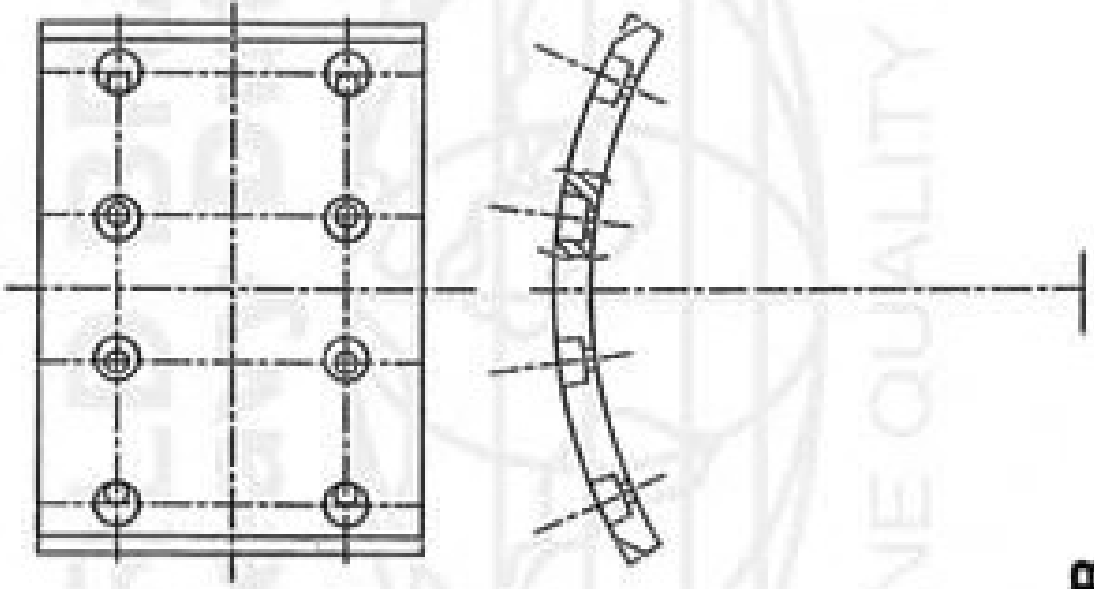
Material : Aluminium/Brass/Copper  
Scale 1 : 1

**Rivets per Set : 64**



**WORLD BRAKE**  
**Heavy Duty**  
GENUINE QUALITY PARTS

**TATA**



**12108 E REAR**

Scale 1 : 3


Part No. : ZN-1091

Name	Width	Thickness	Length	Drum Dia.	No. of Pos.
TATA 12108 E REAR	151	14.5	210	Ø418	8

**APPLICATION MODEL**

- TH. ~ 1978 1210 E Series

Type Rivet :  
12:10 (14 X 8 X 15)



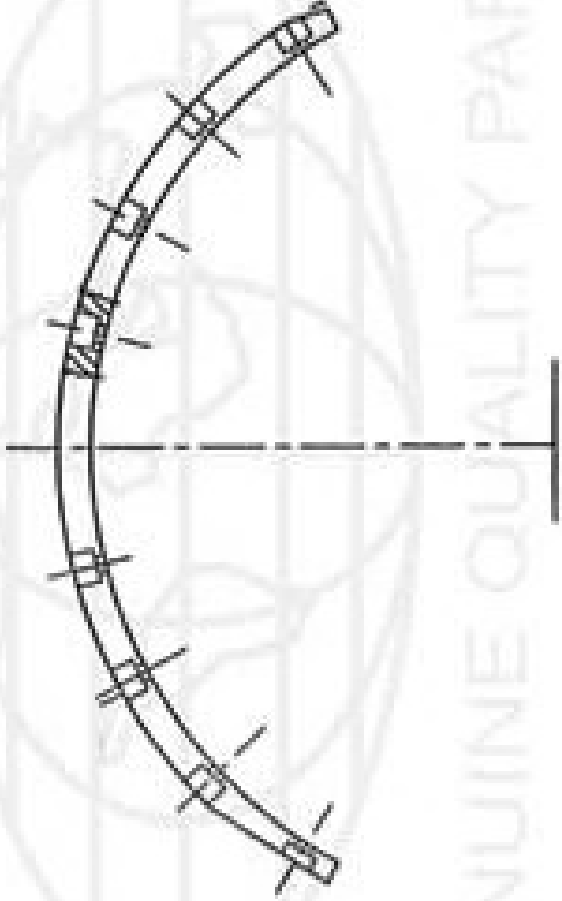

Material : Aluminium/Brass/Copper  
Scale 1 : 1

**Rivets per Set : 64**



**WORLD BRAKE**  
Heavy Duty  
GENUINE QUALITY PARTS

# TOYOTA



## 2D FRONT

Scale 1 : 3

Part No. : 47441-55050

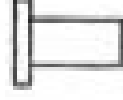
Name	Width	Thickness	Length	Drum Dia.	Pos./Set
2D F	90	12.7	398	Ø393.7	4

### APPLICATION MODEL

- Th.1973-81 DA116,DA115
- Th.1971-79 DA100,110,118,120,125
- Th.1974-79 FA 101
- Th.1970-75 DB 100 C,102C,105C
- Th.1971-73 FA 100,100D,110D,115D
- Th.1971-75 DR 10,11,15

### Type Rivet :

10 : 8 (12 X 6 X 15)



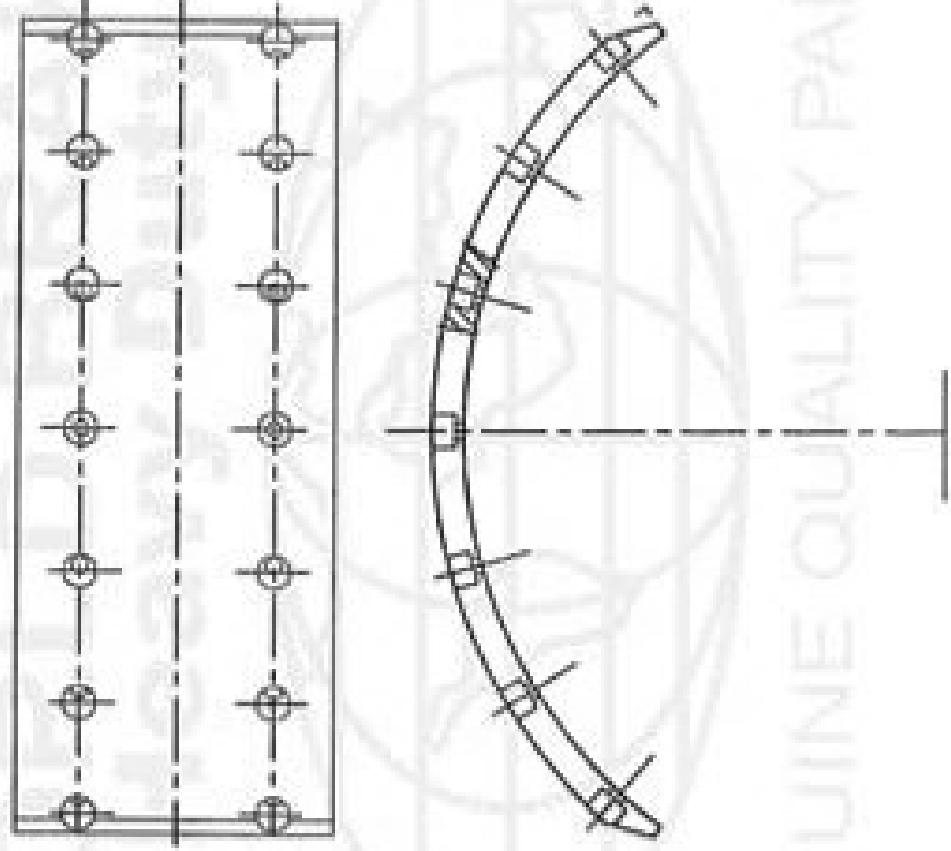
Material : Aluminium/Brass/Copper  
Scale 1 : 1

**Rivets per Set : 72**



**WORLD BRAKE**  
Heavy Duty  
GENUINE QUALITY PARTS

# TOYOTA



## 2D REAR

Scale 1 : 3

Part No. : 47441-55031


Name	Width	Thickness	Length	Drum Dia.	Pos / Set
<b>2D R</b>	<b>125</b>	<b>12.7</b>	<b>361</b>	<b>Ø406.4</b>	<b>4</b>

### APPLICATION MODEL

- Th. 1973~81 DA116,DA115
- Th. 1971~79 DA100,110,118,120,125
- Th. 1974~79 FA 101
- Th. 1970~75 DB 100 C,102C,105C
- Th. 1971~73 FA 100,100D,110D,115D
- Th. 1971~75 DR 10,11,15

### Type Rivet :

10 : 8 (12 X 6 X 15)



Material : Aluminium/Brass/Copper  
Scale 1 : 1

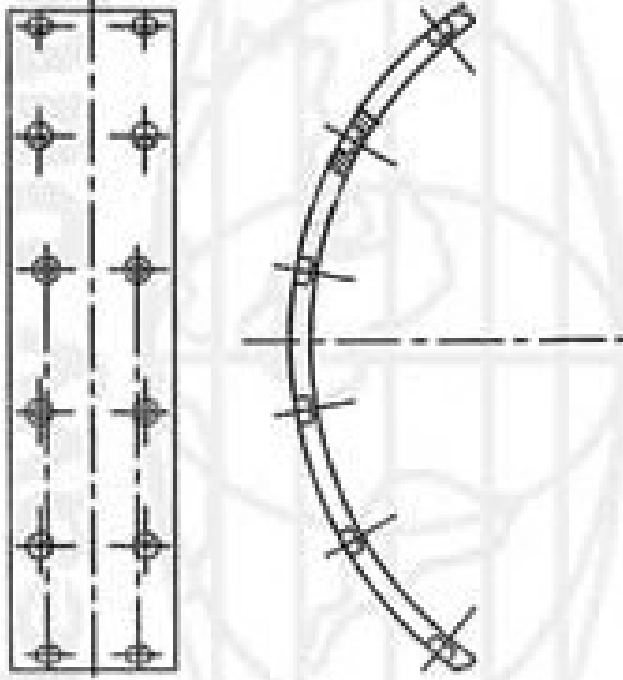
**Rivets per Set : 56**



**WORLD BRAKE**  
Heavy Duty  
GENUINE QUALITY PARTS

**TOYOTA**

**WORLD BRAKE**



**GENUINE QUALITY PARTS**

**DYNA /COASTER FRONT**

Scale 1 : 3

Part No. : 47651-36030

Name	Width	Thickness	Length	Drum Dia.	Pos / Set
DYNA/COASTER F	65	8.0	291	Ø 320	4

**APPLICATION MODEL**

- Th. 1977~81 Dyna RU20, RU30

Coaster RB11, BB10

- Th. 1970~77 Dyna 2.5Ton

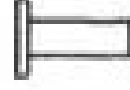
JU/RU 12 & 15

Dyna Bus HU/RU 18

- Th. 1970~77 Dyna 2Ton, JU/RU 10

**Type Rivet :**

7 : 9 (9 X 4 X 13)



Material : Aluminum/Brass/Copper  
Scale 1 : 1

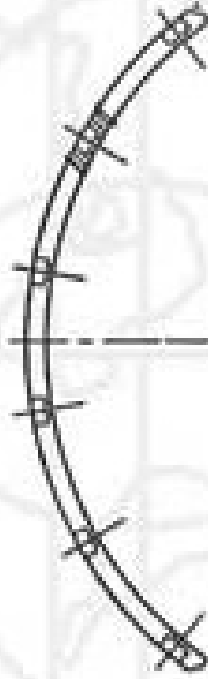

**Rivets per Set : 48**



**WORLD BRAKE**  
**Heavy Duty**  
GENUINE QUALITY PARTS

# TOYOTA

# WORLD BRAKE



# GENUINE QUALITY PARTS

## DYNA / COASTER REAR

Scale 1 : 3

Part No. : 47651-36020

Name	Width	Thickness	Length	Drum Dia.	Pcs / Set
DYNA / COASTER R	85	8.0	291	Ø320	4

### APPLICATION MODEL

- Th. 1977~81 Dyna RU20,RU30

Coaster RB11,BB10

- Th. 1970~77 Dyna 2.5 Ton


JU/RU 12 & 15

Dyna Bus HU/RU 18

Dyna 2 ton,JU/RU 10

Type Rivet :

7 : 9 (9 X 4 X13)



Material : Aluminium/Brass/Copper  
Scale 1 : 1

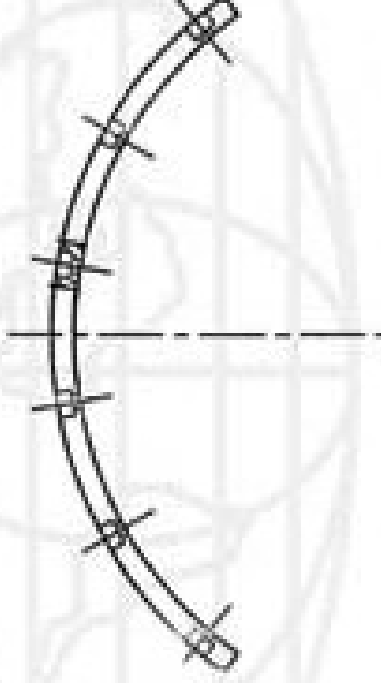

Rivets per Set : 48



**WORLD BRAKE**  
Heavy Duty  
GENUINE QUALITY PARTS

**TOYOTA**

**WORLD BRAKE**



**GENUINE QUALITY PARTS**

**RYNO PS-115 FRONT**

Scale 1 : 3

Part No. : -

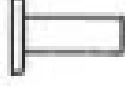
Name	Width	Thickness	Length	Drum Dia.	Pcs / Set
<b>RYNO PS-115 FRONT</b>	<b>75</b>	<b>9.0</b>	<b>281</b>	<b>Ø320</b>	<b>4</b>

**APPLICATION MODEL**

Truck Dyna Ryno

Type Rivet :

7 : 9 (9 X 4 X 13)



Material : Aluminum Brass Copper  
Scale 1 : 1

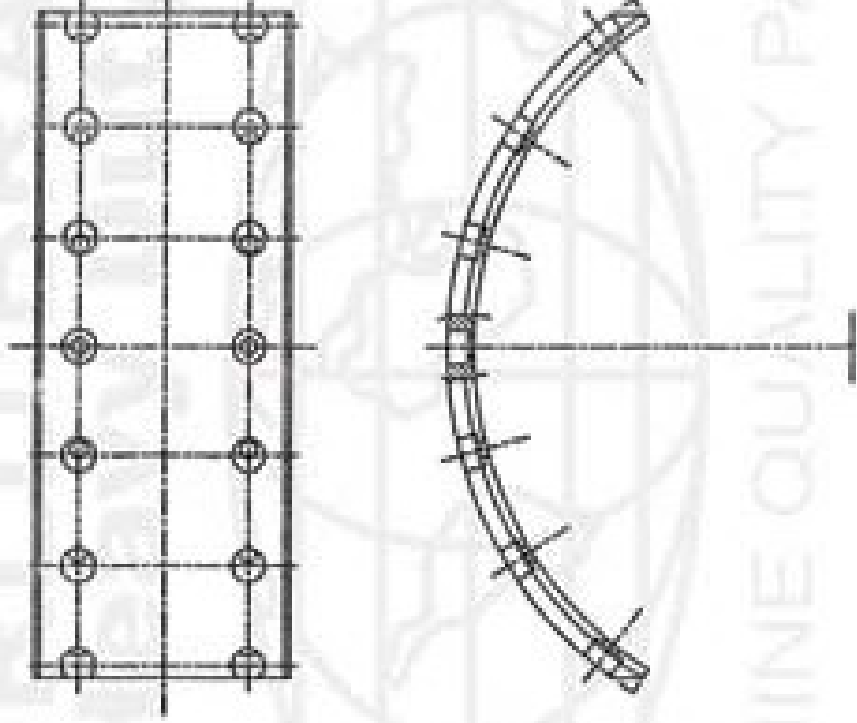
**Rivets per Set : 48**



**WORLD BRAKE**  
**Heavy Duty**  
GENUINE QUALITY PARTS

**TOYOTA**

WORLD BRAKE  
HEAVY DUTY



GENUINE QUALITY PARTS

### DYNA PS-125 HT FRONT

Scale 1 : 3

Part No. : AET 10-04100


Name	Width	Thickness	Length	Drum Dia.	Pcs / Set
DYNA PS-125 HT FRONT	100	11.0	300	Ø 320	4

#### APPLICATION MODEL

- TH. 1985-93 FC 144, FC 146
- TH. 1989-on BC 144
- TH. 1993-on FC 3 W Merlin
- TH. 1993-on Rino PS 140 GT
- Hino Dutro 140 HT (140 PS, 6 ban, 8150 Kg)
- Hino FB/KL

#### Type Rivet :

10 :8 (12 X 6 X 12)



Material : Aluminium/Brass/Copper  
Scale 1 : 1

**Rivets per Set : 56**

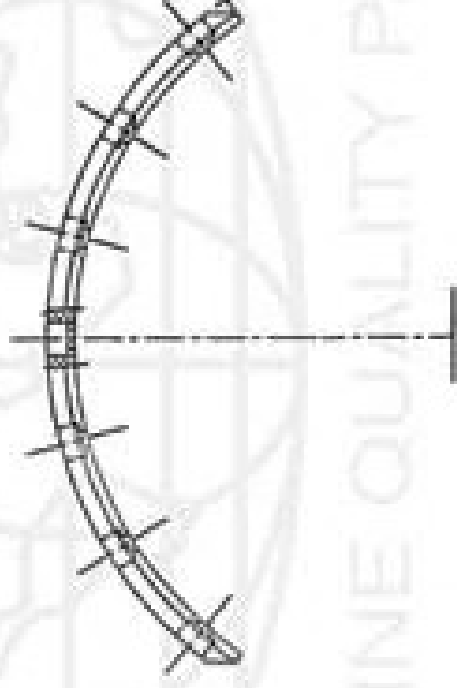
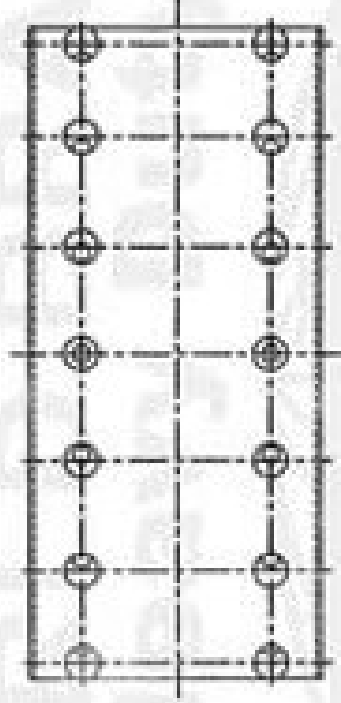


**WORLD BRAKE**  
Heavy Duty  
GENUINE QUALITY PARTS



# TOYOTA

# WORLD BRAKE



# GENUINE QUALITY PARTS

## DYNA PS-125 HT REAR

Scale 1:3

Part No. : AET 10-04200


Name	Width	Thickness	Length	Drum Dia.	Pos/Set
DYNA PS-125 HT REAR	115	11.0	291	Ø320	4

### APPLICATION MODEL

- TH. 1984-on FD 174, FD 176
- TH. 1989-on BC 144
- TH. 1993- on FC 3W Merlin
- TH. TOYOTA Dyna PS 125 HT
- TH. 1993-on Rino PS 140 GT
- Rino Dutro 140 HT (160 PS, 6 ban, 8150 Kg)
- Rino FB/KL

### Type Rivet :

10 : 8 (12 X 6 X 12)



Material : Aluminium/Brass/Copper  
Scale 1:1

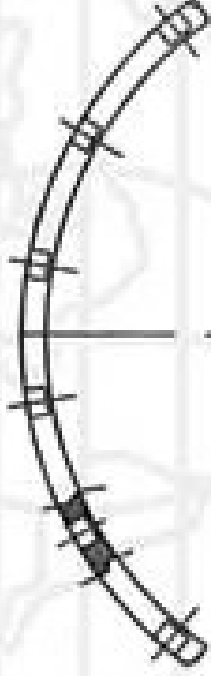

**Rivets per Set : 56**



**WORLD BRAKE**  
Heavy Duty  
GENUINE QUALITY PARTS

**TOYOTA**

WORLD BRAKE



GENUINE QUALITY PARTS

**DYNA PS-125 LT FRONT REAR**

Scale 1 : 3

Part No. : AEL 10-11030

Name	Width	Thickness	Length	Drum Dia.	Pos / Set
DYNA PS-125 LT F/R	83	9.5	287	Ø 320	4

**APPLICATION MODEL**

- Toyota Dyna PS 125 LT

- Hino Dutro 125 LT (120 PS, 6ban, 7750 Kg)

Type Rivet :

7 : 9 ( 9 X 4 X13)



Material : Aluminium/Bronze/Copper  
Scale 1 : 1

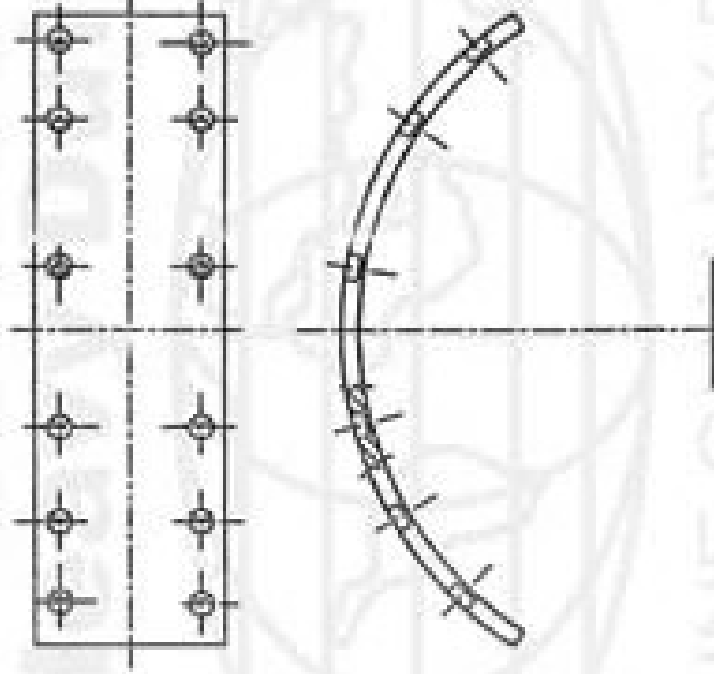
**Filvets per Set : 48**



**WORLD BRAKE**  
Heavy Duty  
GENUINE QUALITY PARTS

# TOYOTA

# WORLD BRAKE



# GENUINE QUALITY PARTS

## JEEP 2 FRONT

Scale 1 : 3

Part No. : 47651-36060


Name	Width	Thickness	Length	Drum Dia.	Pos / Set
JEEP 2 FRONT	75	7.0	280	Ø295	4

### APPLICATION MODEL

- Th. 1982~91 Dyna BU 32 R
- Th. 1980~82 Dyna BU 20 R
- Th. 1977~81 Dyna HU 30
- Th. 1975~80 Landcruiser FJ 55 Wagon  
FJ45 Utility  
FJ40 Utility(After Chassis  
No. 212687)with 2F Engine  
S.W.B. and Floating Axle

Type Rivet :

7 : 9 (9 X 4 X 13)



Material : Aluminium/Brass/Copper  
Scale 1 : 1

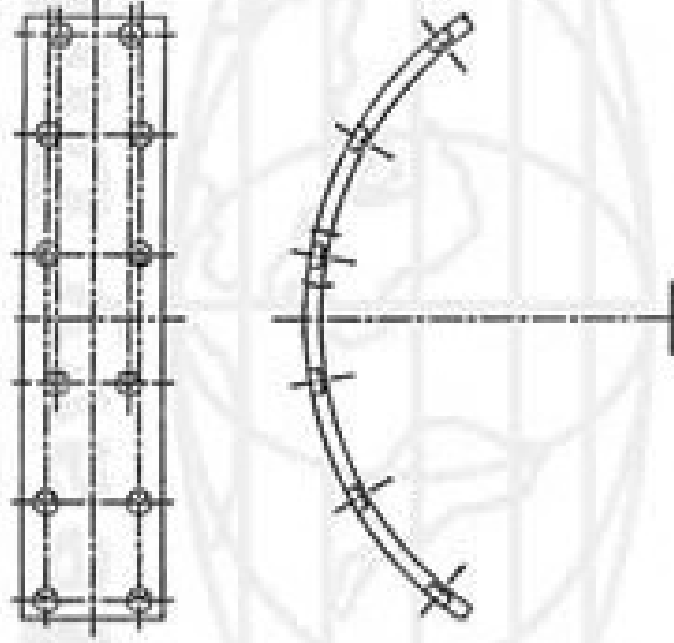
**Rivets per Set : 48**



**WORLD BRAKE**  
**Heavy Duty**  
GENUINE QUALITY PARTS

**TOYOTA**

**WORLD BRAKE**



**GENUINE QUALITY PARTS**

**JEEP RK-45 F/R**

Scale 1 : 3

**Part No. : RK-45-47354**

Name	Width	Thickness	Length	Drum Dia.	Pos Rivet
<b>JEEP RK 45 F/R</b>	<b>55</b>	<b>6.5</b>	<b>267</b>	<b>Ø290</b>	<b>4</b>

**APPLICATION MODEL**


- Th. 1970--61 Landcruiser FJ40

FJ45,FJ55,Toyo-ace

Stouf , Dyna 1500cc & 1900cc

**Type Rivet :**

7 : 9 (9 X 4 X 13)



Material : Aluminium/Brass/Copper  
Scale 1 : 1

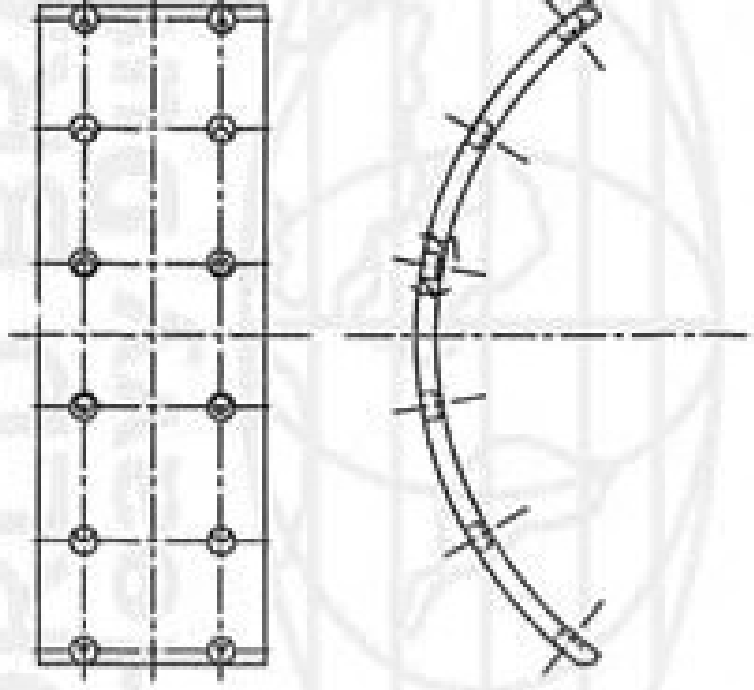
**Rivets per Set : 48**



**WORLD BRAKE**  
**Heavy Duty**  
GENUINE QUALITY PARTS

**TOYOTA**

WORLD BRAKE



GENUINE QUALITY PARTS

**F 292 F/R**

Scale 1 : 3

Part No. : F-292


Name	Width	Thickness	Length	Drum Dia.	Pos / Set
F 292 F/R	90	8.0	292	Ø320	4

**APPLICATION MODEL**

- Th. 1985--88 Dyna WU 90 R

**Type Rivet :**

7 : 9 (9 X 4 X 13)



Material : Aluminium/Brass/Copper  
Scale 1 : 1

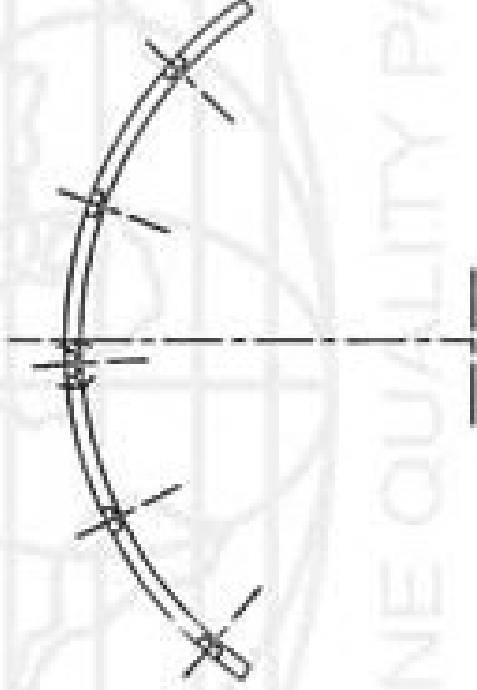
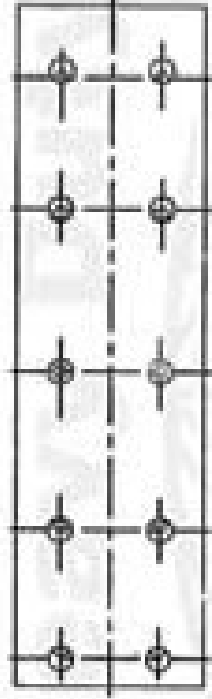
**Rivets per Set : 48**



**WORLD BRAKE**  
**Heavy Duty**  
GENUINE QUALITY PARTS

**TOYOTA**

**WORLD BRAKE**



**GENUINE QUALITY PARTS**

**F 294 F/R**

Scale 1 : 3


**Part No. : F-294**

Name	Width	Thickness	Length	Drum Dia.	Pcs / Set
<b>F 294 F/R</b>	<b>75</b>	<b>6.2</b>	<b>300</b>	<b>Ø320</b>	<b>4</b>

**APPLICATION MODEL**

**Type Rivet :**

**7 : 9 (9 X 4 X 13)**



Material : Aluminium/Brass/Copper  
Scale 1 : 1

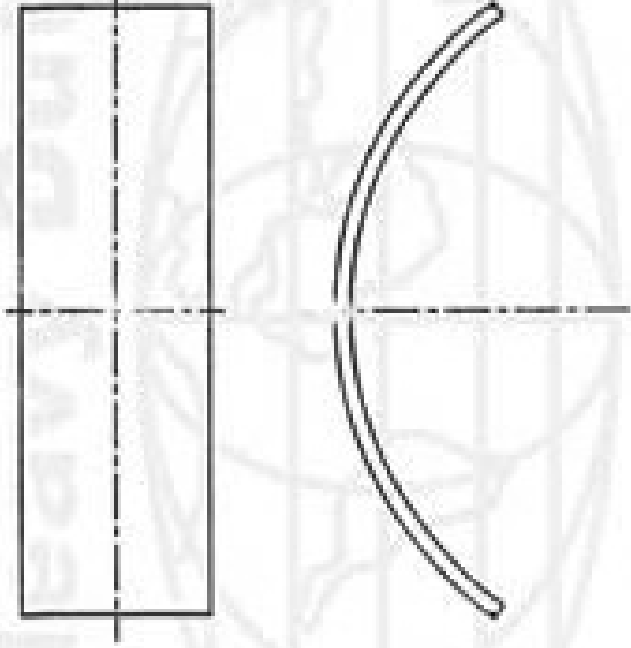
**Rivets per Set : 40**



**WORLD BRAKE**  
**Heavy Duty**  
GENUINE QUALITY PARTS

**TOYOTA**

**WORLD BRAKE**  
Heavy Duty



**GENUINE QUALITY PARTS**

**F 296 F/R**

Scale 1 : 3

Part No. : F-296

Name	Width	Thickness	Length	Drum Dia.	Pcs / Set
F 296 F/R	75	6.2	270	Ø295	4

APPLICATION MODEL

Type Rivet :

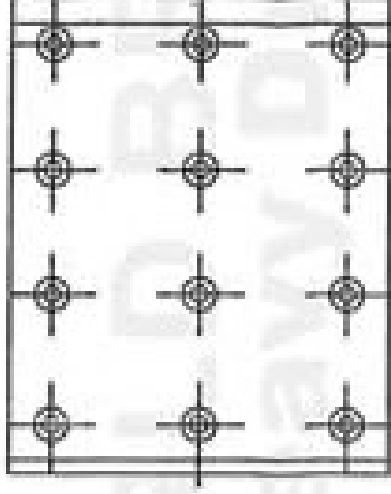
UNDRILLED

Scale 1 : 1

Rivets per Set : 0



**WORLD BRAKE**  
Heavy Duty  
GENUINE QUALITY PARTS



GENUINE QUALITY PARTS.

**FL 10 FRONT**

Scale 1 : 3

**Part No. : VL/86/1 / 270-832-0**  
**Bendix Part No.: VL 861**

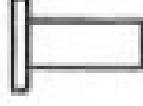
Name	Width	Thickness	Length	Drum Dia.	Pcs / Set
<b>FL 10 FRONT</b>	<b>148</b>	<b>18/13</b>	<b>178</b>	<b>Ø410</b>	<b>8</b>

**APPLICATION MODEL**

**Type Rivet :**

- Th. 1985-- FL 7 (6 X 4 B & T Ride)
- FL 7 PA (6 X 4 Tractor)
- FL 7 & FL10 Air Suspension S85 Rid
- FL 7 & FL10 (All 4 X 2 Models)
- FL 7 & FL10 (6 X 2 A Ride)
- FL10 (6 X 4 T Ride)
- FL10 RS (6 X 2)
- FL10 (6 X 4 B&T Ride)
- N10, N12 Front 6'Drum
- Th. 1986-- FL 7 (6 X 4 Tipper B Ride)

10 :10 (12 X 6 X 15)




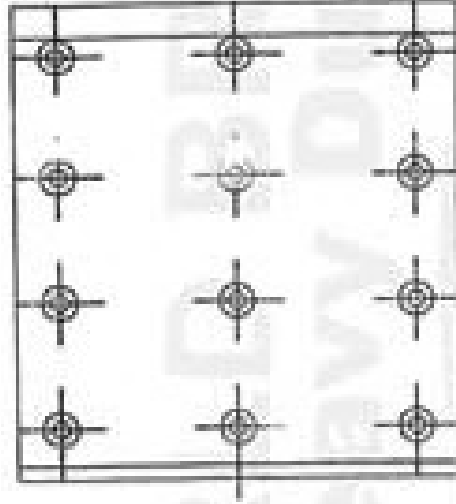
**Material : Aluminium/Bronze/Copper**  
**Scale 1 : 1**

**Rivets per Set : 96**





**VOLVO**



## FL 10 REAR

Scale 1 : 3

Part No. : VL/87/1 / 270-834-0 / 270-834-5 / 270-834-5 / 275-994-2 / 309-5187-5  
Bendix Part No.: VL 8711

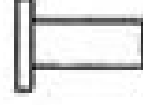
Name	Width	Thickness	Length	Drum Dia.	Pos / Set
FL 10 REAR	173	18/13	178	Ø410	B

### APPLICATION MODEL

- Th. 1985-- FL 7 (6 X 4 B & T Ride)  
FL 7 (6 X 4 Tipper B)
- FL 7 & FL10 Air Suspension S85 Rid
- FL 7 & FL10 (All 4 X 2 Models)
- FL 7 & FL10 (6 X 2 A, Ride)
- FL10 (6 X 4 T Ride)
- FL10 (8 X 4 B&T Ride)
- T1N10, N12 Front 6'Drum  
1986-- FL 7 (6 X 4 Tipper B Ride)

### Type Rivet :

10 :10 (12 X 6 X 15)



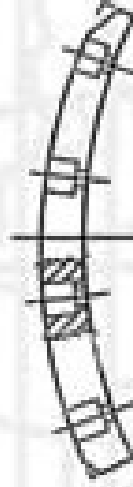
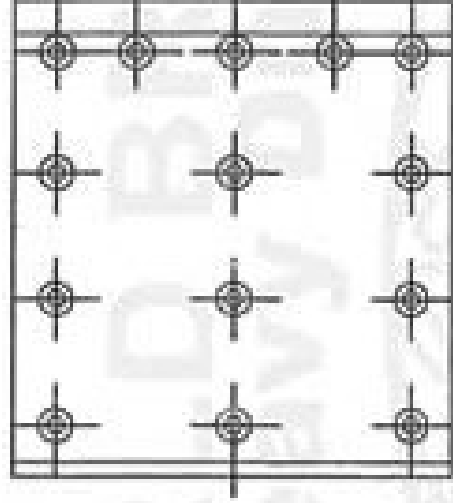
Material : Aluminium/Brass/Copper  
Scale 1 : 1

**Rivets per Set : 96**



**WORLD BRAKE**  
Heavy Duty  
GENUINE QUALITY PARTS

# VOLVO



## VOLVO REAR

Scale 1 : 3

Part No. : \*

Name	Width	Thickness	Length	Drum Dia.	Pos / Set
<b>VOLVO REAR</b>	<b>173</b>	<b>18/13</b>	<b>178</b>	<b>Ø410</b>	<b>8</b>

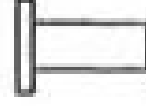
### APPLICATION MODEL

- Th. 1985-- FL 7 (6 X 4 B & T Ride)
- FL 7 (6 X 4 Tipper B)
- FL 7 & FL10 Air Suspension S85 Ride
- FL 7 & FL10 (All 4 X 2 Models)
- FL 7 & FL10 (6 X 2 A Ride)
- FL10 (6 X 4 T Ride)
- FL10 (8 X 4 B&T Ride)
- N10, N12 Front 6'Drum

- Th. 1986-- FL 7 (6 X 4 Tipper B Ride)
- Th. 1993-- FH 12.340, FH 16.520

Type Rivet :

10 : 10 (12 X 6 X 151)



Material : Aluminium/Brass/Copper  
Scale 1 : 1

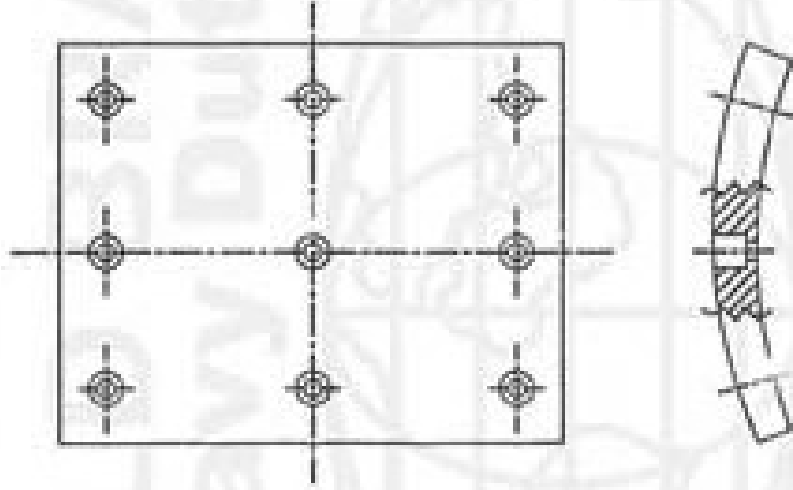
**Rivets per Set : 112**



**WORLD BRAKE**  
Heavy Duty  
GENUINE QUALITY PARTS

**VOLVO**

**WORLD BRAKE**  
**Heavy Duty**



**GENUINE QUALITY PARTS**

**VOLVO FB 85 REAR**

Scale 1 : 3

Part No. : VL/77/1 atau 19563


Name	Width	Thickness	Length	Drum Dia.	Pos/Sag
<b>VOLVO FB 86 REAR</b>	<b>203</b>	<b>19/14.5</b>	<b>147</b>	<b>Ø400</b>	<b>4</b>

**APPLICATION MODEL**

- FB 86, 88
- NB 86, 88

Type Rivet :

10 : 10 (12 X 6 X 15)




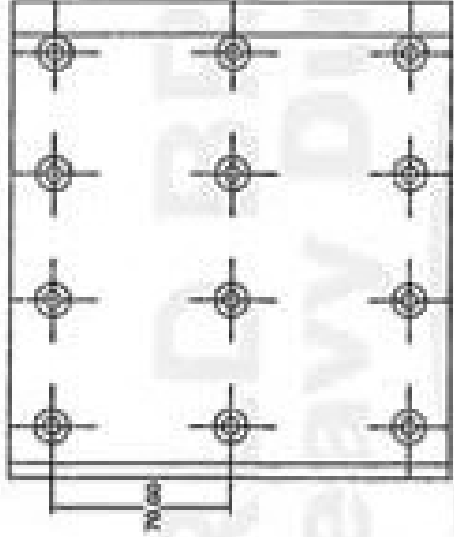
Material : Aluminium/Brass/Copper  
Scale 1 : 1

**Rivets per Set : 36**



**WORLD BRAKE**  
**Heavy Duty**  
GENUINE QUALITY PARTS

**VOLVO**



**FM 12 FRONT**

Scale 1 : 3

Part No. : -

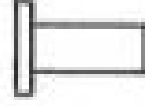
Name	Width	Thickness	Length	Drum Dia.	Pos / Set
<b>FM 12 FRONT</b>	<b>173</b>	<b>18/13</b>	<b>178</b>	<b>Ø410</b>	<b>8</b>

**APPLICATION MODEL**

FM 12 FRONT

Type Rivet :

10 : 10 (12 X 6 X 15)





Material : Aluminium/Bress/Copper  
Scale 1 : 1

**Rivets per Set : 96**

**VOLVO**

**WORLD BRAKE**  
Heavy Duty



GENUINE QUALITY PARTS

**FM 12 REAR**

Scale 1 : 3

Part No. : \*

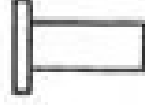
Name	Width	Thickness	Length	Drum Dia.	Pos / Set
<b>VOLVO REAR</b>	<b>200</b>	<b>18/13</b>	<b>178</b>	<b>Ø410</b>	<b>8</b>

**APPLICATION MODEL**

- VOLVO FM 12

Type Rivet :

10 : 10 (12 X 6 X 151)



Material : Aluminium/Bress/Copper  
Scale 1 : 1

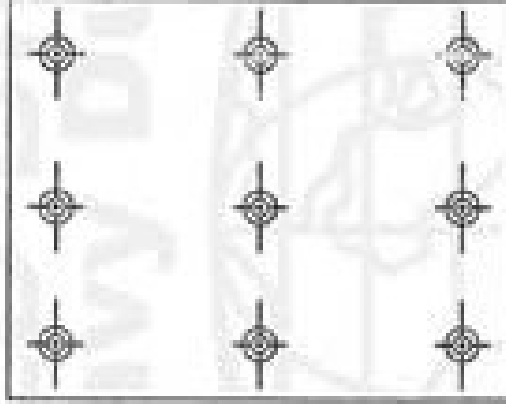
**Rivets per Set : 112**



**WORLD BRAKE**  
Heavy Duty  
GENUINE QUALITY PARTS

**VOLVO**

**WORLD BRAKE**  
**Heavy Duty**



**GENUINE QUALITY PARTS**

**F 86 REAR SHORT**

Scale 1 : 3

Part No. : -


Name	Width	Thickness	Length	Drum Dia.	Pos / Set
<b>F 86 REAR SHORT</b>	<b>197</b>	<b>19.1/13.8</b>	<b>147</b>	<b>Ø400</b>	<b>8</b>

**APPLICATION MODEL**

- VOLVO F 86

Type Rivet :

10 :10 (12 X 6 X 15)



Material : Aluminium/Brass/Copper

Scale 1 : 1


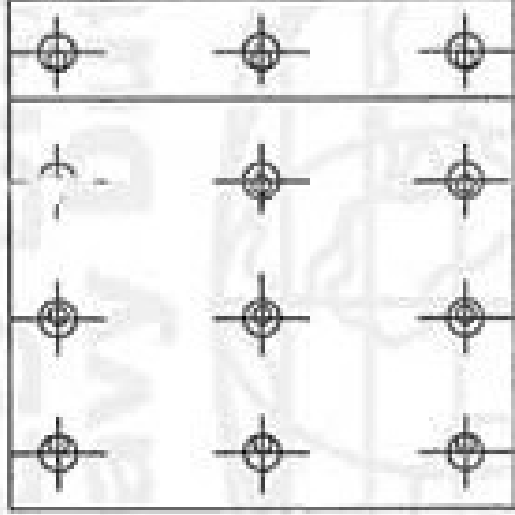
**Rivets per Set : 72**



**WORLD BRAKE**  
**Heavy Duty**  
GENUINE QUALITY PARTS

**VOLVO**

**WORLD BRAKE**  
**Heavy Duty**



**GENUINE QUALITY PARTS**

**F 86 REAR LONG**

Scale 1 : 3

Part No. : \*


Name	Width	Thickness	Length	Drum Dia.	Pos / Set
<b>VOLVO REAR</b>	<b>197</b>	<b>18.7/11.0</b>	<b>198</b>	<b>Ø420</b>	<b>8</b>

**APPLICATION MODEL**

- VOLVO F 86

Type Rivet :

10 : 10 (12 X 6 X 151)



Material : Aluminium/Bress-Copper  
Scale 1 : 1



**Rivets per Set : 112**



**WORLD BRAKE**  
**Heavy Duty**  
GENUINE QUALITY PARTS

**VOLVO**

**WORLD BRAKE**  
**Heavy Duty**



GENUINE QUALITY PARTS

**FL 7 PA F/R**

Scale 1 : 3

Part No. : VL-86/1


Name	Width	Thickness	Length	Drum Dia.	Pos / Set
FL 7 PA F/R	148.3	18/13	178	Ø410	8

**APPLICATION MODEL**

Type Rivet :

- VOLVO FL 7 AIR SUSPENSION

10 :10 (12 X 6 X 151)



Material : Aluminium/Brass/Copper  
Scale 1 : 1

**Rivets per Set : 96**

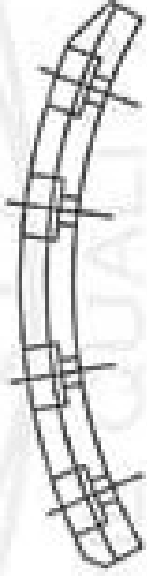
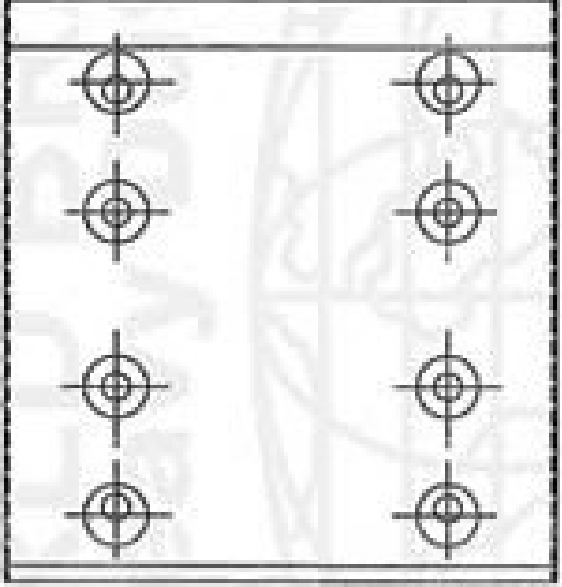


**WORLD BRAKE**  
**Heavy Duty**  
GENUINE QUALITY PARTS



# HDT

WORLD BRAKE  
Heavy Duty  
GENUINE QUALITY PARTS



## HDT TRUCK

Scale 1:3

Part No. : -

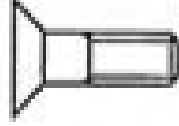
Name	Width	Thickness	Length	Drum Dia.	Pos / Set
HDT TRUCK	216	21.5	215	Ø463	4

### APPLICATION MODEL

- HDT TRUCK

Type Rivet :

BOLT



Material : Aluminium/Brass/Copper


Scale 1:1

Rivets per Set : 32



**WORLD BRAKE**  
Heavy Duty  
GENUINE QUALITY PARTS

# SQUARE LINING



**MODEL**  
300 x 300 and 450 x 450

**Thickness**

0	11	21	31	41
0	12	22	32	42
0	13	23	33	
4	14	24	34	
5	15	25	35	
6	16	26	36	
7	17	27	37	
8	18	28	38	
9	19	29	39	
10	20	30	40	



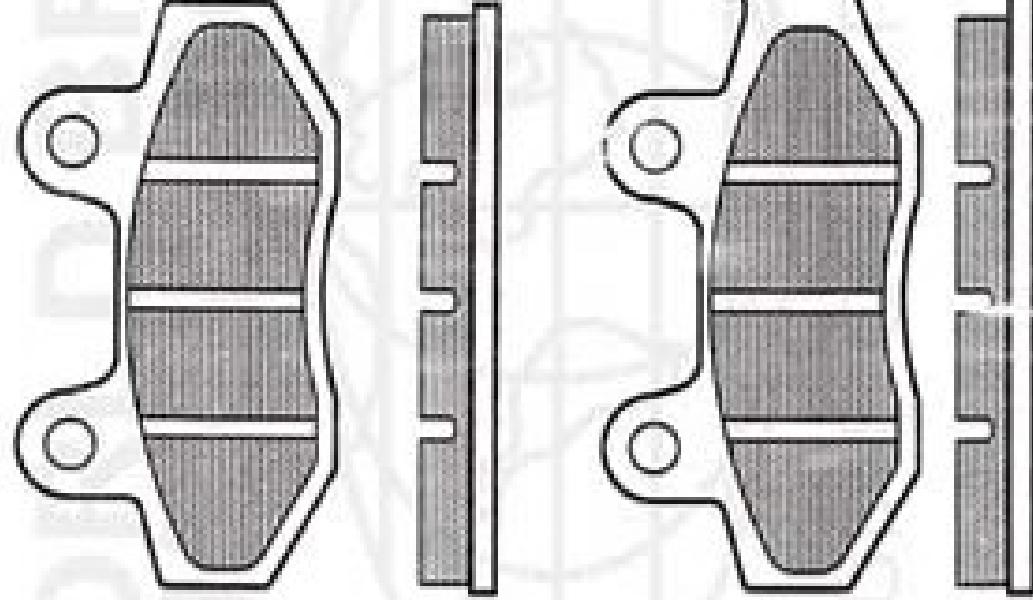
**WORLD BRAKE**  
**Heavy Duty**  
GENUINE QUALITY PARTS

# DISC PAD MODEL



**WORLD BRAKE**  
**Heavy Duty**  
GENUINE QUALITY PARTS

# SUZUKI



Scale 1 : 1

## MODEL

: SUZUKI / DS-01

## GENUINE PART No.

:

-

APPLICATION / MODEL	FRONT	REAR
SUZUKI TORNADO	DS-01	S/K-01
HONDA SUPF A X	DS-01	H-01
HONDA TIGER	DS-01	H-02
HONDA KHARISMA	DS-01	H-01
SUZUKI THUNDER 125	DS-01	Y-02
SUZUKI SATRIA	DS-01	S/K-01
KAWASAKI KAZE R	DS-01	S/K-01
KAWASAKI BLITZ R	DS-01	S/K-01
SUZUKI SMASH, SHOGUN	DS-01	S/K-01

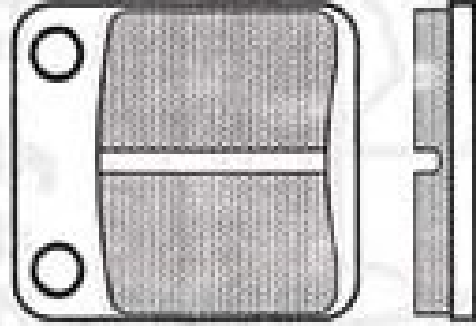


**WORLD BRAKE**  
Heavy Duty  
GENUINE QUALITY PARTS

# HONDA

# WORLD BRAKE

Heavy Duty



## GENUINE QUALITY PARTS

Scale 1 : 1

**MODEL**

: HONDA / DH-01

**GENUINE PART No.**

: -

**APPLICATION MODEL**

**FRONT**

**REAR**

HONDA GL-MAX

H-02

HONDA GL-PRO

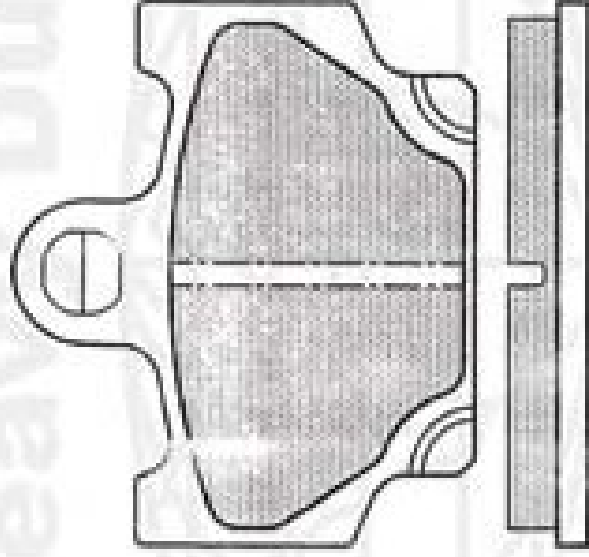
H-02



**WORLD BRAKE**  
Heavy Duty  
GENUINE QUALITY PARTS

**YAMAHA**

**WORLD BRAKE**  
**Heavy Duty**



GENUINE QUALITY PARTS

Scale 1 : 1

**MODEL**

: **YAMAHA / DY-01**

**GENUINE PART No.**

: -

**APPLICATION MODEL**

**FRONT**

**REAR**

YAMAHA RX-KING

DY-01

Y-02



**WORLD BRAKE**  
**Heavy Duty**  
GENUINE QUALITY PARTS

**CROSS REFERENCE**

NO.	CAR MODEL	P/R	SIZE FINISH			HOLE	PART NO.	GENUINE NO.
			L	W	GA. DRUM			

**I. BENTEL/RENAULT**

1	B-3	-	178	14.0	371	414	2H0-820	
2	KERAX 350 R	R	178	18.5	188	414	800811-13	
3	KERAX 420 R	R	188	18.0/12.5	178	414	800188-09	
4	KERAX 400 R	R	220	18.3	187	420	800180-048	

**II. CEAT**

1	Ceal Panjang		71	17	208	420		
2	Ceal Pendek		70	17	188	420		
3	Ceal Lebar		100	17	208	208		

**III. DAEWOO**

1	BUS DS 115E F	F	156	18.5	188	410	80780403	80780403
2	BUS DS 115E R	R	220	18.8	188	410	80780403	80780403

**IV. DAIHATSU**

1	Data Long/E-016	F	75	8.0	315	315	04488-87307	C-1884
2	Data Smpk	-	75	7.0	271	265		
3	DA-26	F/R	75	8.0	200	210		

**V. DENNING**

1	H315 H Cam	R	178	18.1 / 18.1	181	419	4815 H	4815 H
2	H315 H Ave	R	178	18.2 / 17.8	190	419	4815 H	4815 H

**VI. FORD/ANDROVER/DAY/ELAND**

1	GD/11	-	281	4.0	213	294	GD/11	GD/11
2	GD/21 - (D-1110)	-	87.2	4.8	258	278	GD/21	GD/21
3	GD/71	-	76.2	8.0	208	278	GD/51	GD/51
4	GD/921	-	177.8	12.7	265	264	GD/921	GD/921
5	GD/951	-	152.4	12.7	201	264	GD/1431	GD/1431
6	GD/1131	-	101.8	8.5	201	200	GD/1441	GD/1441
7	GD/1401	-	127	12.7	208	264	GD/1531	GD/1531
8	GD/1411	-	108	8.5	201	267	GD/1571	GD/1571
9	GD/1521	-	127	8.9	200	200	GD/1631	GD/1631
10	GD/1531	-	127	8.5	241	200	GD/1641	GD/1641
11	GD/1631	-	127	8.5	258	267	LE/541	LE/541
12	GD/1641	-	127	12.9	201	267	LE/541H	LE/541H
13	LE/531							



**WORLD BRAKE**  
**Heavy Duty**  
 GENUINE QUALITY PARTS







**CROSS REFERENCE**

NO	CAR MODEL	FR	W	SIZE FINISH		HOLE	PART NO.	GENUNE NO.
				T	L			
14	PK-416 / 12.5 ton Rear	R	130	12.0	143	Ø	MC-80780	MC-80780
15	PK-417 Front	F	120	12	143	Ø	MC-80709	-
16	PK-417 Rear	R	140	12	143	Ø	MC-89704	-
17	PU 410 V	R	169	16	181		-	-
18	Hydraulic		75	8.5	265	20	-	-
19	T-620/T-653 TH 24 Front	F	80	11.5	150	Ø	-	-
20	T-620/T-653 TH 24 Rear	R	115	11.5	143	Ø	-	-
21	T-655/T-653 TH 25 Front	F	85	12.0	143	Ø	MC-89136	MC-89136
22	T-655/T-653 TH 25 Rear	R	115	12.0	143	Ø	MC-82148	MC-82148
							MC87197	
							MC87192	
							MC84012	
							MC84015	
							MC84022	
							MC84025	
23	PM 215 F	F	80	12.7	204	16	11208-13500	17441-2250
24	PM 215 R	R	125	12.7	208	16	11222-13500	17443-1140
25	PU50 BUILT UP		178	14.5	188	12		

**VIII. HINO**

1	2308 (FH/S/3N) / KB-212 Front	F	127	15.5	194	Ø	2308-354521	2308-354521
2	2308 (FH/S/3N) / KB-212 Rear	R	202	15.5	194	Ø	2308-354521	2308-354521
3	2007 (FH) Front	F	127	15.5	194	Ø	2308-354521	2308-354521
4	2308 (FH) Rear	R	202	15.5	194	Ø	2308-354521	2308-354521
5	2000 / FT Front	F	102	15.0	190	Ø	17441-4000	17441-4000
6	2000 / FT Rear	R	130	15.0	183	Ø	17443-4000	17443-4000



**WORLD BRAKE**  
**Heavy Duty**  
 GENUINE QUALITY PARTS

**CROSS REFERENCE**

NO	CAR MODEL	FR	WV	SIZE FRONT		HOLE	PART NO.	GENUINE NO.
				T	L			
7	EH 100 / BX/KR Front	F	60	12.7	304	303.7	47441-0230	11226-10300
8	EH 100 / BX/KR Rear	R	125	12.7	308	303.7	47443-1140	11223-10300
9	EH 700 / AK Front	F	120	15.0	188	400	47441-0370	47441-0350
10	EH 700 / AK Rear	R	155	15.0	185	400	47443-1440	47443-1300
11	FD Front / D/M/D 130 MID Front	F	160	10.8	300	320	47441-1520	47441-1520
12	FD Rear / D/M/D 130 MID Rear	R	115	10.8	281	320	47443-1140	47443-1120
13	FD TURBO/DM-81	R	105	12.5	178	370	47443-2160A	47443-1760
14	Handbrake Hino RCJ	-	75	8.5	340	310	14347-04100	14347-04100
15	RK 174 Front	F	127	15.5	154	405	47441-0310	47441-0310
16	RK 174 Rear	R	215	15.5	154	405	47443-4400	47443-0350
17	RD / 360 HP Front	F	151	15.0	154	410	-	47410-4500
18	RK 174 (T) Rear	R	215	15.5	154	405	-	-
19	Y-630 Front	F	110	13.0	258	320	47441-4710	04500-0255
20	Y-630 Rear	R	145	13.0	153	320	47443-2120	-
21	ZY 240(Rear) Front	F	127	15.5	212	440	47441-1150	47441-1150
22	ZY 240(Rear) Rear	R	202	15.5	212	440	47441-1220	47441-1220
23	ZY 240(H) Front	F	127	15.5	212	440	47443-1100	47443-1100
24	ZY 240(H) Rear	R	202	15.5	212	440	47441-1200	47441-1200
25	ZG Rear	R	178	19.0	247	450	-	-
26	Handbrake	-	75	8.5	340	310	14347-04100	14347-04100
27	Hino T/M 320-500	-	75	8.0	305	320	47441-1500	47441-1500
28	Hino SQ F	F	151	16.0	192	410	47441-0540	47441-0540
29	Hino SQ R	R	220	15.5	192	410	47441-0500	47441-0500
30	Hino BQ 100 F	F	100	12.5	188	414	2303-302710	2303-302710
31	BQ 100 R	R	178	12.0	155	410	2303-350210	2303-350210
32	ZM 300 R	R	151	12.0	184	410	2303-303110	2303-303110
33	Hino Dump 110 FS	-	83	8.5	287	320	47443-30211N	47443-30211N

**X. HUNTON / HON / YORK/ROSE**

1	5" Cam	-	127	18.0 / 15.7	180	418	418	ZM 4000
2	5" Anchor	-	127	18.8 / 10.5	180	418	418	ZM 4000
3	Horton 7" Cam	-	177.6	17.1 / 13.5	180	304	304	ZM-7300
4	Horton 7" Anchor	-	177.6	17.1 / 15.2	180	304	304	ZM-7300
5	ROSE 7" Cam	-	178	18.0 / 15.2	180	418	418	EL524
6	ROSE 7" Anchor	-	178	18.0 / 10.5	180	418	418	EL571A
7	ROSE 5 1/4" Cam	-	200	18.0 / 15.2	180	418	418	EL571A
8	ROSE 5 1/4" Anchor	-	200	18.5 / 10.5	180	418	418	-
9	ROSE 5 3/4" Cam	-	219	18.0 / 15.2	180	418	418	EL571A



**WORLD BRAKE**  
**Heavy Duty**  
 GENUINE QUALITY PARTS

**CROSS REFERENCE**

NO.	GAR MODEL	FR	W	DOT PARTS		HOLE	PART NO.	GENUINE NO.
				L	R			
10	ROE B 587 Andover	-	219	18.6 / 10.5	185	419	ZM-2780	FJ570
11	ROE BX202-01B	-	209	18.7 / 11	195	419	-	RM-271
12	ROE 77 Cam + 2 Spring	-	178	18.6 / 10.2	189	419	ZHF-710	LM593

**X. HYUNDAI**

1	Aerbus Cam F	F	156	17.3/11.5	178	402	58142-6A200	58142-6A200
2	Aerbus Arch F	F	156	17.6/10.6	178	402	58143-6A200	58143-6A200
3	Aerbus Cam R	R	220	17.3/11.5	178	402	580K2-6A000	580K2-6A000
4	Aerbus Arch R	R	220	17.6/10.6	178	402	580K3-6A000	580K3-6A000
5	Highly 125 PS		85	8.5	302	320	58144 45211	58144 45211
6	Highly 135 PS		110	11.0	300	320	6H20A	6H20A

**XL ISUZU and PONTON**

1	Isuzu Bion	FR	75	8.0	281	300	47115-621	9-47115-621-0
2	CH-14	F	110	13	308	320	47115-348	9-47115-348-0
3	CH-15	R	120	13	313	320	47115-348	1-47115-399-0
4	DA 100 Front	F	140	12.0	377	400	47115-397	9-47115-397-0
5	DA 100 Rear	R	178	14.5	385	410	47115-420	47115-420
6	DA 120 Front	F	75	10.0	416	400	47115-378	1-87870-129-0
7	DA 120 Rear	R	109	12.0	413	400	47115-383	9-47115-383-0
8	ELF 350 FR	FR	75	8	295	320	47115-622	47115-622
9	Handmade BX R	R	80	5.5	275	254	46235-022	46235-022
10	F-412	-	75	8.0	281	320	-	5-47115-109-0
11	ICR/IXD-55 Front	F	115	11.7	331	400	47115-181	47115-181
12	ICR/IXD-55 Rear	R	130	13.7	366	400	47115-182	1-47115-182-0
13	KS 10-31 Rear	-	75	7.8	280	300	-	-
14	MT-111 / 330 HP Front	F	140	16.0	381	410	47115-408	47115-408
15	MT-111 / 330 HP Rear	R	178	16.0	391	410	47115-409	47115-409
16	Isuzu 349 HP Rear	R	220	16.0	401	410	47115-715	47115-710
17	NKR 66 FR	FR	102	11.0	312	300	-	-
18	TLD 53/54	FR	85	6.0	260	300	47115-435	47115-435
19	TLD 58 New	FR	75	8.5	269	300	-	-
20	TMK Front	F	151	14.5	194	410	47115-480	47115-480
21	TMK Rear Old	R	178	14.5	191	410	47115-1880	1-47115-188-0
22	TMK Rear New	R	178	14.5	191	450	-	-
23	Isuzu 6801	R	145	13.0	153	300	30-309-43	30-309-43



**WORLD BRAKE**  
**Heavy Duty**  
 GENUINE QUALITY PARTS

**CROSS REFERENCE**

NO	CAR MODEL	PWR	W	L	L	DISP (CM <sup>3</sup> )	HOLE	PART NO.	GENUINE NO.
24	Handbrake /F-634		80			278	0	-	-
25	FSR 33 F	F	100	12.5	358	370	14	30-330-80	-
26	FSR 33 R	R	135	12.5	178	370	12	30-331-60	-
27	Hand brake		75	6.0	200	320	0	-	-
28	SK W-NM		115	15.5	187	419	10	12-168-00	-
29	Frame 92.5 FS	F	75	8.0	281	300	12	60401	60401
30	Frame 92.5 FS	R	75	7.5	277	300	12	60402	60402

**XII. IVECO**

1	PAC 26 F/R	F/R	178	17.1 / 13.5	188	394	12	VO 178 - 0	VO 178 - 0
2	HD TURBO F/R	F/R	200	21.0 / 13.8	202	430	12	IV 200 - 01	IV 200 - 01

**XIII. KENWORTH**

1	Valco Kenworth 18mm 6 Hole		177	21.0	250	501	6	AX181	AX181
2	Valco Kenworth 18mm 8 Hole		178	18.5	247	468	8	4330	4330
3	Kenworth C350-100 R		178	18.5 / 10.5	185	419	14	EL871	EL871

**XIV. MAZDA**

1	F-351	-	80	6.0	202	320	12	-	-
2	T-3000	-	75	8.3	288	320	12	-	47651-30000
3	T-4000 / F 382	-	119	10.5	310	320	12	-	-
4	TIYAN TRUCK 2.75 ton F	F	75	8.5	200	320	12	-	-
5	TIYAN TRUCK 3.5 ton F	F	80	11.0	212	320	12	-	-
6	TIYAN TRUCK 1.5 ton F	F	80	9.5	232	281	10	-	-
7	TIYAN TRUCK 2.75 ton R	R	75	9.5	209	300	12	-	-

**XV. MERCEDES BENZ / MAN**

1	508 I Front	F	80	10.8	248	300	10	ZN-040	ZN-040
2	508 I Rear	R	135	11.0	252	300	10	ZN-1120	ZN-1120
3	508 D Long	F	98	10.2	268	300	7	ZN-1130	ZN-1130
4	508 D Short	R	98	10.2	244	300	6	ZN-1140	ZN-1140
5	81300/818	-	120	10.2	248	300	10	ZN-1120	ZN-1120
6	LP 911 / LP 911 Type	F	100	15.3	219	418	-	ZN-1000	ZN-1000
7	L 911 Rear	R	120	15.3	213	418	8	ZN-1000	ZN-1000
8	N8B 300	F	90	8.3	202	320	12	-	-
9	OM 1413 D9 / LP 911 Rear	-	140	15.7	213	418	8	ZN-1000	ZN-1000
10	OM 912 Front	F	142.7	17.0 / 11.8	178	410	8	ZN-1160	ZN-1160
11	OM 912 Rear	R	162	17.0 / 11.8	178	410	8	ZN-1170	ZN-1170



**WORLD BRAKE**  
**Heavy Duty**  
 GENUINE QUALITY PARTS

**CROSS REFERENCE**

NO.	CAR MODEL	FR	W	SIZE FINISH		CAR DRUM	HOLE	PART NO.	GENUINE NO.
				T	L				
12	OH Prima Rear		163	17.0 / 11.8	178		Ø	ZN-1180	
13	OH Prima Saddle Rear	R	223	17.0 / 11.8	178		Ø	ZN-1190	
14	1625 FS	F	163	16.5 / 14	178		Ø	ZN-1210	
15	1625 FL	F	163	16.5 / 8	217		Ø	ZN-1200	
16	1625 RS	R	223	16.8 / 15	178		Ø	ZN-1230	
17	1625 RL	R	223	16.8 / 8	215		Ø	ZN-1220	
18	OF 8000	FR	140	12 / 15 / 12	202		12	-	
19	OH Prima R + 2 big hole		163	17.0 / 11.8	178		Ø	ZN-1180	
20	OH Prima Saddle + 2 big hole	R	223	17.0 / 11.8	178		Ø	ZN-1190	
21	OH/17 R + 1 big hole	R	162	17.0 / 11.8	178		Ø	ZN-1170	
22	JP-9	-	100	10.0	249		18	ZSV-800	ZSV-800

**XVI. MITSUBISHI**

1	CD FE 111/RS 160	F	78	8.5	325		12	MB-162517	MB060598
2	CD FE 118/RS 120	R	80	10.5	312		12	MC-632910	-
3	CD FE 44/135 FS	FR	110	10.2	312		12	MC-321243	-
4	CD T 210 Front	F	70	7.0	300		12	MB-050222	-
5	CD T 210 Rear	R	60	7.0	300		12	T-115-118	-
6	Rosa	FR	75	6.0	315		12	MC-632305	-

**XVII. NISSAN**

1	220 KHT Sport	F	127	15	191		Ø	-	-
2	270 KHT Long	R	127	16.8	204		Ø	-	-
3	CK 18 Front	F	80	10.0	368		14	4109-56098	4109-56098
4	CK 18 Rear	R	112	10.0	368		14	4406-56098	4406-56098
5	CK 11 Front	F	130	15.0	184		Ø	4109-90113	4109-90113
6	CK 11 Rear	R	160	18.0	195		Ø	4406-90108	4406-90108
7	CK 12 / UD 780 Front	F	102	12.7	307		18	-	4109-90129
8	CK 12 / UD 780 Rear	R	130	13.7	197		10	4406-90161	4406-90227
9	CM 80 Front	F	95	12.0	143		Ø	4109-25065	MC87190
10	CM 80 Rear	R	115	12.0	143		Ø	4406-25065	MC871945
11	CW 520 / RB-87 / SP-210 Front	F	181	18.0	192		10	4109-90926	4109-90914
12	CW 520 / RB-87 / SP-210 Rear	R	220	16.0	182		15	4406-90426	4406-90228
13	PK Front	F	95	10.8	143		Ø	-	-
14	PK Rear	R	115	10.8	143		Ø	-	-
15	Hardtop/CW 50.52		75	6	240			-	-
16	RP Rear	R	220	16	182		15	4406-90479	-
19	Traxion CD-16 / 340 HP Front	F	151	15.0	187		10	4109-90460	4109-90460



**WORLD BRAKE**  
Heavy Duty  
GENUINE QUALITY PARTS

**CROSS REFERENCE**

NO	CAR MODEL	P/R	W	SIZE FRONT		HOLE	PART NO.	GENUINE NO.
				T	L			

17	TRONN CD-45 Rear	R	230	192	410	13	4406-80426	4406-80426
18	TWD 52 Front	F	130	189	410	6	4109-80262	4109-80262
19	TWD 52 Rear	R	160	195	410	9	4109-80072	4109-80072
20	TZ 50/UD Front	F	110	194	420	6	4109-80269	4109-80269
21	TZ 50/UD Rear	R	160	195	410	6	4406-80109	4406-80109
22	140 HP Rear	R	230	192	410	19	4406-8026	
23	UA 21 Front	F	151	194	400	6	4109-80170	4109-80170
24	UA 21 Rear	R	200	194	410	9	4406-80194	4406-80194
25	P/C 211 Front	F	120	198	400	10	4109-80718	4109-80718
26	P/C 211 Rear	R	155	185	400	12	4406-80471	
27	C/W 330 F	F	178	191	410	17	NH1009-NA195D	NH1009-NA195D
28	C/W 330 F + 2 5kg 5kg	F	178	191	410	17	NH1009-NA195D	NH1009-NA195D
29	NISSAN HANDBRAKE PK-215	-	60	275	254	16	N35610-80016D	N35610-80016D
30	HANDBRAKE / CW 50.52	-	75	340	310	12	36119-80008	36119-80008
31	C/W 330 Rear	R	220	192	410	15	NH4006-81702	NH4006-81702
32	C/W 330 Rear (Big Chamber)	R	230	192	410	15	NH4006-81703	NH4006-81703
33	IM 210 Rear	R	132	178	370	10	4406-25072	4406-25072
34	IM 210 Front	F	109	266	370	14	-	-
35	ATLAS H-C	-	75	317	320	12	-	-
36	ATLAS H-40 FE 3 TON	-	75	318	320	12	-	-

**XVIII PERKASA**

1	FA	-	160	14.9	135.2	420	6	-
2	RA	-	160	14.0	135.1	420	6	-

**XIX SAUER/SCANIA**

1	B/W 10 Holes	-	200	18.0 / 11.0	204	420	10	BC0371
2	B/W ECD	-	220	18.0 / 12.0	204	420	10	19 581
3	Scania 10 Holes	-	160	18.0 / 11.0	204	420	10	BC0561
4	Scania 12 Holes 7"	-	160	18.0	198	410	12	-
5	Scania 16 Holes 8"	-	200	18.0	206	412	16	8 55 11 62
6	Scania 16 Holes 10"	F	203	18.0	206	412	16	851162
7	Scania 12 Holes 10"	R	204	18.0	207	412	16	851163

**XX TATA**

1	12105 E Front	F	120	14.3	200	418	8	201-1091
2	12105 E Rear	R	151	14.5	210	418	8	201-1091



**WORLD BRAKE**  
Heavy Duty  
GENUINE QUALITY PARTS

**CROSS REFERENCE**

NO	CAR MODEL	P/N	SIZES FINISH			HOLE	PART NO.	GENUINE NO.
			L	T	DR/GRUB			

**XLT TOYOTA**

1	TD Front	F	80	12.7	388	383.7	47441-80000	47441-80000
2	TD Rear	R	120	2.7	291	408.4	47441-80001	47441-80001
3	Dyna /Counter Front	F	65	8.0	291	320	47651-30000	47651-30000
4	Dyna/Counter Rear	R	85	8.0	291	320	47651-30000	47651-30000
5	Dyna/PS 113 Front	F	75	8.0	291	320	-	3248-012
6	Dyna PS 125 HT Front	F	100	11.0	300	320	-	-
7	Dyna PS 125 HT Rear	R	115	11.0	291	320	-	-
8	Dyna PS 125 LT Front Rear	F/R	80	8.5	287	320	-	-
9	Jeep 2 Front	-	75	7.0	280	295	47651-30000	47651-30000
10	Jeep RK-45	-	55	6.5	267	290	RK-45-0354	-
11	F-292	-	50	8.0	282	320	-	-
12	F-294	-	75	6.2	300	320	-	-
13	F-296	-	75	6.2	270	295	-	-

**XLT VOLVO**

1	FL 10 Front	F	148	18 / 13	178	410	VL8601	VL8601
2	FL 10 Rear	R	173	18 / 13	178	410	VL8701	VL8701
3	Volvo Rear	R	173	18 / 13	178	418	-	-
4	Volvo FB 85 Rear	R	209	19.0 / 14.5	147	600	VL7701	VL7701
5	FM 12 Front	F	173	18 / 13	178	410	-	-
6	FM 12 Rear	R	200	18 / 13	178	410	-	-
7	F 86 Rear Short	R	187	19.1 / 13.8	147	600	-	-
8	F 86 Rear Long	R	187	18.7 / 11.8	168	620	-	-
9	FL 7 PA P/R	F/R	148.3	18.0 / 13.0	178	410	-	-





